


Winchester city council  
Sports Facilities Assessment  
and Playing Pitch Strategy  
2025 – 2040



**CONTINUUM**  
SPORT & LEISURE LTD

# Contents

	Page
Abbreviations	3
Section 1 – Introduction and Background	5
Section 2 – The Study Area	12
Section 3 – Playing Pitch Strategy	21
<i>Introduction</i>	23
<i>Findings and Facility Needs</i>	25
<i>Meeting the Needs: ‘How to’ Scenarios</i>	42
<i>Recommendations by Pitch Sport</i>	49
<i>Summary</i>	53
Section 4 – Sports Facilities Assessment	54
<i>Introduction</i>	56
<i>Sport Specific Analysis</i>	57
<i>Strategic Development Scenario</i>	105
<i>Summary</i>	108
Section 5 – Strategic Recommendations	110
Section 6 – Action Plan	115
Section 7 – Summary	125
Appendices:	
<i>Appendix A - Assessment of Needs Report Cricket</i>	
<i>Appendix B – Assessment of Needs Report Football</i>	
<i>Appendix C – Assessment of Needs Report Hockey</i>	
<i>Appendix D – Assessment of Needs Report Rugby</i>	
<i>Appendix E – Sport England FPM report – Swimming and Sports Halls</i>	
<i>Appendix F – Club Consultation and Aspirations</i>	
<i>Appendix G – Existing Planning Policies</i>	

## Abbreviations

3G	Third Generation (artificial grass pitch)
AGP	Artificial Grass Pitch
ALS	Active Lives Survey
BC	Borough council
BME	British Minority Ethnic
CC	Cricket Club
CIL	Community Infrastructure Levy
COE	Church of England
CUA	Community Use Agreement
ECB	England and Wales Cricket Board
EH	England Hockey
FA	Football Association
FC	Football Club
FL	Football League
FTP	Fine Turf Pitch (Cricket)
HC	Hockey Club
IMD	Indices of Multiple Deprivation
LA	Local Authority
LED	Light Emitting Diode
LFFP	Local Football Facility Plan
LSOAs	Lower Layer Super Output Areas
LPA	Local Planning Agency
MES	Match Equivalent Sessions
MUGAs	Multi Use Games Areas
NGB	National Governing Body
NPPF	National Planning Policy Framework
NTP	Non Turf Pitch (Cricket)
OHID	Office for Health Improvement and Disparities
ONS	Office of National Statistics
PC	Parish council
PQS	Performance Quality Standard
PP	PitchPower
PPC	Playing Pitch Calculator
PPS	Playing Pitch Strategy
RAG	Red Amber Green
RC	Roman Catholic
RFL	Rugby Football League
RFU	Rugby Football Union
RFC	Rugby Football Club
SD	Sand Dressed (Hockey)
SDNP	South Downs National Park
SDNPA	South Downs National Park Association
SE	South East
SFS	Sports Facilities Strategy
SHELAA	Strategic Housing and Economic Land Availability Assessment
S106	Section 106
TC	Town council
U	Under
WCC	Winchester city council
'Winchester'	Refers to the whole local authority area, not just the city
WRC	World Rugby Compliant

A photograph of two children, a boy and a girl, running on a grassy field. They are wearing black soccer jerseys with yellow accents and black shorts. The boy is on the left, wearing a jersey with 'FX' and 'SOUTHWAL' visible, and orange and black cleats. The girl is on the right, wearing a jersey with 'KIPSTA' and 'SOUTHWA' visible, and black cleats. They are both smiling and looking towards each other. The background is a blurred green field and a blue structure.

# Winchester City Council Sports Facilities Assessment and Playing Pitch Strategy 2025 – 2040

## Section 1: Introduction and Background

## 1. Introduction – Brief, Scope, Vision and Aims

### 1.1 Background

- a. Winchester city council has a long tradition of supporting grassroots community sports facilities and clubs. The new Sports Facilities Assessment and Playing Pitch Strategy 2025 – 2040, produced in line with national guidance from Sport England, forms the updated evidence base to the previous Playing Pitch Strategy 2018 and Sports Facilities Needs Assessment 2017-2037 and builds on the successful delivery of a number of the priorities and projects highlighted in the previous strategies.
- b. Continuum Sport and Leisure were commissioned by the council to lead on the production of the new strategy, for the whole Winchester local authority area, which has been agreed by all the key indoor and outdoor national governing bodies of sport following the Sport England process<sup>1</sup>. Each local authority in the country is encouraged to produce this evidence base to inform future decisions regarding the demand and supply of existing and new playing pitches and built sports facilities in their area. The strategy informs an action plan which details potential facility developments based on the demand and supply analysis, as set out in Section 6. This action plan will be reviewed and amended, in partnership with stakeholders and the Strategy Steering Group where necessary on an annual basis.
- c. The supply side information contained in the strategy is generated through standard facility audits used for all levels of facility from parks to elite sport, with findings then validated by the relevant NGB of that sport. The demand side information is generated from surveys of current and potential users including local sports clubs as well as club and team data provided by the relevant governing bodies of sport and facility booking records where available. The council's Planning Policy, Sustainability, Open Spaces, Community and Health Improvement teams have provided context and a local perspective on the overarching vision and principles driving the strategy and the outcome objectives.
- d. The resulting action plan is a guide on how enhanced and new facilities might be developed, pending viability testing, funding confirmation and planning permission, if necessary, where they might be developed and the lead organisation to meet identified demand and provide sustainable management and operational models. Often projects are delivered through the council, parish councils or the sport's governing body engaging with voluntary, education or commercial partners. Each potential project identified in the action plan will be reviewed and re-evaluated considering the situation at the time. The strategy and action plan provide a 'snapshot' of the position at the time of writing. Factors on both the demand and supply side may have changed as well as the cost and viability of the project at the point when an individual project is being considered during the life of this strategy.
- e. When applying for funding to develop new facilities or improve current facilities, Sport England, NGBs, and most other funding organisations, require evidence of the current demand and supply of facilities in an area to justify the proposed project. This strategy- developed and agreed in partnership with these same organisations- is the document that provides this information on playing pitches, built sports facilities and ancillary facilities and is vital to the success of any funding bid.
- f. Through the implementation of this strategy, the council has a leading role to play in enabling access to sporting opportunities at a cost that is acceptable to the wider community. The Town and parish councils in the district have a role to play as a direct provider of entry level facilities such as free to

---

<sup>1</sup> <https://www.sportengland.org/guidance-and-support/facilities-and-planning/planning-sport>

use casual football pitches and community access park tennis courts as well as pay and play summer and winter sports pitches and leisure facilities with changing and toilet facilities to allow communities to participate and clubs to play competitively.

- g. The strategy document comprises two parts – Playing Pitch Strategy (Section 3) and Sports Facilities Assessment (Section 4) – each with an action plan (Section 6).

### 1.2 Why the strategy has been developed

- a. Alongside the need for the council to ensure an up-to-date evidence base and need within the emerging local plan, the purpose of the strategy is to support the council's overarching principles of positively shaping the future of Winchester local authority area as a healthier and more active place. A key part of the future provision is the council's important direct and indirect contribution to improving health and increased physical activity levels of Winchester residents. The strategy will assist in establishing how to best meet the current and future health and wellbeing needs of Winchester's community clubs, organisations, and residents, contributing to the priority of making Winchester a better place to live and work.
- b. The council's main rationales for producing this updated strategy and associated action plan are detailed below:
- Comply with statutory policies and guidance for the assessment of needs and opportunities for sports facilities and pitches.
  - Provide an understanding and comprehensive audit of existing provision of all types of playing pitches and sports facilities by ownership type, including the quality of their supply and their condition.
  - Identify the current and projected local need (supply and demand now, and with future population growth) for specified playing pitches as well as for indoor and outdoor sports facilities, giving options for how and where identified need could be met.
  - Assess the quantitative and qualitative deficits and /or surplus for built leisure facilities and playing pitches and provide options for managing this in the future.
  - Produce a source of evidence to which facilities within the district are to be protected, enhanced or both.
  - Provide a robust and comprehensive evidence base to inform the council's decision-making processes for planning applications and public inquiries, particularly when seeking to identify mitigation or offsetting development.

### 1.3 Vision and Key Deliverables

- a. The vision for the Winchester Playing Pitch and Sports Facilities Strategy is to provide an assessment of the needs for playing pitches, sports and recreation facilities and opportunities for new provision. The assessment identifies specific needs and quantitative and/ or qualitative deficits or surpluses of playing pitches and sports facilities across the local authority area.
- b. The key deliverables of each strategy are as follows:

The Playing Pitch Strategy:

- Follows Sport England: Playing Pitch Strategy Guidance – An approach to developing and delivering a Playing Pitch Strategy.
- Facilities include Football pitches, Rugby union pitches, Cricket pitches, and artificial pitches.
- All stages of Sport England's guidance document are followed with the exception for stage E (step 10) which will be the responsibility of the steering group once the final updated strategies are adopted.

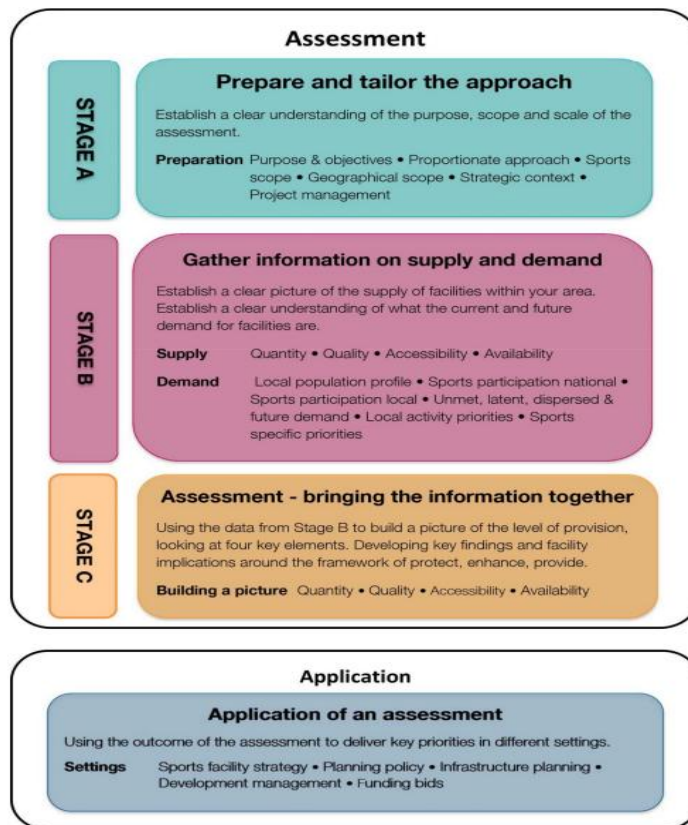
The Sports Facilities Strategy:

- Follows Sport England guidance for Sport England: Assessing Needs and Opportunities Guide for indoor and outdoor sports facilities – how to undertake and apply needs assessments for sport (2014).
- Facilities will include indoor swimming pools, sports halls, health and fitness suites, squash courts, tennis courts, gymnastics facilities and athletics facilities.
- Other sport areas which are identified as part of the project consultation are included where significant supply or demand has been identified.
- All stages of the Sport England guidance are followed.

### 1.4 The Approach to Developing the Strategy

- The strategy is based on local needs (currently and projections to 2040) and sets out deliverable actions. This objective is assured by adhering to the ‘Assessing needs and opportunities guide for indoor and outdoor sports facilities’ and the further application of the ‘ten steps’ advocated in the current Sport England’s ‘Playing Pitch Strategy Guidance’. This guidance is detailed below.

Figure 1.1- Assessing needs and opportunities guide for indoor and outdoor sports facilities (ANOG)



**Stage A – Prepare and tailor the approach:** Establish a clear understanding of the purpose, scope and scale of the assessment.

**Stage B – Gather information on supply and demand:** Establish a clear picture of the supply of facilities within the area and the current and future demands for facilities.

**Stage C – Assessment – Bringing the information together:** Using the data from Stage B to build a picture of the level of provision, looking at four key elements. Developing key findings and facility implications around the framework of protect, enhance, provide.

**Application – Application of an assessment:** Using the outcome of the assessment to deliver key priorities in different settings.

Figure 1.2 - Ten stage approach to a PPS



- Stage A** - Step 1: Prepare and tailor the approach.
- Stage B** - Step 2: Gather supply information and views.  
- Step 3: Gather demand information and views.
- Stage C** - Step 4: Understand the situation at individual sites.  
- Step 5: Develop the current and future pictures of provision.  
- Step 6: Identify the key findings and issues.
- Stage D** - Step 7: Develop the recommendations and action plan.  
- Step 8: Write and adopt the strategy.
- Stage E** - Step 9: Apply and deliver the strategy.  
- Step 10: Keep the strategy robust and up to date.

b. This 10-step approach is split into 5 key stages of the strategy process. This report covers stages A – D, with Stage E, the application, delivery, and renewal of the strategy, being the responsibility of the council, with support from the playing pitch NGBs, Sport England, and wider funding partners.

### National Policy Adherence

- c. The strategy also adheres to the National Planning Policy Framework (NPPF). Para 103 of the NPPF 2024 states: *“Planning policies should be based on robust and up-to-date assessments of the need for open space, sport and recreation facilities (including quantitative or qualitative deficits or surpluses) and opportunities for new provision. Information gained from the assessments should be used to determine what open space, sport and recreational provision is needed, which plans should then seek to accommodate”.*
- d. Sport England’s guidance highlights the importance of undertaking detailed assessments of sports facility needs and the benefits of sports and physical activity within local authority areas (as well as considering the range of possible options and scenarios for meeting priority needs and achieving positive outcomes identified through this process), before making recommendations for future action. Specifically, the guidance recommends that local authorities:

1. *Recognise and give significant weight to the benefits of sport and physical activity.*
  2. *Undertake, maintain and apply robust and up-to-date assessments of need and strategies for sport and physical activity provision, and base policies, decisions and guidance upon them.*
  3. *Plan, design and maintain buildings, developments, facilities, land and environments that enable people to lead active lifestyles.*
- e. The guidance published by Sport England also advocates that strategic recommendations and action planning consider the following hierarchy of needs:
1. **Protect** existing sports facilities where these are sustainable and continue to perform a valuable role in meeting community needs.
  2. **Enhance** existing facilities that meet these criteria but need improvement to continue to be of value; and, lastly,
  3. **Provide** new or extended facilities where there is found to be substantial unmet needs currently or predicted for the future.

### 1.5 Tailoring the approach- Which sports to include?

- a. The council agreed that the playing pitch sports to be included in the strategy are:
- Football
  - Rugby (Union & League)
  - Cricket
  - Hockey

The indoor and outdoor facilities to be included in the Sports Facilities Assessment were agreed as:

- Swimming pools
  - Sports halls
  - Health and fitness suites
  - Squash courts
  - Tennis, Padel and other racquet sports facilities
  - Gymnastics facilities
  - Athletics facilities
  - Netball facilities
  - Cycling, BMX and Skate Park facilities
  - Bowls and Pentanque facilities
  - Boxing facilities
- b. Within these sports and facilities, the strategy seeks as far as is practicable, to include consideration of all forms of play, whether:
- Club and league based (formal) play and training (including reference to indoor nets for Cricket),
  - Less formal programmed forms of the respective sports (e.g., friendly and recreational game formats outside the sport's governing bodies affiliated structures), and
  - Un-programmed play by groups of residents, workers, students out of school.

### 1.6 Management and delivery

- a. The development of the strategy has been managed by the Winchester Playing Pitch Strategy and Sports Facilities Assessment Steering Group. Internal stakeholders within the steering group include representatives from Winchester's Community and Sustainability / Natural Environment teams with the Economy and Community service as well as the Planning Policy team within Built Environment service.
- b. The external stakeholders included in the Steering Group are made up of representatives from The Football Association, Football Foundation, Hampshire Cricket, England & Wales Cricket Board,

England Rugby, England Hockey, Sport England, and Continuum Sport & Leisure Ltd, the consultants appointed to co-ordinate the strategy development to the point of the recommendation and action plan.

- c. As part of the process the consultant team consulted with the following other National Governing Bodies: Badminton England, Baseball Softball UK, Bowls Development Alliance, British American Football, British Cycling, British Equestrian, British Gymnastics, British Mountaineering council, British Orienteering, England Athletics, England Boxing, England Golf, England Handball, England Lacrosse, England Netball, England Rugby League, England Squash, Exercise, Movement and Dance UK, Lawn Tennis Association, Royal Yachting Association, Swim England, Table Tennis England and Volleyball England. The views of the National Governing Bodies consulted are reflected in the sport's specific sections where relevant. Feedback was also sought from the Active Partnership, Energise me and Sport Winchester, a community sport alliance based in the city.



Winchester City Council  
Sports Facilities Assessment  
and Playing Pitch Strategy  
2025 – 2040

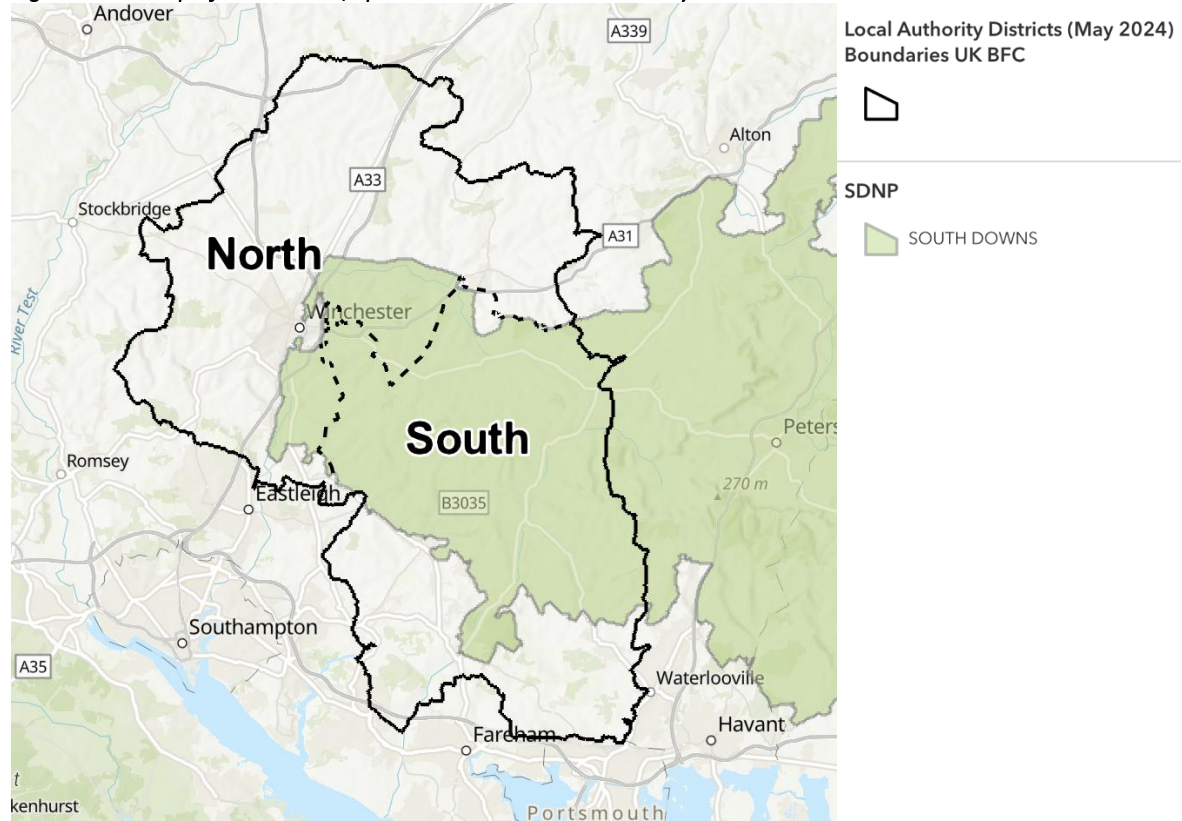
Section 2: The Study Area

## 2. The Study Area

### 2.1 The Extent of the Study Area

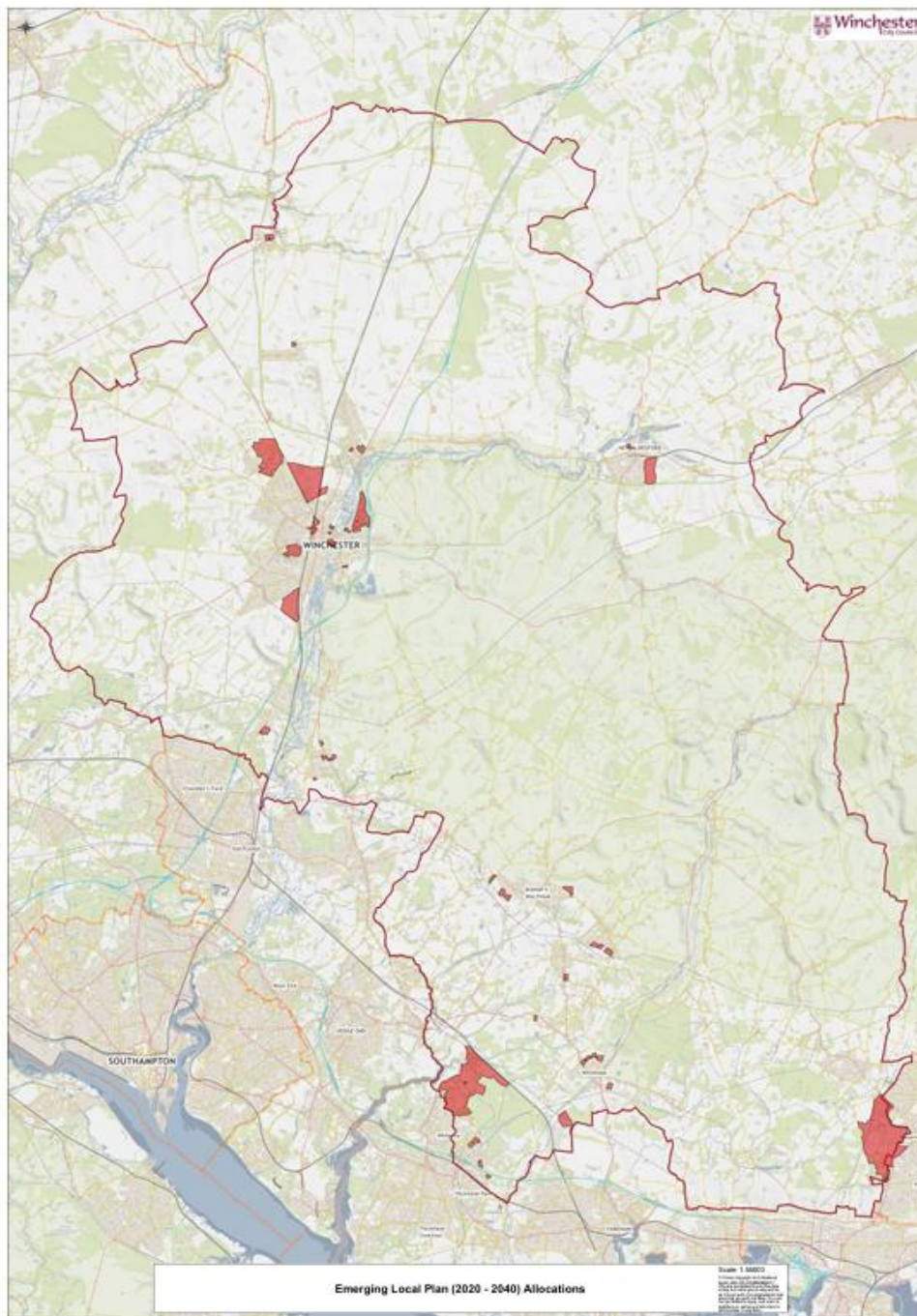
- a. The study area for the full strategy will be divided into North, South and overall provision, this will be defined by the 48 parish council boundaries, given that an important part of the Strategy will be to identify future need for pitch provisions and facilities based on population growth and areas of housing growth as outlined in the emerging Local Plan 2020 and shown in figure 2.1.

**Figure 2.1 – Map of Winchester, split into North and South study areas**



- b. The South Downs National Park (SDNP) plays an important role in presenting facility improvement and development recommendations. The South Downs National Park Authority (SDNPA) will refer to this Sports Facilities Assessment and Playing Pitch Strategy when making planning decisions affecting sports facilities within the setting of the SDNP. WCC and the SDNPA have an S101 agreement together whereby WCC act as agents on behalf of the SDNPA for planning decisions.
- c. There are also sports teams from inside Winchester that use facilities outside the district. This cross-boundary movement has been taken into consideration when considering future needs for each sport both in terms of specialist and strategic facilities that serve a sub-regional catchment area, and the local community sporting needs for Winchester residents.
- d. Figure 2.2 below highlights the designated sites for housing development, as identified in the Reg 19 Consultation version of the emerging Local Plan. There is a significant concentration of designated sites in the south of the Local Authority area, with additional smaller clusters in the East and North of the district.

Figure 2.2 Map of WCC designated sites for housing development



- e. 7 of the 10 Parish areas with the largest potential for housing developments, as identified in WCC's Strategic Housing and Economic Land Availability Assessment 2023 (SHELAA), are located in the south analysis area, highlighting that the area could experience significant population growth should these housing developments be realised.

## 2.2 Tailoring the Approach- What Makes the Study Area Different?

- a. In tailoring the approach, it is important to understand the following unique aspects of the area.
- Winchester is the least densely populated district in Hampshire, covering some 661 square kilometres with over 50 rural settlements.

- There are a collection of highly acclaimed state and private education establishments in the district including Winchester College, The University of Winchester, a campus for the University of Southampton and Peter Symonds College.
- The tidal area of the River Hamble / Solent within the district is both a Special Area of Conservation and a Special Protection Area, and the River Itchen and the Itchen Valley, which covers a large part of the district is also a Special Area of Conservation.
- Major housing development areas (MDA) at Newlands (West of Waterlooville), Winchester and Whiteley are driving growth that will see 15,400 new homes built in the period from 2020 to 2040.
- New schools are being built as part of the major housing development areas identified in the Local Plan.
- 40% of the district now falls within the South Downs National Park.

### Population Profile and Growth

- b. Any facilities which are developed from the study will need to meet the needs of Winchester’s future populations as well as its current population. Figure 2.3 summarises the most up to date population projections which are available for Winchester. These projections are from 2025 to 2040 and demonstrates that Winchester’s population is projected to grow by 5.8%, this is lower than the national average of 8.2%. Although the projected population increase is lower than the national average, an increase of over 5,000 residents will greatly increase the demand for sport and recreation pitches. This increase of population indicates that the current provision of facilities for sport, physical activity, and recreation in Winchester will be under pressure in the coming years as this growth occurs.

**Figure 2.3 Population projection for Winchester 2021 – 2040 (Census 2021, ONS national projections 2018)**

	2021 Population (Census)	2040 Population (ONS)	% increase
<b>Winchester</b>	127,400	134,731	5.8%
<b>England</b>	56,536,000	61,157,868	8.2%

### Health

- c. It is useful to understand the health profile of Winchester both in regard to identifying health issues which new or improved facilities can contribute to addressing and understanding the propensity of a local population to be active. Winchester’s Local Authority Health Profile (statistics ranging from 2022 to 2024) highlights that the health of residents is better than the national average.
- d. Figure 2.4 provides an overview of the performance of Winchester across several Department of Health key health indicators in comparison with regional and national averages, with those health markers which are better than regional and national average highlighted. This shows that Winchester performs well in comparison to the national averages for all of these leading indicators of health and wellbeing for both childhood and adult measures.

**Figure 2.4 Table of health indicators in Winchester, Hampshire, and England (OHID LA health profiles)**

	Winchester	Hampshire	England
% Obese children (Year 6) (2023/24)	13.9	18.6	22.1
% Obese or Overweight adults (2022/23)	56.9	64.8	64.0
Life expectancy: male (2023)	81.4	81.3	79.3
Life expectancy: female (2023)	85.9	84.6	83.2
Under 75 mortality: all causes (2023)	238.0	272.8	341.6
Under 75 mortality: cardiovascular (2023)	51.4	56.3	77.4
Under 75 mortality: cancer (2023)	86.4	105.4	120.8

- e. Winchester’s most recent health reports (2024) published as part of the Joint Strategic Needs Assessment highlighted the following risk factors and areas at high and low risk of these factors:

**Figure 2.5 JSNA Health factors and areas at most and least risk (2024)**

Risk Factor	Areas most at risk	Areas least at risk
Green Space	Whiteley, South Wonston	Most other areas lower risk
Sports	East Winchester	Weeke and Fulflood, Bishop’s Waltham, Southwick
Food Security	Winnall, Stanmore, Springvale, Alresford, Wickham, Bishop's Waltham	Most other areas lower risk
Fast Food Outlets	Winchester town centre, Weeke	Rural areas lowest risk
Social Isolation	Alresford, Stanmore, Winchester town centre, Denmead	Rural areas around Bramdean, South Wonston, Newton, and towards Waterlooville
Mental Wellbeing	Stanmore, Winnall	Rural areas around Winchester city
Air Quality	Whiteley	Sutton Scotney, Alresford
Heatwaves	Winnall and Highcliffe	Oliver’s Battery and Hursley, Hambledon and West Meon
Flooding	Whiteley, Denmead, Hambledon	Most other areas lower risk

- f. It is vital that facilities for sport are built so they can help contribute to maintaining the positive indicators reported. Sport England research has found that increased physical activity can help reduce the risk of developing a range of negative health risks, therefore providing suitable supply of accessible, high-quality sports pitches and facilities is essential to protecting the health of Winchester residents.

**Deprivation**

- g. Deprivation, and the social and economic factors behind the figures, directly affect the propensity and ability of the catchment population to access and use facilities and be active. Investment into community sports facilities can also form an important element of the regeneration of deprived areas and provide more accessible opportunities for movement and physical activity. An awareness of how deprivation affects a local population can also influence how activities are delivered and what type of initiatives are launched to increase participation.
- h. Figure 2.6 illustrates Winchester’s deprivation rank against other areas within the region for the years 2015 and 2019. As shown on the table, Winchester’s deprivation rank has decreased from 2015 to 2019 (where rank 1 is most deprived), signalling an increase in the levels of deprivation in the area over the past 4 years and a likely increase in challenges being faced by some residents with the cost of living and propensity to participate and be physically active.

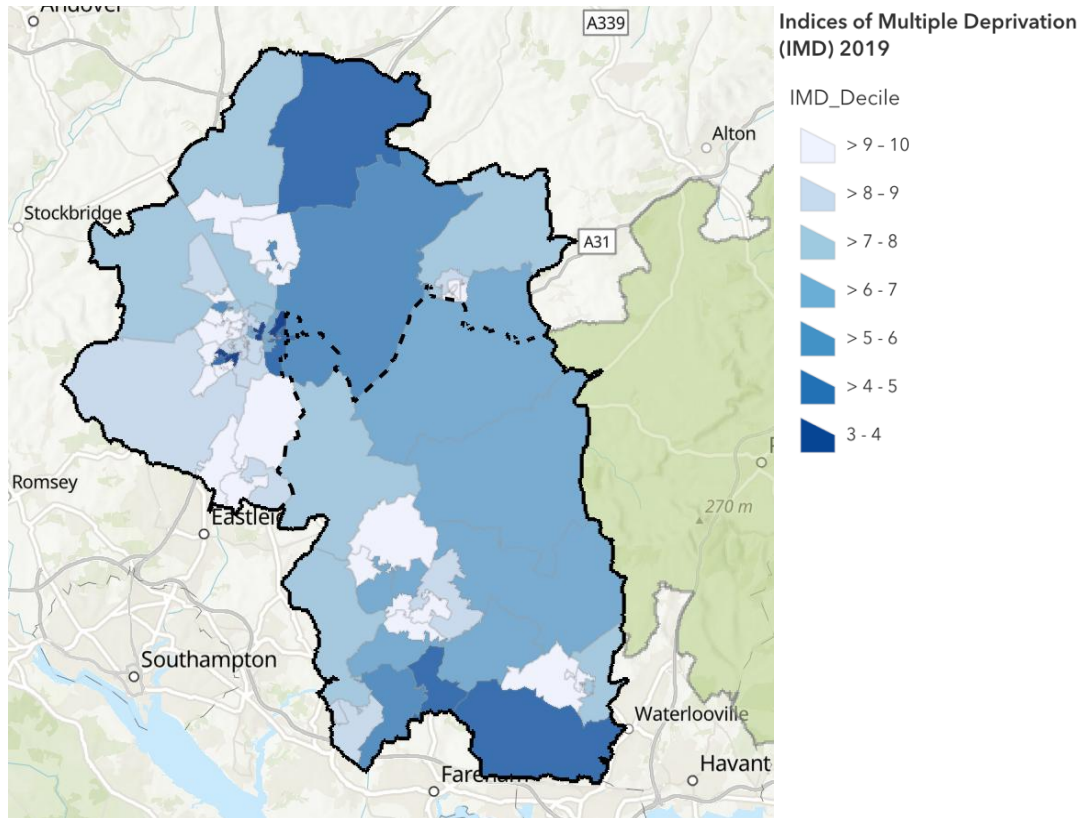
**Figure 2.6 Winchester and neighbouring areas deprivation rank (ONS English indices of deprivation 2019, ONS English indices of deprivation 2015)**

	IMD 2019	IMD 2015
Winchester	292	307
Test Valley	261	285
East Hampshire	285	308
Basingstoke and Deane	243	271
Eastleigh	287	295
Fareham	298	312

- i. Figure 2.7 shows a map of Winchester split up into analysis sub areas and Lower Layer Super Output Areas (LSOAs) with different colours outlining their relative Index of Multiple Deprivation (the darker blue areas are the most deprived Local Super Output Areas, whilst lighter are the least deprived).

The most deprived areas on the map are within Winnall, Lower Stanmore. These areas and neighbourhoods should be considered in relation to any current status of, or future development opportunities for, sports facilities and initiatives to impact positively on levels of participation and accessibility. Whilst there are some pockets of higher deprivation, there are no LSOAs in Winchester which are within the 30% most deprived areas in the country.

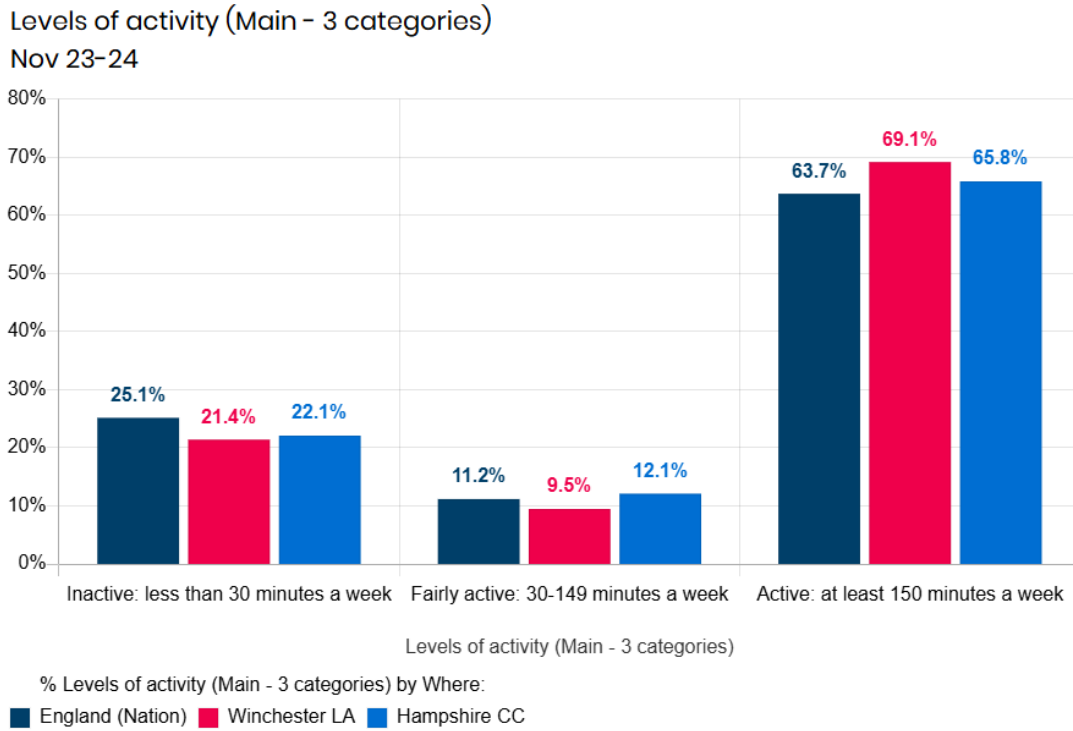
**Figure 2.6 Levels of deprivation across Winchester by lower layer super output areas (IMD 2019)**



#### How does the population participate?

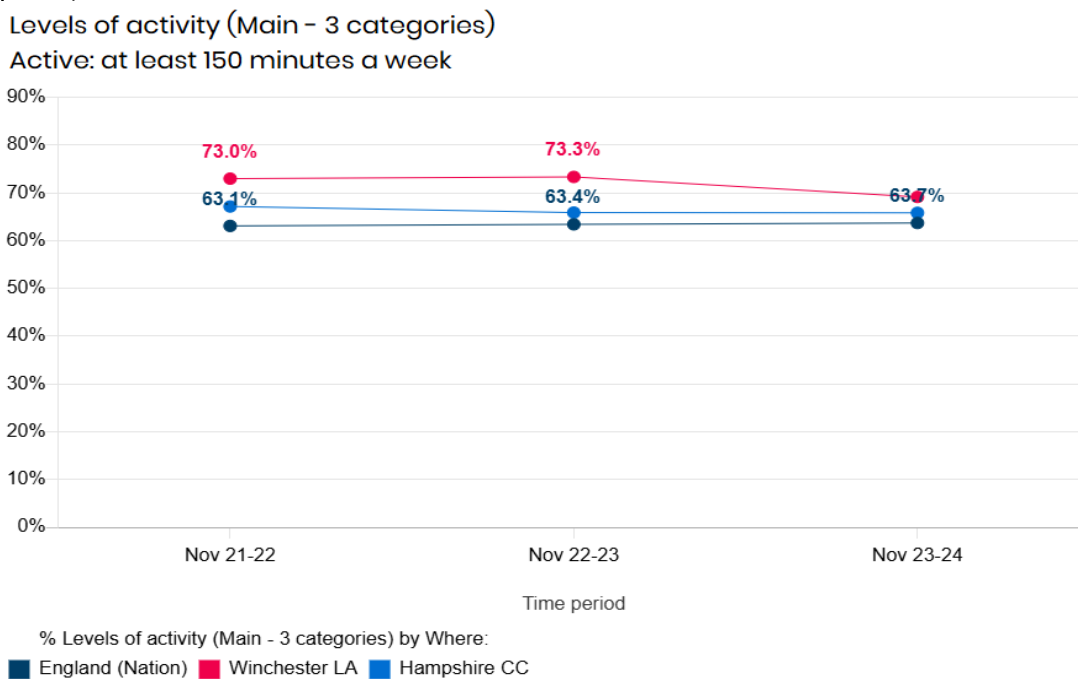
- j. Sport England's Active Lives Survey provides a comprehensive assessment of physical activity and sports participation at a local authority, county, regional and national level. Active Lives measures a range of performance indicators including activity rates, indoor and outdoor activity, and satisfaction with local sports provision. Active Lives also provides analysis of activity across a range of demographics including, gender, deprivation levels and age.
- k. Figure 2.8 outlines the percentage of the population of Winchester, Hampshire, and England who are physically active (150+ minutes per week), fairly active (30-149 minutes per week), and inactive (less than 30 minutes per week). The graph shows that Winchester reports significantly more active residents (69.1%) than the county average (65.8%) and national average (63.7%). This suggests that residents in Winchester have a very high propensity for physical activity and are more active than other local authorities in the region. Physical activity rates may increase further following the development of new or improved sports facilities and playing pitches.

Figure 2.8 Activity levels in Winchester, Hampshire and England 2023-24 (Sport England Active Lives survey 2024)



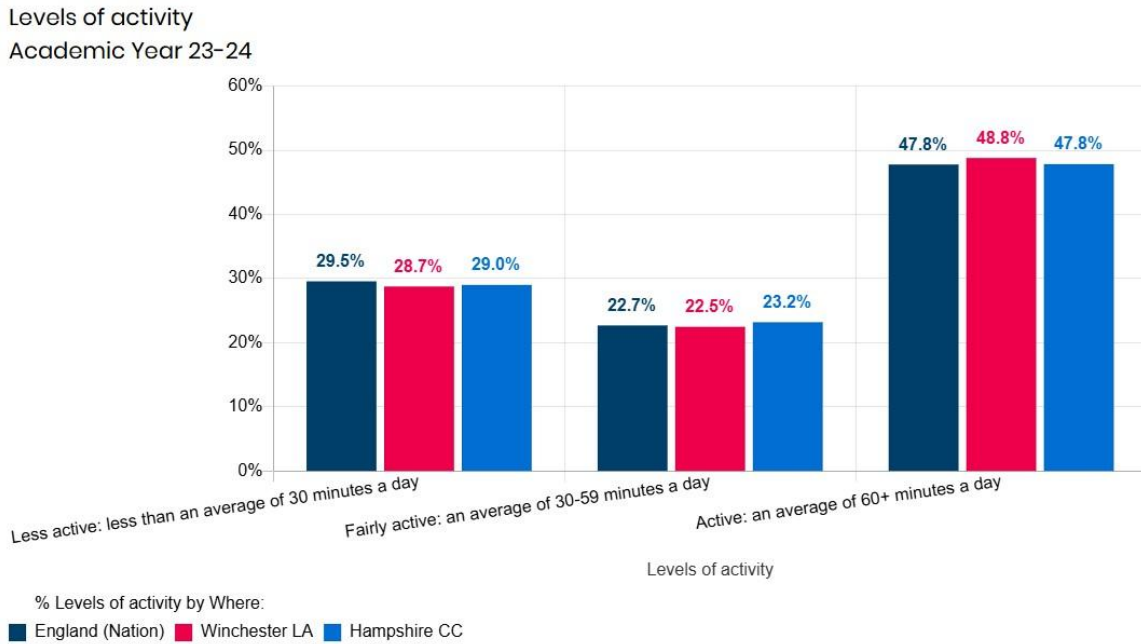
I. Figure 2.9 shows that Winchester reported a slight decrease in physically active residents from November 2021-22 to 2023-24, recording a 4% decrease in active adults. The overall percentage is still significantly greater than both county and national average. This suggests that there is a propensity to exercise and remain physically active in Winchester, which should be capitalised on in the Strategy.

Figure 2.9 Activity Levels in Winchester, Hampshire and England between 2021 - 2024 (Sport England Active Lives survey 2023)



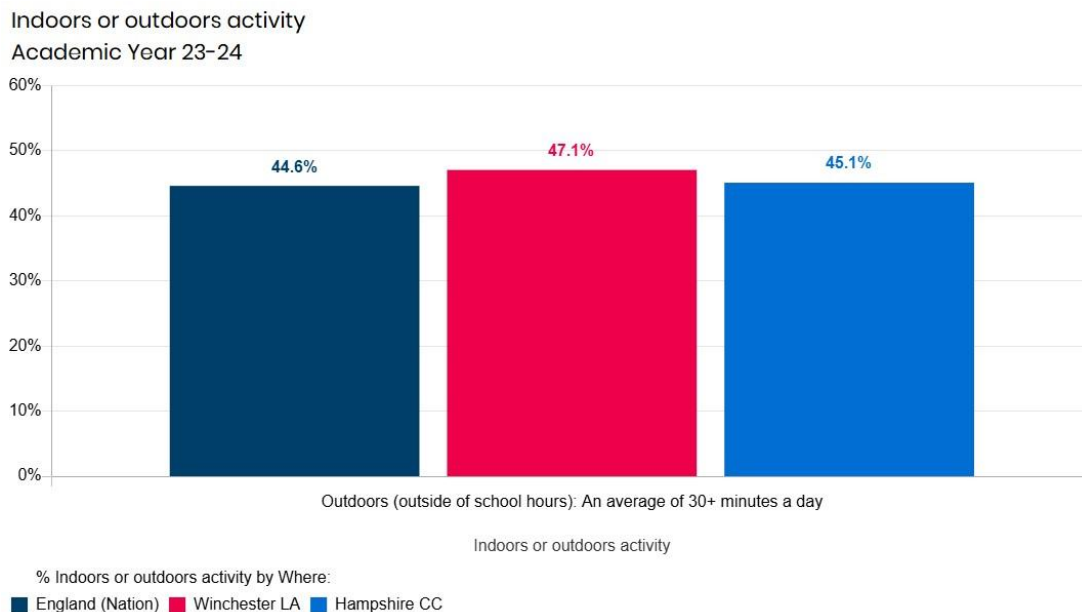
m. Children’s physical activity rates in Winchester are greater than the regional and national average, with a greater proportion of physically active children (48.8%) than the regional (47.8%) and national (47.8%) rates (figure 2.10)

**Figure 2.10 Levels of children’s physical activity (Sport England Active Lives survey 2024)**



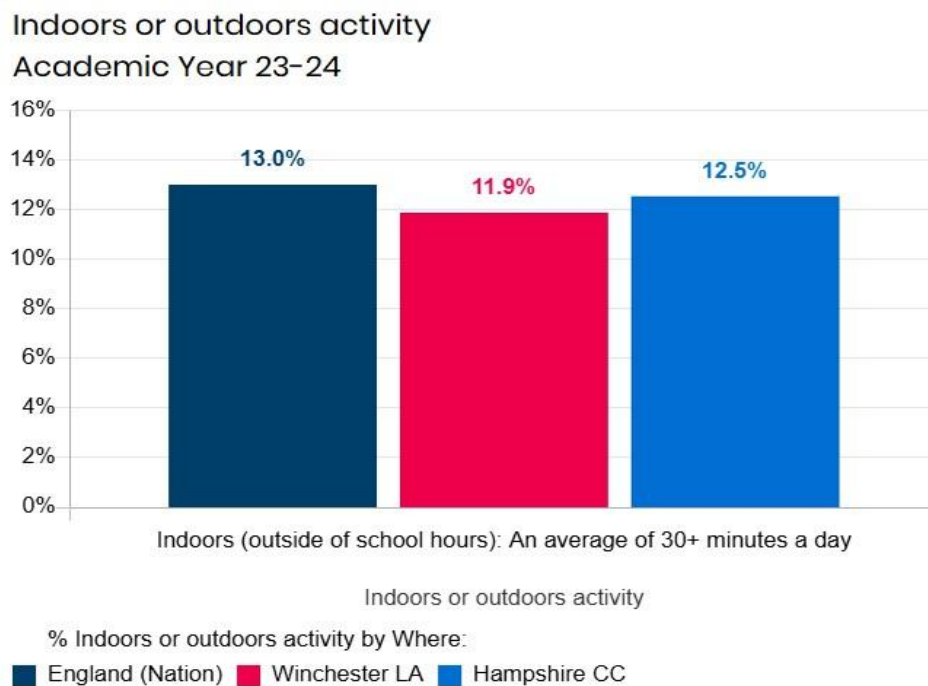
n. A high proportion of children’s physical activity outside of school hours in Winchester takes place outdoors, with 47.1% of children performing an average of 30+ minutes per day of physical activity outdoors outside of school hours (figure 2.11). This proportion is greater than the rates in Hampshire (45.1%) and significantly greater than the national average (44.6%). This highlights the importance of providing and maintaining high quality community outdoor sports facilities, including playing pitches, in ensuring children can be physically active.

**Figure 2.11 Children’s physical activity outdoor out of school hours (Sport England Active Lives survey 2024)**



- o. In contrast just 11.9% of children undertake 30+ minutes per day of physical activity indoors outside of school hours (figure 2.11). This proportion is less than the rates in Hampshire (12.5%) and less than the national average (13.0%).

**Figure 2.12 Children's physical activity indoor out of school hours (Sport England Active Lives survey 2024)**



### 2.3 Consultation Summary

- a. Over the course of this study, clubs and parish councils were consulted with through online surveys to gather their views on the facilities available within Winchester and their future needs. A summary of these consultation findings are available in figure 2.13 below. More detailed overviews of the consultation findings of Playing Pitch clubs and Sports Facilities clubs can be found in the relevant strategy section, figure 3.2 and sections 4.2 – 4.4 respectively.

**Figure 2.13 Summary of consultation**

Sports Clubs	PPS	SFS
Clubs surveyed	41	27
Club with more teams/active members than 3 years ago	48%	46%
Clubs with plans to grow in the next 3 years	68%	64%
Facilities are suitable to meet training demand	39%	56%
Facilities are suitable to meet match demand	54%	45%
Clubs with a need to improve or change sports facilities to sustain or grow	76%	67%
Clubs with a need to improve or change ancillary facilities to sustain or grow	66%	43%

<b>Parish Councils</b>	<b>Total</b>
Parish councils consulted	34 (71%)
Playing pitches are rated standard or worse	57%
Built sports facilities are rated standard of worse	29%
Playing pitches or sports facilities with use from clubs based outside of parish boundaries	57%
Clubs based in the parish boundary are using facilities outside of the parish	62%
Parish playing pitches and sports facilities are not suitable to meet current demand	43%
Parish playing pitches and sports facilities are not suitable to meet future demand	50%



Winchester City Council  
Sports Facilities Assessment and  
Playing Pitch Strategy  
2025 – 2040

Section 3 - Playing Pitch Strategy

# Contents

	Page
<b>Playing Pitch Strategy</b>	
<i>Introduction</i>	23
<i>Findings and Facility Needs</i>	25
<i>Meeting the Needs: 'How to' Scenarios</i>	42
<i>Recommendations by Pitch Sport</i>	49
<i>Summary</i>	53

### 3. The Playing Pitch Strategy

#### 3.1 Introduction

- a. This document is part of Winchester city council's overall Sports Facilities Assessment and Playing Pitch Strategy 2025-2040. The Playing Pitch Strategy (PPS) when adopted, will replace the previous Playing Pitch Strategy adopted in 2018.
- b. Consistent with the previous strategy, this PPS includes consideration of facility supply, demands, accessibility and availability for the four primary playing pitch sports of Cricket, Football, Hockey and Rugby.
- c. Within these sports, the strategy seeks as far as is practicable, to include consideration of all forms of play, whether:
  - Club and league based (formal) play and training (including reference to indoor nets for Cricket),
  - Less formal programmed forms of the respective sports (e.g., friendly and recreational game formats outside the sport's governing bodies affiliated structures), and
  - Un-programmed social play by groups of residents, workers, students out of school.
- d. In accordance with the national guidance for the development of playing pitch strategies, the Winchester PPS sets out the findings of the assessment of needs for playing pitch facilities in the study area, both currently and in the future.
- e. The findings are presented in summary format and should be read in conjunction with separate appendices for each playing pitch sport (Appendices A – D). These documents provide the findings of the detailed research and consultation undertaken to ensure that the facility needs findings summarised are fully robust.
- f. The section concludes with recommendations for the protection and enhancement of existing facilities and for the provision of new facilities where considered necessary to address identified current or future needs to 2040.
- g. This PPS sets a range of potential future change scenarios (e.g., loss of key playing pitch sites, new provision, substantial population growth in a particular area) and strategic scenarios for addressing identified needs (e.g., change of use from one pitch sport or pitch surface to another, greater community use of education playing pitches).
- h. The PPS scenarios considered have emerged from discussion with the members of the Winchester Playing Pitch and Sports Facilities Strategy Steering Group and inform the policy recommendations and action plan that follow.

## Section 3 - Playing Pitch Strategy Findings and Facility Needs



### 3.2 Findings and Facility Needs

- a. Detailed Assessment of Needs reports were undertaken for each of the 4 key playing pitch sports, which assessed the current supply, demand, and future needs for facilities across the City. These reports are summarised in this section, leading to conclusions on playing pitch needs. These reports (covering Stages B and C of Sport England's Playing Pitch Strategy Guidance) and supporting site-specific audit reports have been checked and challenged by representatives of the relevant sport's governing bodies and are appended as follows:
  - Appendix A: Cricket- Assessment of Need Report
  - Appendix B: Football- Assessment of Need Report
  - Appendix C: Hockey- Assessment of Need Report
  - Appendix D: Rugby- Assessment of Need Report
- b. This section provides an overall summary of supply, planned and proposed changes to supply, current and latent demand, covering the following leading questions as part of the Playing Pitch Strategy methodology.
  - What are the main characteristics of the **current** supply of and demand for provision?
  - Is there enough accessible and secured community use provision to meet **current** demand?
  - Is the provision that is accessible of sufficient quality and appropriately maintained?
  - What are the main characteristics of the **future** supply and demand for provision?
  - Is there enough accessible and secured community use provision to meet **future** demand?

### 3.3 Trends in Participation in Pitch Sports

- a. Nationally, Sport England's latest Active Lives Survey (ALS) data report published in April 2025 and covering the 12 months from November 2023 to November 2024 shows that self-reported regular participation (i.e., taking part at least twice in the last 28 days) in the leading playing pitch sports in England by adults (aged 16+) has recovered to pre covid levels and in some sports continuing to grow. This is in contrast to the local physical activity rates in Winchester which have declined over the last 3 years as highlighted in figure 2.8.
- b. **Football** – participation has continued to grow to 4.7% in 2023/24, which is the highest level of participation since 2016/17. The FA's insight shows that youth Football is growing at an average of 3.09% per annum. A number of scenarios are outlined later in the PPS section, including a significant increase in demand by an age group or sport.
- c. **Cricket** – has increased slightly in the last year from 0.7% in 2022/23, to 0.8% in 2023/24, its highest level of participation. Generally excluding 2019/20 and 2020/21 due to Covid, regular adult Cricket participation has been consistent at 0.7%. The most recent ECB data shows an increase in participation in junior teams (u16 and younger) and an increase in girls participation in national programmes, reaching 30,000 participants for the first time in 2024.
- d. **Rugby Union** – has remained at 0.5% in 2023/2024, showing a steady increase in participation from 0.3% in 2020/21. The highest level of participation recorded was in 2015/16 and 2016/17 at 0.6%.
- e. **Hockey** – has slightly declined in regular participation over the last year, falling to 0.3% in 2023/24 from 0.4% in 2022/23, which was the highest participation rate recorded by Active Lives since 2015/16.

### 3.4 Club Consultation

- a. To understand the current landscape of clubs in Winchester, the demand and issues facing each specific sport covered within the strategy, data was collected from a survey which was distributed to the sports clubs in the area. By analysing the data, it provides insight into whether the current level of provision for sport and physical activity is meeting the demands of these sports, the existing and latent demand for growth as well as potential priority project developments. An overview of the results and impact and considerations of the club survey is provided below. 41 individual sports clubs which primarily use playing pitch facilities responded to the invitation to complete the survey. Figure 3.1 below shows the team response rate for affiliated clubs of each key playing pitch sport identified in the strategy brief.

**Figure 3.1 Team response rate for affiliated clubs of each steering group sport**

Sport	Response rate
Cricket	82% (139 teams)
Football	76% (291 teams)
Hockey	100% (16 teams)
Rugby Union	100% (56 teams)

- b. An overview of the findings and the impact and considerations of those findings from the PPS club consultation process is provided in figure 3.2 below.

**Figure 3.2 Summary of the club survey findings**

Statement	% of total club responses	Impact and considerations
The club has more teams or active members than 3 years/seasons ago	47.62%	Just under half of clubs report an increase in active members, suggesting an increase in demand for pitches and ancillary facilities over the last 3 years.
The club have plans to grow in the next 3 seasons	67.5%	Over two thirds of all clubs surveyed have plans to increase their number of teams or members over the next 3 years, which could further increase demand for pitches and ancillary facilities.
The current facilities are not sufficient to meet demand for the club's training	56.1%	There is a need for further facilities to support club training. This may include additional floodlit pitch provision, AGP availability, or practice facilities such as Cricket nets.
The current facilities are not sufficient to meet demand for the club's match play	39.0%	Some of the surveyed clubs do not have sufficient access to facilities to meet their demand for matches.
There is a need to change or improve the main sports facilities used by the club to sustain or grow the club	76.32%	Over 70% of clubs feel they need to improve or change their playing pitches to sustain or grow their club, suggesting the growth of community sport in Winchester may be stunted if sporting facilities are not improved.
There is a need to change or improve the clubhouse and/or changing room facilities used by the club to sustain or grow the club	65.79%	Over half of clubs feel that their supporting facilities aren't suitable to sustain or grow the club. These ancillary facilities are important for providing inclusive, safe, sports facilities for all.
The club rate their main sports facility as 'average' quality or worse	46.15%	Over 45% of clubs believe the quality of their playing pitch facilities are either 'average' or worse quality, suggesting that improvements to maintenance and programming may be needed.

### 3.5 Changes Since the Last Strategy

#### Clubs and Teams

- a. In terms of expressed demand, the main changes since the last assessment is the continued growth in playing pitch sports at community sports clubs in children (including girls, most particularly in the younger age groups) at the local authority areas leading Cricket, Football, Hockey and Rugby clubs. There has also been an increase in demand among adults for opportunities to play pitch sports recreationally outside the traditional sports club model, including participation in less formal small-sided games and shorter formats.
- b. In terms of governing body registered sports clubs and teams, the current picture of demand in the local authority area in comparison with the position in 2018 (where comparable figures are provided) is shown in figure 3.3 below. All the pitch sports have seen growth in overall numbers and diversity of teams with particularly strong growth in girl's Football both in mini-soccer and with the introduction of mixed youth teams in the U11 to U18 age groups. In terms of the no of registered clubs there has been no change for Cricket, Hockey and Rugby and the number of registered football clubs was not recorded in the previous strategy so no comparison could be made.

Figure 3.3 – Community\* demand for pitches and sites

	No. of Registered Teams			
		2018	2024	Change
Cricket	Men / Mixed	57	60	+3
	Women	8	12	+4
	Youth Boys / Girls / Mixed	56	72	+16
	<b>Total Cricket teams</b>	<b>121</b>	<b>144</b>	<b>+23</b>
Football	Men	71	58	-13
	Women	5	6	+1
	Youth Boys	82	17	-65
	Youth Girls	20	55	+35
	Youth Mixed	Not stated	128	
	Mixed Mini-soccer	33	135	+102
	<b>Total Football teams</b>	<b>211</b>	<b>399</b>	<b>+188</b>
Hockey	Men / Mixed	8	10	+2
	Women	6	6	0
	Youth Boys / Girls / Mixed**	Not stated	6	
	<b>Total Hockey Adult teams</b>	<b>14</b>	<b>15</b>	<b>+2</b>
Rugby	Men / Vet	7	6	-1
	Women	1	1	0
	Youth age grade Boys/Girls	9	16	+7
	Mini-Rugby (Mixed)	10	32	+22
	<b>Total Rugby teams</b>	<b>27</b>	<b>55</b>	<b>+28</b>

\* community clubs only i.e. excluding university teams – 3 Hockey (1 men, 2 women), 2 Rugby (1 men, 1 women) and Football)

\*\* Winchester HC has 460 registered juniors (male and female) in 2024. Numbers are not stated in the 2018 PPS.

#### Playing Pitches

- c. The number of playing pitch sites and playing pitches in Winchester available for community use- both in 2024 and in 2018 (the season the needs assessment was carried out for the previous PPS) - are set out in figure 3.4 below for each pitch type (natural turf and artificial turf) and for each of the major playing pitch sports for which there is a current demand in the City.

**Figure 3.4 – Supply of playing pitch sites and pitches available to community club teams**

	No. of sites		No. of pitches	
	2018	2024	2018	2024
Cricket fine turf	Not stated	29	31	35
Cricket NTP	Not stated	21	21	26
Football grass*	46	38	111	98
Football AGP*	7	7	7	9
Hockey AGP**	2	2	2	2
Rugby grass	4	4	14	8
Rugby AGP	0	0	1	1

\*includes small sided provision.

\*\*only pitches large enough for match play counted.

- d. The most significant changes in playing pitch supply for the community in the local authority area over the last six years has been additional provision in 2024 of a new full-sized 3G AGP at Winchester City FC's City Ground (adjacent to Winchester RFC). The pitch surface is World Rugby Compliant (WRC). Whilst there are no Rugby pitch markings or posts, making it unsuitable for junior or senior matches, the pitch is suitable for training and some age grade match play. In addition, the Sand Dressed (SD) Hockey AGP at Kings School was resurfaced in 2023.
- e. There has been grass pitch improvements made to a number of Football sites, specifically with improvements to pitch maintenance at Littleton & Harestock Playing Fields, King George V Playing Field (KGV), Eversley Park, and Priory Park and the 11v11 pitch at Soberton Recreation Ground is being renovated.
- f. New ancillary facilities have been developed at Shedfield Recreation Ground and at KGV since the last strategy with further ancillary facility improvements planned at River Park Recreation Ground.
- g. There has been a change in supply of Non-Turf Cricket Pitches (NTP's) with the previous strategy recording a total of 21 NTP's available for community use, which has increased to 26 NTP's in 2024, with new NTPs being developed at South Winchester Cricket Club in 2022 (1), Twyford School (1) in 2024, and Kings School in 2022 (1). The remaining change in NTP and grass pitch provision is due to the inclusion of Winchester College following consultation with the college confirming some community use takes place in season on their 2 NTP wickets and 3 grass squares.

### 3.6 Current Supply

#### Natural Turf Pitches

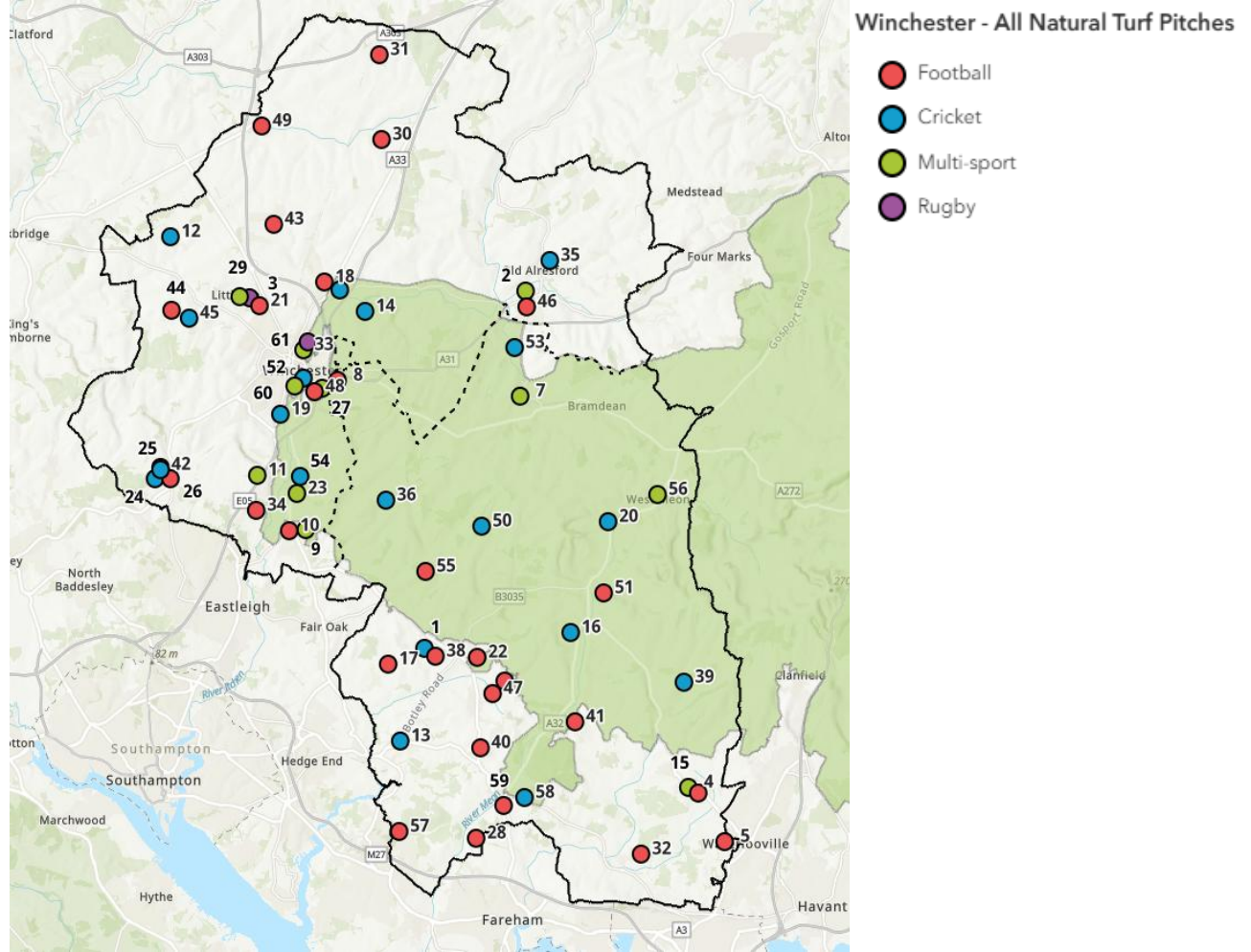
- a. The sites with natural turf playing pitches in Winchester are listed in figure 3.5 and figure 3.6 and shows the distribution of natural turf playing pitch sites across the City.

Figure 3.5 Natural turf playing pitches in Winchester.

No	Site name	Sport(s)	No	Site name	Sport(s)
1	Albany Road Cricket Ground	Cricket	32	MOD Southwick Park	Football
2	Arlebury Park	Football, Rugby	33	River Park Recreation Ground	Rugby, Cricket
3	Army Training Regiment Winchester (Sir John Moore Barracks)*	Football, Rugby	34	Oakwood Park Recreation Ground	Football
4	Ashling Park (also known as KGV PF-Denmead)	Football, Cricket	35	Old Alresford Cricket Ground	Cricket
5	Bearwood Primary School	Football	36	Owslebury Recreation Ground	Cricket
6	Broad Lane Recreation Ground / Swanmore Recreation Ground	Football	37	Princes Mead School	Cricket
7	Cheriton Recreation Ground	Football, Cricket	38	Priory Park	Football
8	Chilcomb Sports Ground	Football	39	Ridge Meadow	Cricket
9	Colden Common Park	Football, Cricket	40	Shedfield Recreation Ground	Football
10	Colden Common Recreation Ground	Football	41	Soberton Recreation Ground	Football
11	Compton And Chandlers Ford CC	Football, Cricket	42	South Winchester Cricket Club	Cricket
12	Crawley Cricket Ground	Cricket	43	South Wonston Recreation Ground	Football
13	Curdrige Cricket Club	Cricket	44	Sparsholt College Hampshire	Football
14	David Roth Memorial Cricket Ground	Cricket	45	Sparsholt Field	Cricket
15	Denmead Junior School	Football	46	Stratten Bates	Football
16	Droxford Recreation Ground	Cricket	47	Swanmore Park (New Road Playing Field)	Football
17	Durley Recreation Ground	Football	48	The Garrison Ground	Football
18	Eversley Park	Football	49	The Gratton	Football
19	Green Jackets Ground	Cricket	50	The Holt Cricket Ground	Cricket
20	Hampshire Hogs Cricket Ground	Cricket	51	The Meon Hall	Football
21	Harestock Road	Football	52	The Pilgrims School	Cricket
22	Hoe Road Recreation Ground	Football	53	Tichborne Park	Cricket
23	Hunter Park	Football, Cricket	54	Twyford School	Cricket
24	Hursley Park Cricket Club	Cricket	55	Upham Recreation Ground	Football
25	IBM Hursley Club	Football	56	West Meon Recreation Ground (The Rec)	Football, Cricket
26	John Keble CE Primary School	Football	57	Whiteley Recreation Ground (Meadowside Leisure Centre)	Football
27	King George V Playing Field (KGV)	Football, Cricket	58	Wickham Cricket Club	Cricket
28	Knowle Community Centre/Village Green	Football	59	Wickham Recreation Ground	Football
29	Littleton & Harestock Playing Fields	Football, Cricket	60	Winchester College (Ridding Meads PF)	Football, Cricket
30	Lord Rank Playing Field (Micheldever Rec Ground)	Football	61	Winchester Rugby Club	Rugby
31	Micheldever Station Recreation Ground	Football			

\*Not in community use

Figure 3.6 Distribution of natural turf playing pitch sites



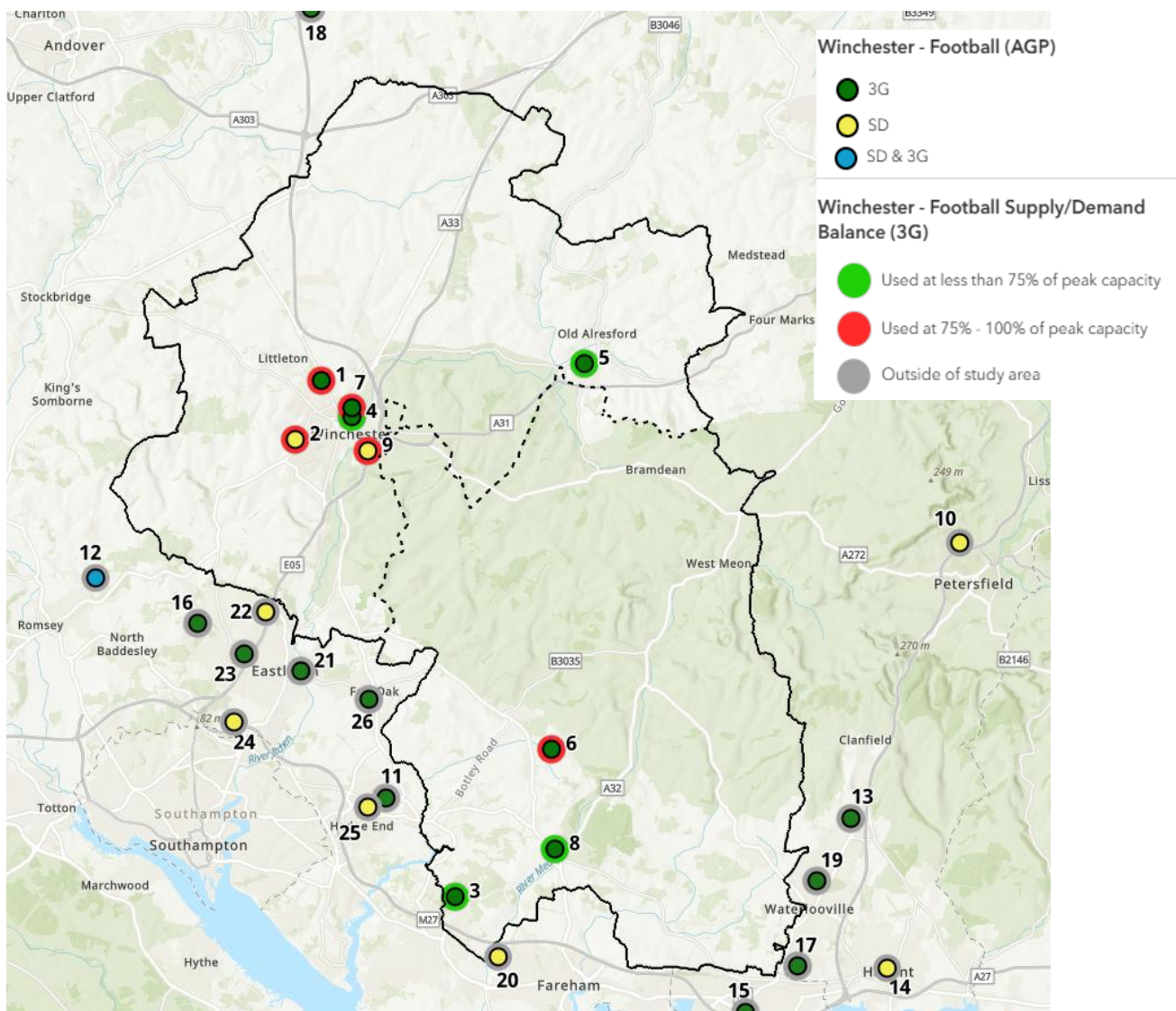
**Artificial Turf Playing Pitches**

- b. Sites in Winchester with artificial grass playing pitches (and the sports the sites provide for) are listed in Figure 3.7. The locations of these artificial pitches showing their distribution throughout Winchester are in Figure 3.8. For Cricket, NTP means Non-Turf Pitch which is an artificial strip located adjacent to a fine turf table or as a standalone wicket instead of a fine turf wicket table, this type of facility is used mainly for junior Cricket and for recreation level adult Cricket and practice.
- c. Artificial pitches located outside Winchester local authority area have been included in figure 3.8 below due to the significant quantity of pitches available to the south and south east of the district.

Figure 3.7 – Artificial Turf Playing Pitches in Winchester

Key: Artificial Pitch Sites					
No	Site Name	Sport / Facility Type	No	Site Name	Sport / Facility Type
1	Henry Beaufort School	Football 3G AGP	6	Swanmore College	Football 3G AGP
2	Kings School Sports Centre	Hockey SD AGP	7	The City Ground	Football, Rugby 3G AGP
3	Meadowside Leisure Centre	Football 3G AGP	8	Wickham C Of E Primary School	Football 3G AGP
4	River Park Recreation Ground	Football 3G AGP	9	Winchester Sports Stadium	Hockey SD AGP
5	Perins Community School	Football 3G AGP			
Sites outside of WCC					
10	Bedales School	Hockey SD AGP	19	The Cowplain School	Football 3G AGP
11	Deer Park Secondary School	Football 3G AGP	20	The Henry Cort Community College	Hockey SD AGP
12	Ganger Farm Sports Park	Football 3G & Hockey SD AGP	21	The Hub	Football 3G AGP
13	Horndean Technology College	Football 3G AGP	22	Thornden School	Hockey SD AGP
14	Hsdc Havant	Hockey SD AGP	23	Tonybee School	Football 3G AGP
15	King George V Football Complex	Football 3G AGP	24	Trojans Sports Club	Hockey SD AGP
16	Knightwood Primary School	Football 3G AGP	25	Wildern Leisure Centre	Hockey SD AGP
17	Purbrook Park School	Football 3G AGP	26	Wyvern College Sport And Fitness	Football 3G AGP
18	Testbourne Community School	Football 3G AGP			

Figure 3.8 - Distribution of Artificial Turf Playing Pitches sites in Winchester



### 3.7 Is There Enough Provision for Current Demand?

- a. **Cricket – Yes.** The assessment of facility needs shows that there are sufficient fine turf pitches in the area to cater for the demand of clubs in the area, with only one team playing outside of the local authority area and the majority of fine turf pitches in the area being played below their maximum. Twelve fine turf Cricket sites are currently being played under 80% of their capacity, with only 5 sites currently being played over their capacity. Whilst 12 sites have capacity for additional usage, only 5 sites have capacity for additional match play at weekends due to current levels of peak time usage and time slots used by other users.
- b. Overall, the Cricket provision in Winchester is secured with 14 out of 29 total Cricket sites being owned by either Winchester city council (2) or parish councils (12), with some of these parish council sites being leased to Cricket clubs. A number of clubs have lease agreements with private estates which should be monitored to ensure future community use. Four club leases are expiring within 5 years of the time of reporting. These leases should be renewed in order to protect future usage.
- c. **Football – No.** When adjusting for peak period capacity, there is insufficient supply of grass pitches in areas of high population around the city centre. There is also a significant shortfall of full sized 3G AGPs to meet current demand of community clubs and teams for midweek training and match play at weekends.
- d. A number of playing field sites in Winchester have pitches that are being played below their maximum capacity. However, in the main, these sites are located in rural areas with low population density and with poor accessibility to the larger clubs with unmet demand. There are however, some key sites which host large clubs that are currently overplayed including Littleton & Harestock Playing Fields, Whiteley Recreation Ground, and King George V Playing Field (KGV). Littleton Juniors, Whiteley Wanderers, and Winchester City FC all report latent demand due to a lack of suitable, available facilities to host additional teams.
- e. When considering those natural turf pitch sites with unused capacity, in peak periods the unused capacity is minimal. In the case of adult 11v11 pitches the unused capacity is two match equivalent sessions (MES) a week in season. For youth 11v11 pitches unused capacity in the peak period is just one MES. Whilst overall there is spare capacity, the distribution of this capacity should be considered as many of the pitches with capacity are more rural and would be an unsuitable travel distance for many of the larger clubs in the city.
- f. There is a significant shortfall in provision of 3G pitches to meet training demand. There are several clubs who travel outside of the area for training or use sand-based pitches or grass areas for training, which constrains the growth aspirations of these clubs and contributes to latent demand. To meet the shortfall in current supply, it is estimated that investment is needed in the provision of up to seven more full size 3G Football AGPs in the area. This new provision should be strategically located within reasonable travel distance of areas of high demand such as the city centre to support large youth clubs to meet the needs of their teams for training and matches.
- g. **Hockey – No.** Neither of the full-size Hockey (sand-dressed) AGPs in Winchester have spare capacity at peak times and Winchester HC have to use multiple pitches outside of the district, creating significant travel times for members. Usage of both Hockey AGPs is shared with Football in the peak period. Both Hockey pitches in Winchester are located on education sites and community use is not secured by means of a Community Use Agreement (CUA).

- h. Whilst there are two small sided hockey pitches at education sites which are available to community clubs (Twyford School and Westgate Secondary School), these facilities are not suitable for match play and have limited hours of community use. The pitch at Twyford School is only available 12 peak hours per week due to school borders usage and the pitch at Westgate Secondary School does not have floodlights so is limited to weekend use and is currently only used for football and holiday camps.
- i. **Rugby – No.** Overall, the Rugby pitches in Winchester are overused, particularly at Winchester RFC's ground and at the council's River Park Recreation Ground and cannot maintain the current demand for training or matches. Clubs in the area manage the quality of their pitches through careful operational management and are often required to cancel training and matches to protect the pitches. In addition, restrictions on the permitted times of use of the mobile training lights at Arlebury Park by Alresford RFC limit the club's capacity for on-site training. The club's security of access to the second pitch in the Park also needs to be addressed as the current licence expires in 2027.

### 3.8 Is the Provision of Sufficient Quality?

- a. **Cricket – No.** The Cricket pitches (squares and outfield) in the local authority area vary in quality with club sites maintained to a good quality standard in the main and parish council managed sites to standard quality, there is however one site at West Meon Recreation Ground rated as poor, which needs improving to at least a standard quality level. Sites that are rated as poor are deemed unsuitable (i.e. to have zero capacity) for match play Cricket. Delivery of grass pitch improvements recommended by the Grounds Maintenance Association through PitchPower pitch assessment reports would help to improve the playing capacity at the sites assessed.
- b. Many of Non-Turf Pitches (NTPs) within Winchester are in a good condition (12/26), each allowing up to 60 match equivalent sessions (MES) for adults. Exceptions are the NTPs at the Green Jackets Ground, Littleton & Harestock Playing Fields, and South Wonston Rec which are in a poor condition and need upgrading. The remaining 11 NTPs are in standard condition, but those which are older, such as the 2 at Hursley Park CC, should be evaluated to confirm their lifespan and need for future resurfacing.
- c. The quality rating of non-turf practice nets across the district are mostly evenly split, with 21 non-turf nets being rated as 'good' and 17 being rated as 'poor'. However, of those that are rated 'poor' all are located on club, parish council, or council managed sites, whereas half of the 'good' quality facilities are on education sites, which offer reduced community access. Twyford parish council and Twyford CC have been in discussions about replacing poor quality nets at Hunter Park and upgrading the nets at Albany Road Cricket Ground is a key priority for Bishops Waltham CC.
- d. Five Cricket pavilions are rated as poor and requiring investment to bring them up to modern standards.
- e. **Football – No.** The 3G pitches in Winchester are not of sufficient quality. The 3G pitch at Perins Community School is poor and no longer on the FA register, meaning it is not able to host affiliated matches until it is upgraded. The pitches at Swanmore College and Henry Beaufort School also require resurfacing soon.
- f. The small sided AGP at River Park and the small sided pitches at Meadowside Leisure Centre require resurfacing. The resurfacing at Meadowside Leisure Centre which is scheduled for Summer 2025.

- g. Over a third of grass pitches (34%) are of a good-quality, with sufficient maintenance programmes to sustain their level of use and provide a high-quality playing surface. Many of these pitches have benefitted from grass pitch improvements recommended by the Grounds Maintenance Association through the Football Foundation's PitchPower pitch assessment reports. The pitches at Littleton & Harestock Playing Fields, King George V Playing Field, Eversley Park, and Priory Park have all been significantly improved since the previous assessment of needs in 2018 providing increased playing capacity. Improved grass pitch maintenance is required at other sites with low quality ratings.
- h. The ancillary facilities across the local authority area are generally standard quality. Many sites in Winchester either do not have ancillary facilities or have limited ancillary facilities (lack of changing rooms or toilets). Whilst not essential for youth Football, many clubs prefer to have access to changing rooms and toilets at a minimum to ensure the safeguarding of players. Having access to at least standard quality ancillary facilities can support growth of Football teams, particular youth and women and girls' teams. There are no changing facilities available at Denmead Junior School and Swanmore Park. The changing facilities at Wickham Recreation Ground are also poor currently although Wickham PC have plans for an upgrade.
- i. **Hockey – No.** The university pitch at Winchester Sports Stadium needs resurfacing. The playing surface was last replaced more than 17 years ago.
- j. Although all full size SD pitches in Winchester are sportslit, the sports lighting at Kings School require upgrading and the school are currently investigating options.
- k. Although there is no clubhouse at Winchester HC's home ground, Kings School, the AGP and the 4 changing rooms on site are of good quality.
- l. **Rugby – No.** The main issue is inadequate pitch drainage. Five of the seven naturally drained grass Rugby pitches in Winchester were rated as having inadequate drainage, which significantly reduces the playing capacity of pitches and leads to the clubs having to carefully manage usage and frequently cancel training and matches.
- m. Capital investment in engineered drainage systems would increase the capacity. Provided maintenance is adequate, installing pipe drainage increases the capacity of each Rugby pitch by 1 MES a week, whilst installing more advanced pipe & slit engineered drainage increases MES capacity by 1.5 a week.
- n. With regard to the standard of Rugby pitch maintenance, all eight natural turf pitches across Winchester are rated as being maintained to an 'adequate' standard, despite significant overuse of the pitches at Winchester RFC and River Park Recreation Ground.
- o. Further improvements to the maintenance to a 'good' rating could increase the carrying capacity of a Rugby pitch by between 0.5 and 1 MES per week, depending on the type of drainage. Such improvement to the maintenance of all Rugby pitches would greatly increase the playing capacity for Rugby in Winchester but likely to be constrained by council and club budgets.
- p. An alternative method of improving the quality of grass pitches in the local authority area is to relocate some of the significant training demand from grass pitches to WRC AGPs. This may be especially effective at River Park as it already receives significant footfall as a public park site.

### 3.9 Future Supply and Demand

- a. **Planned new supply** - On the future supply side, there are committed projects (with funding allocations and/or current planning applications submitted or in preparation) for new and enhanced playing pitch provision in the City which, taken together, will address some of the current need for additional playing pitch capacity. These 'pipeline' projects are:
- **King George V Playing Fields (KGV)** - Winchester city council are developing a new NTP at King George V Playing Fields as a priority project in the area to enhance Cricket facilities at the site. Since the time of reporting this NTP has been developed (Summer 2025)
  - **Newlands (West of Waterlooville) MDA** - A potential new Cricket ground has been identified to be developed in 2026 as part of the new housing development, part of which will fall within the Winchester local authority boundary. Management of the site will be determined in future years between Winchester city council, Havant Borough council and Newlands parish council. The new ground is proposed to have 2 pitches and will likely service residents in the south of Winchester.
  - **Kings' School, Romsey Road, Winchester** – A proposal for a new 11v11 3G AGP at Kings' School has received CIL funding from WCC.
  - **Winchester College** – The College has received planning permission to develop a new full-sized sand-dressed AGP alongside their new sports and leisure centre. This pitch would support both college use and wider community use for Hockey (match play and training).
  - **North Whiteley Housing Development**- As part of housing development in North Whiteley, grass pitches and two AGP pitches are included in a submitted planning application on the site of a planned new 900 pupil secondary school. These AGPs are earmarked for 3G surfaces with community use, however this may be reconsidered following final decisions on the potential relocation of Henry Cort School and the future of the existing sand-dressed AGP at the school. Should the existing sand-dressed AGP at Henry Cort School be lost, there would be unmet demand for Hockey facilities in the south of Winchester.
  - **Peter Symonds Sixth Form College** in Owen's Road, Winchester have also expressed interest in principle to develop a 3G AGP on its site, possibly with a WRC playing surface.
  - **The University of Winchester** have discussed options to resurface their pitch to a 3G surface to better accommodate the level of Football demand. The current surface is poor quality and in need of resurfacing. Should this go ahead as a 3G surface it will present a major shortfall for community club Hockey in Winchester.
- b. **Population Growth**- In terms of estimating future demand for community playing pitches, assuming current levels of participation per capita and the forecast population growth (+7,331 people resident in Winchester City by 2040<sup>2</sup>), application of Sport England's Playing Pitch Calculator (PPC) tool indicates a potential need to secure more playing pitch capacity. This additional capacity will need to be achieved through a combination of investment in new provision, enhancement of existing pitches and negotiating and securing more community access to existing and any planned new school and college playing pitches.
- c. As Football is the most popular pitch sport, the additional demand for Football pitches generated by the impact of population growth will be by far the largest. Figure 3.9 below shows the additional

<sup>2</sup> Population change from the 2021 census population to 2040 based on ONS population projections.

capacity that will be required in 2040 based on forecast population growth and current 'team generation rates' i.e. the number of teams in each age category in 2024.

- d. Population growth will also create need for additional playing pitch capacity for Cricket, Rugby and Hockey although at a much lower level than for Football (see Figure 3.9).

**Figure 3.9 – Additional capacity needed by 2040 - Population change only: Sport England playing pitch calculator planning tool**

Sport and pitch type	Additional capacity needed by 2040 (pitches)
Cricket – fine turf	+ 2 (12 wickets of good quality)
Football – natural turf	+ 11 (4 mini; 5 youth; 2 adult)
Football – 3G AGP	+ 0.5
Hockey – sand/water AGP	+ 0.10
Rugby – natural turf	+ 1

- e. When considering future playing pitch capacity needs, it is important to note that the run of Sport England's Playing Pitch Calculator (PPC) shown in figure 3.9 above that this additional capacity does not account for improvements made to existing provision, which could increase the capacity of pitches and reduce the need for new pitches. For Cricket, Hockey and Rugby the calculation also assumes 'static demand' i.e., the proportion of the population by age group and gender that currently play pitch sports stays the same. However, Football is the playing pitch sport where demand increase is likely to be the greatest and have the most impact on future playing pitch needs hence the inclusion of a demand adjustment in application of the PPC in 3.10 below.
- f. It is acknowledged that recent trends suggest further growth in demand to play Rugby as well as Football among women and girls stimulated in part by successes of the national team in the Six Nations tournament and the hosting of the upcoming 2025 Women's Rugby World Cup. Recently announced changes to physical education policy and practice in schools aimed at equal opportunities for girls could also impact positively on future community demand for all pitch sports.
- g. For this reason, it is recommended that, for the purposes of facility planning, the PPC estimates in figure 3.9 for Cricket, Rugby and Hockey should be considered as the minimum future requirement for new playing pitch capacity that is likely to result from population growth to 2040.
- h. A scenario to illustrate the impact on the future pitch needs to 2040 of a continuing large increase in demand in women's and girl's Football participation out of school is explored below (using Sport England's Playing Pitch Calculator). Actual growth should be monitored as part of regular PPS updates to identify whether the population growth or participation growth scenarios outlined later in this PPS are proving to be accurate. Future needs should be revised on an ongoing basis to ensure facilities are planned accordingly.
- i. A further key consideration in the assessment of future playing pitch needs is the extent to which the clubs based in the local authority area deliver on their development aspirations. Research and consultation for this strategy has found that a significant number of playing pitch sports clubs in the area have embraced youth, women and girls and recreational participation development initiatives and programmes of the national governing bodies. Accordingly, these clubs aspire to convert latent demand for their sport into new teams and/or to develop more playing opportunities at a recreational level alongside traditional league competition provided that required pitch capacity can be secured along with the additional volunteer coaches/ team managers needed to run the additional teams and activities.

### 3.10 Is There Enough Provision to Meet Future Demand?

- a. The clear conclusion of the assessments of need for playing pitches in Winchester is that, by 2040, there will be a need to provide additional playing and training capacity for all four major playing pitch sports.
- b. **Cricket – No.** Whilst the current supply of pitches is sufficient for current demand, and the spare capacity available could accommodate future demand identified by Sport England’s Playing Pitch Calculator, the majority of capacity is not available during peak periods due to high levels of weekend usage by existing adult teams.
- c. If the trend observed over the period between this strategy and the previous strategy of significant increases in junior, girls, and women’s participation, then these new players are likely to be more attracted to clubs with popular, existing set ups. These clubs, such as Hursley Park CC, Easton & Martyr Worthy CC, and St Cross Symmondians CC, are currently operating at full capacity on their main sites. These clubs may need increased capacity at their main site or secondary sites to sustain future demand in these demographics.
- d. Pitches rated as poor quality are deemed unsuitable for competitive play by the ECB. It is therefore important the square at West Meon Recreation Ground is improved to at least standard quality. For those pitches that are standard quality there is some scope to increase the playing capacity of the existing supply by improving the quality of the pitches used by Cricket clubs and teams based in Winchester but these are mainly city council or parish council sites and would require an increase in maintenance budget which is already under significant pressure due to the wider budget pressures on local authorities.
- e. PitchPower (and ECB funding) is due to be available to local authorities and Cricket clubs, providing potential for funding pitch improvements either through the ECB or the Football Foundation for sites with both Football and Cricket facilities. This could open an avenue to increased capacity and quality at joint sports sites such as West Meon Recreation Ground.
- f. Some future demand may be catered for by New Place Hotel, which has a 6-lane fine turf wicket which is available for hire but is not currently hired out. During consultation, they stated that the pitch is not in match condition but could be improved if there were sufficient interest in the facility. Should this pitch be made available for community use, it would likely remain unsecure as it is privately owned land.
- g. **Football – No.** There is a need for seven 3G AGPs to meet the current demand shortfall (with an additional 0.5 3G AGP to meet future demand generated by projected population growth) alongside a projected shortfall of 8 youth and 4 mini grass pitches based on the rate of growth for junior Football since the 2018 Playing Pitch Strategy.
- h. Over the period of the strategy to 2040, to address forecast population growth, unmet and latent demand identified by clubs and to continue to deliver on the FA's strategy to transfer more affiliated competitive Football to 3G surfaces, further secured provision of 3G AGP pitches is needed.
- i. Investment in 7 additional full-sized FA registered 3G AGP is needed to cater for current demand according to FA guidance of 1 floodlight full sized AGP providing training capacity for 38 teams, plus an additional 1 full sized pitch equivalent for future population growth and demand, resulting in a need for a minimum of an additional 7.5 3G AGP’s in the area. There are already proposals to deliver 3 new full sized AGPs at various housing developments across Winchester. The council should also engage with the stakeholders managing and operating 3G pitches which are in a poor condition to

encourage and support them in resurfacing their facilities. Kings' School have received CIL funding from WCC to develop an 11v11 3G AGP and have begun discussions with The Football Foundation. Peter Symonds College have also expressed an interest in developing a new 3G AGP.

- j. If housing developments delivered two 3G AGPs, the current 3G pitch at Perins Community School was resurfaced and approved for match play, the planned pitch at Kings' School, and the proposed 3G at Peter Symonds college were delivered, this would reduce the current and future 3G deficit to 2.5 full sized AGPs.
- k. The Football Foundation (FF) Local Football Facilities Plan (LFFP) for Winchester was updated in 2025. This plan seeks to direct FF funding into 3G pitches and ancillary facilities over the coming years and will support the local authority in meeting the identified shortfall of 3G pitches. The emerging themes from the PPS process were used to guide the LFFP, identifying a need for 7 new 3G pitches and 2 poor quality pitches that require resurfacing. The FF estimate that an additional 182 teams could be formed by 2030, generating demand for up to an additional 5 3G AGPs.
- l. Based on FA insight data which shows a yearly growth of 3.09% in junior Football, the current provision of grass pitches, after adjusting for peak period capacity, is sufficient to meet future demand for senior 11v11 pitches and mini soccer pitches. There is a shortfall of 1 youth pitch in this analysis. However, there has been significant growth in youth football observed in Winchester, mainly due to the popularity of mini soccer being played at central venues locally, including King George V Playing Field (KGV), which is a central venue for girls football. Since the last Playing Pitch Strategy in 2018 there has been a 6.54% annual growth in youth Football, based on this growth, there would be a shortfall of 8 youth pitches and 4 mini pitches by 2040 (see Figure 3.10).
- m. **Hockey – No.** There is no spare capacity at either Kings' School or Winchester Sports Stadium, and the pitch at Winchester Sports Stadium needs to be resurfaced to be of sufficient quality to accommodate future demand. There are no other sites within the local authority area which are available for regular community use, requiring Winchester HC to travel outside of the district to meet current level of match and training demand.
- n. Winchester HC currently have commitments to use Ganger Farm Sports park (Romsey) for coaching and development which represents 4 hours a week in season, and 2 hours week out of season. Trojans Sports Club is used primarily for summer fixtures, typically 1.5 to 3 hours a week, and Thornden School is occasionally used for weekend fixtures when the pitches in Winchester are fully booked. The club estimate that they use facilities outside of Winchester 30-40 hours per season.
- o. The current supply is unsecured, with Winchester Hockey Club hiring the pitch at Kings' School on an annual basis. Winchester Sports Stadium is owned by University of Winchester and does not have a Community Use Agreement. University policy is to prioritise Student Union demand then hiring out the remaining time slots to community users.
- p. There are also two full-sized pitches at MOD sites (MOD Southwick Park and Worthy Down Barracks) which have no or limited community use that could meet some of the demand, however securing access to these sites is unlikely and may not be suitable for regular club usage.
- q. As there is no Hockey provision in the district with secure community use, and the potential expansion of use at education sites and MOD sites would also be classed as unsecure, the feasibility of developing an additional Hockey AGP with secure community use should be explored. This is the key priority for hockey in the local authority area and the focus for England Hockey.

- r. **Rugby – No.** There is currently insufficient provision for Rugby to meet future demand. Improvement to the maintenance and drainage of pitches (installation of engineered systems) would increase the capacity for match play and training. However, this is likely to be difficult to deliver due to the pressures on council and club budgets. Even if achieved, overplay would remain in the case of some pitches due to the high level of demand for training.
- s. Whilst Winchester RFC have been offered access to the new WRC 3G pitch at Winchester Football Club for training, the club consider this option economically unsustainable due to the hire costs together with the loss of on-site secondary income. These training slots have since been reallocated<sup>3</sup>. However, in the event the club were able to move a proportion of training onto the 3G pitch, it would significantly reduce the overuse of pitches at the club site and at River Park Rec, which both receive heavy training usage. The 3G AGP at Perins Community School hasn't been resurfaced since 2004. If this facility was resurfaced and made WRC compliant, this could support training and match use by Alresford RFC and provide a better floodlit training solution and quality of experience for players.
- t. Removing midweek training demand off pitches at Winchester Rugby Club, Arlebury Park, and River Park could remove a total of 13 MES from current demand and negate overplay from all sites. Providing sufficient access to WRC AGP pitches can help balance the demand for grass pitches and allow site managers to improve the quality of pitches for matches. A combination of relocating training demand to AGPs, improved maintenance, and improved drainage could reduce current overplay and provide spare capacity for future growth.
- u. Additional capacity could also be accommodated by exploring regular community access to the grass Rugby pitches at The Pilgrims School (1), Perins Community School (1), and Kings School (1) as these facilities are all within reasonable travel distance from one of Winchester RFC or Alresford RFC and may be suitable for community use following enhanced maintenance. These sites could accommodate some demand for mini/junior training and matches and would be a possible and partial solution to the overplay at club sites.
- v. Whilst there are Rugby pitches not currently used by community clubs at Swanmore College, the facility is in the south of the study area and is not within reasonable catchment of either club. Community use of the pitch at MOD Worthy Down could be explored, however any community use of the site would be considered unsecure and would not be a viable long-term solution to current and future demand.
- w. The current capacity deficit in Winchester is 11.25 MES including training sessions. To accommodate this on natural turf pitches (assuming adequate natural drainage and adequate maintenance) would require 6 natural turf pitches. Given that developing 6 natural turf pitches around the city centre, the areas of high current demand, may be unrealistic, this demand may be reduced by considering enhanced maintenance and drainage of current Rugby pitches.
- x. If it is assumed that the maintenance of all 'adequately' maintained pitches can be improved to a 'good' standard, the deficit is reduced to 6.75 MES, requiring 3 new pitches (with good maintenance and adequate drainage) plus 1 for future demand. An alternative method of increasing MES capacity is to develop engineered drainage systems such as pipe or pipe and slit drainage. Assuming all naturally drained pitches in the area have pipe drainage installed, the MES demand is reduced to 5.75, and if all naturally drained pitches have pipe & slit drainage installed, the deficit MES would be further reduced to just 2.75, required just 1 pitch to meet the current surplus demand and 1

---

<sup>3</sup> Since the writing of this report, Winchester RFC have started utilising the 3G pitch at Winchester RFC for 4 hours of training per week.

new pitch for future demand. Whilst enhanced maintenance and drainage could considerably reduce the pitch deficit across the City, it is likely not feasible to undertake these enhancements at all sites due to the financial demand on the council. A targeted approach to improving the maintenance and drainage at sites which are heavily used, such as Winchester RFC or River Park Recreation Ground, may be more feasible.

- y. Whilst the majority of Rugby pitches in Winchester have secure community usage, there is one pitch which is currently considered unsecure. Alresford RFC have a licence over their 2<sup>nd</sup> pitch which is expiring in 2027 and needs to be renewed in order to secure future community use. If this pitch was lost for community use, Alresford RFC would have a significant shortfall in facilities which may lead to further overuse of facilities.

**Figure 3.10 – Estimate of future additional playing pitch needs to 2040 to meet current and future demands based on current unmet demand\* and future population growth if ALL needs met by additional provision**

Sport	Additional playing capacity equivalent to:
Cricket	<ul style="list-style-type: none"> <li>• +2 fine turf pitches (12 good quality wickets)</li> </ul>
Football	<ul style="list-style-type: none"> <li>• +7.5 floodlit full size or equivalent 3G Football Turf Pitches</li> <li>• +12 natural turf pitches (8 youth, 4 mini soccer)</li> </ul>
Hockey	<ul style="list-style-type: none"> <li>• +1 full size floodlit Hockey AGP</li> </ul>
Rugby	<ul style="list-style-type: none"> <li>• +1 natural turf pitch</li> </ul>

\*Plus predicted demand growth in the case of youth Football of +6.54% per annum- i.e. FA Insight national data (+ 3.09%) adjusted to reflect local annual average growth rate since 2018.

- z. The options or scenarios in Winchester for meeting the identified capacity needs are explored in more detail in the following section.



Section 3 - Playing Pitch Strategy  
Meeting the Needs  
(‘How to’ Scenarios)

### 3.11 Scenario Introduction

- a. As part of the Strategy Development process a number of scenarios have been identified as options to meet the future facility needs highlighted in the preceding section. The Steering Group has considered these scenarios along with their potential implications on the future picture of provision for the leading playing pitch sports in Winchester and how best to meet existing and future playing pitch facility demand. These scenarios have also been considered in relation to setting the priorities for future enhancement and provision detailed in the action plan for playing pitches in Section 6.

### 3.12 Scenario 1- Improved Quality of Sites

- a. Before considering the provision of new playing fields it is important to first consider the potential for increasing capacity of existing sites (particularly those grounds owned or leased by community clubs) as these have resources and structures in place (e.g., grounds maintenance, coaching) and an established sporting identity developed over many years.
- b. Improving the quality of ancillary facilities such as practice, changing and social provision can also have an impact by sustaining and retaining existing demand and on attracting under-represented groups (e.g., the provision of suitable changing provision for women and girls).
- c. **Cricket** – As set out above in para. 3.5, the existing ‘poor’ quality fine turf Cricket pitch at West Meon Recreation Ground needs improving to at least a standard quality level to enable match play to take place. PitchPower (and ECB funding) is due to be available to local authorities and Cricket clubs, providing potential for funding pitch improvements either through the ECB or the Football Foundation for those playing pitch sites like West Meon Rec with both Football and Cricket facilities.
- d. In addition, delivery of grass pitch improvements recommended by the Grounds Maintenance Association through PitchPower pitch assessment reports would help to improve the playing capacity at some of the Cricket sites in the City assessed as ‘standard’ quality (i.e. 16 Cricket squares and 19 outfielders). Under this scenario, the squares and outfielders with potential for the most impact on meeting community demand are South Winchester CC, River Park Rec Ground, Old Alresford CG, The Holt CG and Tichbourne Park and these sites prioritised for investment in remedial and improved on-going maintenance to bring them up to ‘good’ quality.
- e. Improving the quality of ancillary facilities can also impact on retention of existing players and recruitment of new female players. The NTPs at the Green Jackets Ground, Littleton & Harestock Playing Fields, and South Wonston Rec are in poor condition and need upgrading to impact on meeting identified need. Upgrading the practice nets at West Meon Rec, Hunter Park (Twyford CC), Albany Road Cricket Ground (Bishops Waltham CC), Cheriton Recreation Ground and River Park Recreation Ground are also priorities. So too are improvements to the five ‘poor’ quality rated pavilions (at Albany Road CG, Cheriton Rec, Crawley CG, River Park RG and Wickham CC) to bring these up to modern standards.
- f. **Football** – In light of the high playing capacity of floodlit 3G pitches relative to natural turf, the quality improvement that would have the greatest positive impact on Football in the local authority area is resurfacing the playing surface of the 3G pitch at Perins Community School to ensure it passes FA regulations for match play. This pitch is no longer on the FA register, meaning it is not able to host affiliated matches until it is upgraded.
- g. Resurfacing the full-size pitches at Swanmore College and Henry Beaufort School, the small sided AGP at River Park RG and the small-sided pitches at Meadowside Leisure Centre will also impact substantially on existing need through retention of existing community Football demand.

- h. On the assumption that the council were able to raise all 17 of the natural turf pitches available for community Football in the local authority area with 'poor' quality ratings in the facility audit to 'standard' quality, the overall playing capacity would increase by a total of 19 MES per week in season. Whilst a challenge in terms of budget, upgrading from 'poor' to 'good' quality would increase the playing capacity by 42 MES. Upgrading 'standard' rated pitches to 'good' would also have a substantial positive impact on meeting future capacity needs. To maximise the impact of any new investment in pitch maintenance and drainage it will be important to focus resources (e.g. from the Football Foundation's Grass Pitch Maintenance Fund) on key locations where the demand is greatest (i.e. sites accessible to multi-team clubs). Key sites for improvement in accordance with on recommendations of the Grounds Maintenance Association through the Football Foundation's PitchPower programme are Arlebury Park, Colden Common RG, Knowle Community Centre, Stratton Bates, West Meon RG, Whitley RG/ Meadowside LC, Wickham RG (see action plan, section 6).
- i. There are a number of Football changing pavilions (some serving both Football and Cricket) that need substantial quality improvement or replacement in order to sustain and grow participation particularly among women and girls aligning with FA and council priorities. The priority projects include Ashling Park, Hoe Road RG and Priory Park (see action plan section 6).
- j. **Hockey** – The clear quality enhancement priority to sustain existing community Hockey participation in Winchester is to upgrade the poor playing surface of the sand based AGP at the University's Winchester Sports Stadium. The quality of experience for existing and future Hockey players in the local authority area would also be positively impacted if Winchester HC were to secure a clubhouse/pavilion at the club's home ground at Kings' School and usage at Winchester College. This would also enable the club to host tournament competitions and other events.
- k. **Rugby** – As set out earlier in section 3.10, five of the six naturally drained grass Rugby pitches in Winchester (3 at River Park and 2 at Winchester RFC) have inadequate drainage, which significantly reduces the playing capacity of pitches. Installation of engineered drainage to these pitches would increase the playing capacity by 0.5 MES each week per pitch (assuming installation of a pipe system), whilst a more sophisticated pipe and slit system would increase the weekly playing capacity of each pitch by one full MES.
- l. The 3G AGP at Perins Community School has not been resurfaced since 2004. If it was able for this facility to be resurfaced and made WRC compliant, this could support training and match use by Alresford RFC in addition to its primary use for Football and provide a better quality of experience to retain and attract players.
- m. A combination of relocating training demand to AGPs, improved maintenance, and improved drainage could reduce current overplay and provide spare capacity for future growth.
- n. Whilst club and council budget pressures constrain delivery of necessary pitch improvements, in 2022 PitchPower assessments were made available to Rugby clubs. These assessments provide pitch maintenance recommendations, support, and funding if applications are successful. This process can help guide and support both clubs in improving the quality and capacity of their playing pitches. Priority sites for PitchPower assessments and associated maintenance actions are highlighted in the action plan (Section 6).

### 3.13 Scenario 2- More Community Use at Education Sites

- a. Whilst the Government seeks to widen access to sports facilities on school premises as part of the Department for Education's School Sport and Physical Activity Action Plan, previous investment

available from its Opening Schools Facilities Fund was restricted to revenue spending on capacity building, sports leaders/coaches and equipment to deliver community activities out-of-hours specifically targeted at under-represented groups in sport and physical activity living in areas of relative deprivation. If additional funding to support community access of school facilities becomes available in the future, then Energise Me should consider the priorities identified in this strategy.

- b. 'Opportunity' education playing pitch sites for further exploration in Winchester are: Twyford School, Swanmore College, Swanmore Primary School, Winchester College and Prices Mead School. These five education providers have between them a total of 27 Football pitches and, in consultation, indicated interest in principle in community use in future. Swanmore College also has a fine turf Cricket pitch and both Perins Community School and Henry Beaufort School have non-turf Cricket pitches with no community use. Those in accessible strategic locations to key clubs should be prioritised and the opportunities for future community access and use further explored to help meet the current and future surplus demand highlighted earlier.
- c. The main issue for the future of community Hockey in Winchester is the club's reliance on unsecured access to sand-dressed AGPs on education sites (Kings' School and University of Winchester). The planned new sand-dressed AGP at Winchester College may impact positively on meeting future community Hockey needs if successfully delivered with a CUA, however does this does not represent a complete solution to the current shortfall of facilities.
- d. Additionally, many education sites do not have sinking funds for hockey pitches, which results in pitches being used well beyond their intended lifecycle, leading to diminished player experience and greater difficulty in managing extreme weather conditions.
- e. Although club owned / leased sites are strongly favoured by community Rugby clubs (to both retain revenue income and engender the club ethos), additional Rugby playing capacity could be achieved by exploring regular community access to the pitches at The Pilgrims School (1), Perins Community School (1), and Kings School (1). These facilities are all within reasonable travel distance from one of Winchester RFC or Alresford RFC and could accommodate some demand for mini/junior training and matches and would be a possible and partial solution to the overplay at club sites.

### **3.14 Scenario 3- Change Of Use From One Sport Or Pitch Type To Another**

- a. The most common scenarios involving change of pitch type are:
  - Upgrading natural turf pitches to AGPs (3G Football and/or WRC Rugby, or sand-dressed Hockey)
  - Resurfacing sand-dressed Hockey AGPs as 3G Football
  - Resurfacing 3G Football as WRC Rugby (i.e. suitable for both Football and contact Rugby).
- b. The sand-based Hockey AGP at Winchester Stadium is at risk of loss due to proposals by the University to resurface the pitch used extensively by Winchester HC to a 3G football turf surface. Given the demand for Hockey within Winchester, this change of playing surface should be resisted unless replaced with at least equivalent provision including equivalent availability and accessibility for the club on another site. It is crucial that England Hockey are consulted with on any potential conversion of SD pitches.
- c. The future of the sand-dressed pitch at Henry Cort School in Fareham is at risk and would impact negatively on Hockey supply in the south of the local authority if lost.

- d. Under the third scenario for change of pitch type, the opportunity exists at Perins Community School to resurface the poor 3G Football turf as WRC 3G suitable for both Football and contact Rugby which would impact positively on match play and training capacity for both pitch sports.

### 3.15 Scenario 4- Potential Loss of Availability of Key Sites

- a. Little imminent threat to the availability of key community playing pitch sites in Winchester has been identified in the course of the research and consultation for this PPS. Those sites identified are considered 'at risk' due to their current poor condition and resultant health and safety concerns as opposed to any risk of loss due to development. For example, the small sided Football AGP at River Park RG will need to be resurfaced soon and the Perins School 11v11 AGP has lost its availability to host matches as a consequence of failing to maintain its FA Registration status.
- b. The two existing SD hockey AGPs in Winchester are on education sites and therefore unsecure, loss of availability of either of the two sand-dressed Hockey AGPs in the City without replacement would impact very substantially on the ability of the Hockey club to sustain its current programme. As is often the case with Hockey pitches on education sites, security of access for the community use is season by season as opposed to any longer-term agreement or lease. In the event the sand-dressed AGP at Henry Cort School in Fareham were lost as a consequence of proposals to relocate this school, this would also impact negatively in the south of the study area.
- c. There are no Cricket pitches in Winchester deemed to be at risk of being lost to development, however several clubs have leases with less than five years remaining. It will be critical to community Cricket that these are renewed / extended as appropriate for the clubs who provide community Cricket. The sites are listed below in figure 3.11.

**Figure 3.11 Cricket sites with 5 or fewer years remaining on club lease**

Site	Club	Years remaining on club lease
Albany Road Cricket Ground	Bishops Waltham	1 year
Compton and Chandlers Ford CC	Compton and Chandlers Ford CC	2 years
Wickham Cricket Ground	Wickham CC	2 years
Green Jackets Ground	St Cross Symmondians CC	5 years
Old Alresford Cricket Ground	Millers CC, Hampshire Cricket	No formal agreement

- d. There are three pitches at ATR (Sir John Moore Barracks) which are at risk of closure following plans to redevelop the MOD land for housing and community space. One pitch (Harestock Road) is leased to the parish and used by Littleton FC for training. It is important that the capacity of this pitch is reprovided within reasonable catchment of Littleton FC.
- e. In the absence of either a formal Community Use Agreement (CUA) or binding grant funding conditions, there is always a risk of loss of availability of education pitches for community club use. This loss of availability is potentially a concern in Winchester for clubs as CUAs or grant conditions are not in place with a number of schools across the local authority area that hire pitches to these clubs on a seasonal or term by term basis.
- f. Also, it is important to monitor and manage the implementation and delivery of CUAs that are in place. Without this, there is a risk that, at worst, key facilities are lost to community use or, more likely, the full level of access required by planning conditions is not maintained over time. This sometimes arises when there are changes to the management team at education sites with a CUA in place. The council should consider ways to manage this going forwards as effectively as possible.
- g. The over-riding priority recommendation of the PPS is to continue to retain and protect the existing overall quantity of land, in the local authority area, available for use as playing pitches. It will

therefore be important to work towards formally securing these important education pitches for community use where possible.

### **3.16 Scenario 5- New or Reinstated Pitches in Winchester**

- a. As detailed in para. 3.5 above under the heading 'Planned Provision', there are advanced plans for a number of new or reinstated playing pitches in the City that will impact substantially on addressing the overall future needs identified in figure 3.10 for Football, Hockey and Cricket.
- b. The proposed projects, if implemented in full, will go a long way towards addressing the future shortfalls. In the case of Football AGPs, if housing developments deliver two 3G AGPs as currently proposed, the current 3G pitch at Perins Community School resurfaced and approved for match play, and the planned new 3G pitches at Kings' School and at Peter Symonds College also delivered, this would reduce the current 3G deficit to 2 full sized AGPs and the future deficit to only 2.5 3G FTPs
- c. Similarly, for community Hockey, delivery of a third sand-dressed pitch in the City at Winchester College as currently planned has the potential to partially support Winchester HC and relocate some of their use of facilities outside of Winchester. However, the planned pitch at Winchester College is not considered a complete solution to the current and future shortfall of facilities for community as community use will likely be limited. Should the proposed 3G pitch at Kings School be developed, this would likely relocate football demand currently on the SD pitch and increase capacity for Winchester Hockey.
- d. For Cricket, if delivered, the proposed new 2 pitch Cricket ground planned for 2026 as part of the Berewood Waterlooville housing development will provide the two new fine turf pitches required to meet estimated capacity needs to 2040 supported by completion of the city council's current project to install a new NTP at King George V Playing Field.
- e. With regard to community Rugby, meeting future capacity needs of the two community clubs will require delivery of other scenarios – e.g. improved quality of existing pitches, use of education pitches and/or relocation of training to WRC 3G AGPs e.g. at Perins School if resurfaced as WRC (Alresford RFC) and to the existing WRC in the City at Winchester Football Club (Winchester RFC).

### **3.17 Scenario 6- Significant Increase in Demand by an Age Group or Sport**

- a. Nationally, Sport England's latest Active Lives Survey (ALS) data report published in April 2024 suggests that participation in all four key playing pitch sports has returned to, and in some cases exceeded, levels of participation prior to COVID-19. In the 5 years following the pandemic, participation in all sports has been increasing year on year, with Hockey recording its highest levels of participation since the data started being collected. The FA report that, nationally, youth Football is growing at 3.09% per annum, and the growth in number of junior teams identified in figure 3.3 shows that there has been a strong growth in junior sports participation across the local authority area.
- b. While Hockey participation is already evenly split between the genders, the governing bodies of Football, Cricket and Rugby all have a clear strategic focus on delivering more opportunities for women and girls to play and compete. As identified in the detailed assessments of future need for each sport, it is demand growth from women and girls that is likely to be the most significant over the next planning period and place the most pressure on the available capacity in the peak hours at existing pitches.

- c. This demand growth is particularly evident in Football and, if sustained, will place additional demand pressure on the available stock of youth and mini soccer pitches and 3G AGPs as well as on the existing stock of pavilions many of which do not have adequate changing and toilet facilities.
- d. The FA's national insight shows that youth Football is growing at an average of 3.09% year on year. However, growth in youth Football observed in Winchester since the last Playing Pitch Strategy in 2018 shows a 6.54% annual growth in youth Football, there is not sufficient grass pitches to meet future demand. Based on this growth, there would be a shortfall of 8 youth pitches and 4 mini pitches and 1.5 3G AGPs by 2040 (see Figure 3.10).
- e. Winchester's previous strategy in 2018 predicted a growth of 15 teams to 2031 based on forecast population growth estimates and team generation rates at the time when women and girls Football participation was at a low base. In the event, well over 100 new teams have formed in the City just in the six years to 2024 with most of this growth taking place in mixed mini soccer, mixed youth and youth girls' teams This suggests the year-on-year youth Football growth rate in Winchester is running ahead of the FA's national Insight average.
- f. Actual team generation rates should be monitored as part of regular PPS updates to identify whether the population growth or participation growth scenarios outlined above are proving to be accurate. Future pitch capacity and demand should be revised on an ongoing basis to ensure provisions are planned accordingly.

## Section 3 - Playing Pitch Strategy Recommendations by Pitch Sport



### 3.18 Recommendations by pitch sport introduction

- a. Based on the findings of the assessment of current and future facility needs for the four major playing pitch sports summarised in previous sections of this strategy and detailed in sport-specific reports in Appendices A to D, the following recommendations are made for strategic provision of playing pitch facilities in Winchester to 2040.
- b. The recommendations assume the quantum of population growth forecast in ONS population– i.e. +7,331 additional residents by 2040 and take into consideration the range of potential scenarios available to the council and its partner sports bodies to address the facility needs detailed in the previous section.

### 3.19 Protect

- a. In the context of current demand, future net population growth and the development aspirations of key sports clubs – particularly to grow opportunities for more women and girls to play Cricket, Football and Rugby- the over-riding priority recommendation of the PPS is to continue to retain the existing overall quantity of land in Winchester available for use as playing pitches.
- b. Protecting the supply of playing fields, playing pitches and ancillary provision should continue to be a core principle in the planning policies of Winchester city council in its emerging Local Plan.
- c. The relevant existing planning policies for the protection of playing pitches in Winchester are detailed in Appendix G of this Playing Pitch Strategy.
- d. Strategic recommendations aimed at maximising the effectiveness of local planning policy in Winchester and the planning process to both protect playing fields, playing pitches, ancillary provision and to secure community access are set out in Section 5.
- e. Effective use of the planning process to ensure protection of access to education playing pitches is particularly critical to community sport. Continued access to school and college playing fields at weekends is key to Winchester Hockey Club as well as to many community Football clubs in the City to deliver their programmes of match play for growing numbers of youth and mini-soccer teams.

### 3.20 Enhance and Provide

- a. It is recommended that a number of existing playing pitch facilities should be prioritised for investment in upgrades (subject to funding, planning and feasibility) in order to continue to meet existing demand from community teams and individuals and to ensure, where possible, that additional capacity is provided to contribute to meeting demand growth.
- b. Greater playing capacity will be needed in future as a result of population growth and as a consequence of demand growth stimulated by the sports development initiatives of local clubs supported by the council and other stakeholders including the relevant sport's governing bodies. This need is greatest by far in the case of youth Football, particularly girls' Football. Improved safeguarding and accessibility at ancillary facilities will also be critical to attracting and retaining players, particularly women and girls who remain under-represented in Cricket and Rugby participation.
- c. The assessment of needs and the possible scenarios to address the needs has established that the additional playing pitch capacity that is likely to be needed over the strategy period will not be achievable without significantly improving the maintenance and/or drainage of several key sites.

- d. Figure 3.12 below summarises the strategic recommendations for enhancement of existing playing field sites and for new provision.

**Figure 3.12 – Recommended facility enhancement and new provision by sport**

Sport	Site(s)	Recommendation
Cricket	King George V PF	Complete installation of new NTP
	Newlands (West of Waterlooville) MDA development site	Continue to progress plans for 2 new FT pitches and the potential to secure use for Winchester based club(s) in partnership with Havant Borough council and Newlands parish council
	Albany Road CG / Compton & Chandlers' Ford CG / Green Jackets CG / Old Alresford CG / Wickham CG	Renew club leases at these grounds to secure future community use and to provide opportunities for external grant funding for investment in necessary facility upgrades to include pavilion improvements (Albany Road CG and Wickham CG);
	West Meon RG (West Meon Sports Club)	Commission joint ECB/FA Pitch Power assessment and deliver recommendations to raise quality from poor (Cricket pitch, outfield and NT practice nets plus small-sided Football pitches)
	Cheriton RG / River Park RG	Provide new or upgraded NT practice net systems and pavilion improvements
	Green Jackets CG / Littleton & Harestock PF / South Wonston RG	Upgrade NTPs
	Hursley Park CG	Evaluate the NTPs to confirm their lifespan and need for future resurfacing
	Albany CG / Hunter Park	Upgrade NT practice nets
	New Place Hotel	Explore options to secure community use linked to investment in upgrading the pitch
	Winchester College	Explore options to secure community use to one or more of the College's 3 FT pitches
Football	Soberton RG	Complete grass pitch upgrade
	Key grass pitch sites (Arlebury Park, Colden Common RG, Knowle Village Green, Stratton Bates, Whiteley RG, Wickham RG)	Deliver FA PitchPower pitch quality report recommendations for natural turf improvement
	North Whiteley development site (Winchester and Fareham boroughs) King's School, Winchester, Peter Symonds College, Winchester	Continue to investigate the feasibility of the provision of new 3G pitches in each area with secured community use.
	Welbourne Garden Village development site (Fareham Borough)	Continue to progress plans for a new 3G AGP pitch and the potential to secure use for Winchester based club(s) from the Wickham and Knowle areas, in partnership with Fareham council
	Swanmore College / Henry Beaufort School	Support resurfacing of the 3G pitches as surfaces come to the end of their usable life, linked to security of community access
	Perins Community School, Alresford	Support resurfacing of 3G pitch and re-secure FA registration to enable resumption of match play in addition to community club use for training.
	Whiteley Town development site	Continue to investigate, in partnership with Whiteley Town council, the feasibility of the provision of 4 grass pitches (with secured community use (primarily for Whiteley Wanderers FC).
	River Park RG, Meadowside LC	Resurface the small-sided AGPs at both sites.
	Priory Park, Ashling Park, Littleton & Harestock PF, Hoe Road	Repair/upgrade/replace pavilions as necessary (e.g. replacement roofs, improved security, showers, enhanced facilities for women & girls, disabled access)
	Denmead Junior School, Colden Common RG, Swanmore Park.	Investigate the feasibility of providing changing provision or catering unit where appropriate.

Sport	Site(s)	Recommendation
Hockey	King's School	Seek to secure community access to the school's pitch for Winchester HC (as home pitch). Explore the feasibility of provision of a clubroom/ pavilion on site to support the club's activities and enable the hosting of tournaments and other events (as alternative to at Winchester College below). Upgrade sports lighting to LED.
	Winchester Sports Stadium (University)	Support a project to resurface the existing EH compliant sand-dressed surface and seek an agreement with the University to secure community access for West Meon HC (as home pitch) and Winchester HC (as secondary site)
	Winchester College	Support the proposed provision with planning consent of an EH compliant sand-dressed pitch with secured community use.
Rugby	Arlebury Park	Support Alresford RFC to renew / extend its licence on Pitch 2
	Perins Community School, Alresford	Consider the needs case and feasibility for a WRC 3G surface suitable for both Rugby and Football.
	Peter Symonds College, Winchester	Continue to consider the feasibility for a new WRC 3G pitch suitable for both Football and Rugby as potential viable alternative to The City Ground WRC pitch now used exclusively for Football
	Education Sites (Peter Symonds College (1 pitch) / Henry Beaufort School (1) / The Pilgrims School (1) / Perins Community School / Kings' School (1))	Explore options/suitability for community club use for mini/junior training and matches
	Winchester RFC / River Park RG	Investigate options to install engineered drainage and improve maintenance of the pitches with natural drainage on these over-played sites
	North Whiteley development site (Winchester and Fareham boroughs)	Further consideration of the needs case for one of the two planned 3G AGPs to be WRC for both Rugby and Football use to serve needs in the south of Winchester (and in Fareham i.e. Locksheath Pumas RFC).




## Section 3 - Playing Pitch Strategy Summary

### 3.21 Summary

- a. The review of Playing Pitches has highlighted a number of facility investment needs for Winchester city council, the parish councils and partners, bringing together the analysis, consultation and assessment work. Through this strategy a number of priorities have emerged for the council to consider and plan for, summarised in figure 3.13 below.
- b. Given the on-going financial challenges for the public sector, it will not be possible to deliver or support all of the sport specific investment needs identified within this strategy.
- c. Section 5 of this strategy that follows sets out a number of overarching policy recommendations aimed at facilitating and addressing the sports specific needs identified in this Playing Pitch Strategy (Section 3) and in the Sports Facilities Assessment that follows (Section 4).
- d. Section 6 is an initial prioritised Action Plan identifying priority projects arising out of this strategy as well as the partners and stakeholders who are likely to be central to facilitating this change.

**Figure 3.13 summary of key priorities for each playing pitch sport**

<b>Football</b>
The number of teams in the area has grown significantly since the last strategy putting pressure on the facilities in the area. There is a clear need to provide more 3G artificial grass pitches across the local authority area, this includes continuing to progress the current planned AGP pitches as well as new ones identified and resurfacing the current stock to secure future use. There is the evident need to improve existing grass pitch sites as well introduce or extend community use at education sites.
<b>Cricket</b>
There is a need for at least two new fine turf pitches (12 wickets total), potentially to be provided in association with the Newlands (West of Waterlooville) MDA development, as well as the additional NTP the council is developing in King George V Playing Field- alongside pitch improvements to support the clubs especially those with large junior sections.
<b>Hockey</b>
The key priority for Hockey is the resurfacing of the sand-dressed pitch at Winchester Stadium for Hockey and retaining access to this and the Kings' School pitch. Ensuring the existing facilities remain available to community clubs is essential. Securing future use of education sites through community use agreements and consolidating Winchester Hockey Club's activity onto one site with appropriate clubhouse and ancillary facilities. Increase access to SD pitches by working with the FA and Football Foundation to relocate football clubs to 3G pitches.
<b>Rugby</b>
The two Rugby clubs in the area have high levels of demand for matches and training, which will require further improvements to the existing pitches at the club sites as well as relocation of some training to suitable WRC AGPs.



Winchester City Council  
Sports Facilities Assessment and  
Playing Pitch Strategy  
2025 – 2040

Section 4 – Sports Facilities  
Assessment

# Contents

	Page
<b>Sports Facilities Assessment</b>	
<i>Introduction</i>	56
<i>Sport Specific Analysis</i>	57
<i>Strategic Development Scenario</i>	106
<i>Summary</i>	108

#### 4.1: Introduction

- a. This section of Winchester city council's Sports Facilities Assessment and Playing Pitch Strategy 2025-2040 sets out the supply, demand, and priority actions for non-pitch sports facilities. This Sports Facilities Assessment (SFA) will replace the assessment adopted in 2017.
- b. Consistent with the previous strategy, this SFA considers facility supply, demand, accessibility and availability of the following sports facilities for indoor and/or outdoor sport:
  - Swimming pools over 20m in length or 160m<sup>2</sup> water area
  - Sports halls (3 courts or more) and community halls (where used for sports)
  - Gymnastic and Trampolining facilities
  - Indoor Bowls halls, outdoor greens and Pétanque
  - Health & Fitness facilities (studios and gyms)
  - Squash courts
  - Indoor and outdoor courts for Tennis, Padel, Netball, Basketball
  - Athletics and running tracks
  - Cycling, BMX and Skate parks
- c. It is noted that natural turf and Artificial Grass Pitches (AGPs) are covered within the Playing Pitch Strategy (Section 3 of this report).
- d. Significant specialist large-scale sports facilities in neighboring authorities (such as Portsmouth School of Gymnastics and OBX Boxing Gym in Eastleigh) which are within a 20 minute driving catchment for Winchester residents have also been taken into consideration in determining current and future facility needs.
- e. The methodology follows current national guidance published by Sport England- *Assessing Needs & Opportunities Guide (ANOG) for Indoor & Outdoor Sports Facilities, Sport England (July 2014)*. In accordance with ANOG guidance, this section sets out a detailed analysis of facility supply, demand and accessibility factors by sport facility type (informed by the use of available sports facility planning tools) along with a summary of consultation findings to identify club and NGB facility priorities in the study area. The section concludes with recommendations for the protection and enhancement of existing facilities and for the provision of new facilities where considered necessary to address identified current or future needs to 2040.

## 4.2 Swimming

### What's changed since the Sports Facilities Needs Assessment 2017

- a. With regard to public indoor swimming pools in Winchester, the key changes have been the delivery of the following priority projects identified in 2017:
  - **Winchester Sport and Leisure Park** – The centre was funded by the city council with contributions from Hampshire County council, Pinder Trust, the University of Winchester and Everyone Active was opened to the public in May 2021, replacing the former River Park Leisure Centre which provided a 25 metre 6 lane main pool and a learner pool. The new Winchester Sport and Leisure Park includes swimming facilities comprising of an eight-lane 50m competition pool, a teaching pool and a unique hydrotherapy pool specially designed for rehabilitation as well as an indoor splash pad. This flagship leisure centre for the district also provides an indoor climbing facility, an eight-court sports hall, squash courts and a 200-station fitness suite. The building also has a specialist infrastructure to reduce carbon emissions and improve water efficiency through the use of thermally efficient solar control glazing, extensive rainwater drainage and biodiversity enhancements.
  - **Winchester College Sports Centre** – Proposals have been developed for the replacement of the 25 metre 6 lane swimming pool at Winchester College. A wide range of 'dryside' sports facilities are provided in the College's new sports centre which opened on 2<sup>nd</sup> January 2025. The replacement pool is scheduled to be completed later in 2025. Currently public access is permitted to the dryside and outdoor sports pitches. When completed, the new pool will also provide public access.
- b. To inform the current strategy and to better understand the current swimming pool needs in 2025 as a baseline to help inform future priorities for swimming provision in the Local Plan period to 2040, the council commissioned from Sport England a Standard Facilities Planning Model (FPM) Assessment of the existing swimming pool provision reporting in October 2024.

### Sport England's Facility Planning Model

- c. The overall aims of the standard FPM assessment reports are to provide a current assessment of need for swimming pools in the local authority area (in this case in October 2024) based on the existing supply of pools that provide public access and availability in the peak demand times for the existing population.
- d. It is important to state that the FPM study is a quantitative, accessibility and spatial assessment of the supply, demand and access to swimming pools. The assessment is based on catchment area, so includes the swimming pools and population across the local authority area and facilities in the neighbouring authorities accessible to Winchester residents.
- e. The most attractive (and accessible) facility for some Winchester residents may be outside the local authority area (known as exported demand) and for residents of neighbouring local authorities, their most attractive (and accessible) swimming pool may be in Winchester (known as imported demand). To take account of these factors, the study area places Winchester city council at its centre and includes the neighbouring local authorities and their swimming pool supply.

### Headline Strategic Overview from The FPM Analysis

- f. The headline strategic finding is that there is sufficient swimming pool capacity in the district to meet current demand.

The FPM National Run report states:

*‘Overall, Winchester’s demand for swimming pools is met, but the authority is very dependent on Winchester Sport and Leisure Park to achieve this outcome. The pool site can accommodate all swimming activities in modern fit-for-purpose pools.*

*There is a good correlation between supply and demand. Demand is highest in Winchester city where four of the five swimming pool sites are located.*

*Demand is low across the rest of Winchester, and insufficient to support further provision of swimming pools to improve access for residents.*

*The average age of all the swimming pools in Winchester is 29 years, but the public leisure centre is just three years old. The average age of all the sites will decrease when the new Winchester College swimming pool opens for community use in 2025’.*

- g. The FPM assessment included the Winchester College swimming pool, which is a six-lane 25m pool. The new Winchester College swimming pool is an eight-lane 25m pool and will open for community use in 2025. The current pool has the highest availability of the educational sites. It is anticipated that the new pool will have extensive community use and the increase in the size of the pool will provide more capacity for community use.

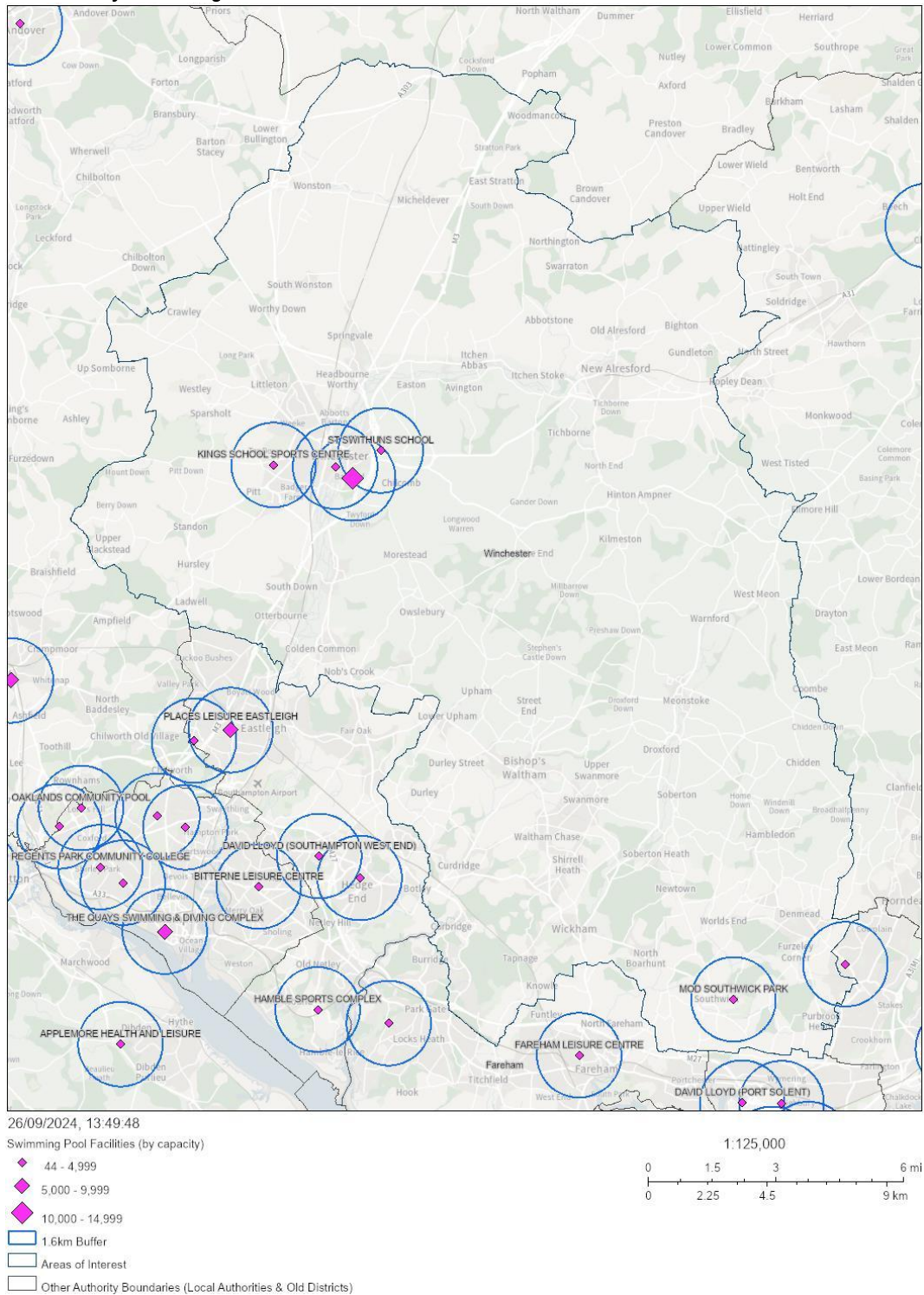
#### Supply of Swimming Pools in Winchester

- h. Supply is defined as the supply or capacity of the swimming pools available for community and club use in the weekly peak period. Supply is expressed in the number of visits that a pool can accommodate in the weekly peak period and in square metres of water. The total supply and available supply are different because of the hours available for community use in the weekly peak period.
- i. The weekly peak period is when the majority of visits take place and when users have most flexibility to visit. The peak period for swimming pools is one hour on weekday mornings, one hour on weekday lunchtimes, five and a half hours on weekday evenings, and seven and a half hours on weekend days. This gives a total of 52.5 hours per week. The modelling and recommendations are based on the ability of the public to access pool facilities during this weekly peak period.
- j. The five swimming pool facilities that meet the criteria to be included in the FPM modelling are listed in Figure 4.1 below and the locations of the current swimming pools (pink diamonds) are shown in Figure 4.2.

**Figure 4.1: Details of Swimming Pools in Winchester**

Site	Operation	Year Built/ Refurbed	Facility Type	Peak Hours
King’s School Sports Centre	Educational	2000/ 2010	5 lane pool (25x10.9m)	33
MOD Southwick Park	Other	1991/ 2008	3 lane pool (22x12m)	5
St Swithun’s School	Educational	1996	6 lane pool (25x13m) Teaching pool (13x5m)	19.3 19.3
Winchester College	Educational	1968/ 2005	6 lane pool (25x13m)	45.5
Winchester Sport & Leisure Park	Public	2021	8 lane pool (50x20m) Teaching pool (20x10m)	2.5

Figure 4.2 Location of Swimming Pool Sites in Winchester



- k. There are other operational indoor pool venues in the district within health clubs or private swim schools that are excluded from the model assessment as too small (i.e. less than 20m in length or 160m<sup>2</sup>). These are listed in Figure 4.3 along with type of pool they offer. It should be noted that the pool at the Army Training Regiment Winchester (Sir John Moore Barracks), whilst excluded from the FPM analysis does have some community use by Winchester City Penguins Swimming Club amounting to 9 hours (3hrs over 3 eves). As the facility is due to be closed and redeveloped for housing it was agreed that the facility should be excluded.

**Figure 4.3: Details of Other Swimming Pools in Winchester**

Site	Pool Type	Activity / Reason for Exclusion
Army Training Regiment Winchester (Sir John Moore Barracks)	Main	Private Use
Bishop's Waltham Junior School	Main	Private Use
Marwell Hotel Leisure Club	Teaching	Principal pool too small
Meon Valley Hotel Golf & Country Club	Teaching	Principal pool too small
New Place Hotel	Main	Principal pool too small
Norton Park	Main	Principal pool too small
Skylark Golf & Country Club	Main	Principal pool too small
Solent Hotel Spa	Main	Principal pool too small
The Winchester Hotel Spa	Leisure	Principal pool too small

**Figure 4.4: Supply of Indoor Swimming Pools in Winchester**

Total Supply	2024
Number of indoor pools	7
Number of indoor pool sites	5
Supply in sqm of indoor water	2,452
Supply in sqm of water scaled with hours available in peak period	1,822
Supply in visits per week in peak period	15,941
Average year built of all sites	1995
Average year built of public leisure centre sites	2021

- l. Winchester Sport and Leisure Park provides 66% of the available capacity in Winchester in the weekly peak period. The centre enables specific activities to take place in dedicated pools and can accommodate the following activities:

- Casual recreational swimming
- Lane and fitness swimming
- Learn to swim
- Swimming development through clubs

The replacement pool at Winchester College when it opens will also be able to provide for competitive short course swimming in the local authority area.

- m. Although not secured via formal community use agreements, there is regular community use at two further indoor swimming pool sites operated by educational providers. The 25m 5 lane pool at King's School is available to community groups and hirers including swim schools for 33 hours a week in the peak demand period. Also, the 6 lane 25m indoor pool and teaching pool at St Swithun's School (an independent girls' school) is available to community groups to hire for 19.3 hrs a week.

### Demand for Swimming Pools

- n. Total demand is calculated by adding the participation by each five-year age band/gender of Winchester's population with the frequency of participation in each age band/gender and is expressed in visits in the weekly peak period and square metres of water. The FPM parameters for the percentage and frequency of participation, for gender and age, are calculated from Sport England's annual Active Lives survey.
- o. The total demand for swimming by Winchester residents in 2024 is 8,144 visits per week in the peak period which equates to 1,339m<sup>2</sup> of water. For context the total supply of accessible community water space in the district is 2,452m<sup>2</sup> of which 1,822m<sup>2</sup> is available in the weekly peak period.
- p. The closest swimming pool site in a neighbouring local authority to Winchester is Waterlooville Leisure Centre in Havant (public). There are two swimming pool sites in Portsmouth (both commercial), two in Eastleigh (both public) and two in Fareham (both public) that are quite close to the Winchester boundary. There are no swimming pool sites that are located close to the

Winchester border in the neighbouring local authorities to the north, east and northwest of Winchester, in Basingstoke and Deane, East Hampshire and Test Valley.

- q. In accordance with its population size relative to its neighbours, Winchester ranks below Portsmouth and Basingstoke & Deane and very similar to the other local authority areas in terms of demand for swimming pools expressed as water space (see Figure 4.5).

**Figure 4.5: Demand for Swimming by Local Authority**

Demand considering a 'comfort' factor*	M <sup>2</sup> of water
<b>WINCHESTER</b>	<b>1,339</b>
Basingstoke & Deane	1,915
East Hampshire	1,310
Eastleigh	1,479
Fareham	1,225
Havant	1,364
Portsmouth	2,311

\* The FPM is designed to include a 'comfort factor,' beyond which the venues are too full. The pool itself becomes too crowded to swim comfortably, and the changing and circulation areas also become too congested. In the model Sport England assumes that usage over 70% of capacity is busy and that the swimming pool is operating at an uncomfortable level above that percentage.

### Deprivation

- r. Winchester has no lower super output areas (LSOAs) in the most deprived 10% nationally, and several in the 10% least deprived based on the 2019 Index of Multiple Deprivation (IMD) measure. However, deprivation ranges across the district. The most deprived area is in the 30% most deprived LSOAs located north west of St Swithun's School.
- s. The IMD score is used in the FPM to limit whether people will travel to use commercial facilities with main swimming pools, such as David Lloyd Clubs. A weighting factor is incorporated to reflect the cost element often associated with commercial facilities. The assumption is that the higher the IMD score (less affluence), the less likely the population of the LSOA would choose to go to a commercial facility to swim such as one of the spa hotels, a golf and country club or large-scale health club in the catchment area.

### Accessibility of swimming pools

- t. For residents without access to a car, travel to swimming pools by public transport, by bike or on foot is the choice of travel. The FPM uses a distance decay function where the further a user is from a facility, the less likely they will travel. On average, a 20-minute travel time accounts for approximately 90% of visits to a swimming pool. The travel time limits used are:
- Driving – 20 minutes
  - Public transport – 20 minutes (at half speed of car)
  - Walking – 20 minutes (one mile)
- u. The proportion of the resident population in Winchester who do not have access to a car is 13% which is much lower than the regional average of 16% and the national average of 23%. The percentage of the population without access to a car influences travel patterns to swimming pools. A low percentage, as in this case, means that there is likely to be a larger number of visits to swimming pools by car. For residents without access to a car, travel to swimming pools by public transport or, in rural areas, more often by taxi, cycling or on foot becomes the alternative choices of travel.

- v. Unsurprisingly given the largely rural nature of the district, the FPM estimates 86% of journeys to swimming pools by Winchester residents are by car. Of the remainder, 8% are on foot and 6% by public transport reflecting the location of the pools within or close to the City, the main centre of population with the best bus service.

#### Satisfied Demand for Swimming Pools

- w. In 2024, 95% of total demand for swimming from Winchester residents is satisfied by the existing pool supply located either in the local authority area or within a neighbouring area within the driving, walking or public transport catchment areas for Winchester residents (Figure 4.6). 36% of the total swimming demand generated by Winchester residents is met by pools in the catchment area located in neighbouring local authorities in the study area – i.e., ‘exported demand’. Whilst exported demand is a significant proportion of total demand, it is clear from Figure 4.7 that this is not adversely impacting on the levels of satisfied demand in the neighbouring authorities which also have rates of satisfied demand of 94% or greater.

**Figure 4.6: Satisfied Demand for Swimming in Winchester**

Satisfied Demand	2024
Number of visits which are <b>met</b> per week in peak period	7,769
% of total demand <b>satisfied</b>	95%
Number of visits <b>retained</b> per week in peak period	4,979
Demand retained as a % of satisfied demand	64%
Number of visits <b>exported</b> per week in peak period	2,789
Demand exported as a % of satisfied demand	36%

**Figure 4.7: Percentage of Satisfied Demand in Study Area**

% of Total Demand Satisfied	2024
<b>WINCHESTER</b>	<b>95%</b>
Basingstoke & Deane	97%
Eastleigh	97%
East Hampshire	96%
Fareham	96%
Portsmouth	96%
Havant	94%

#### Retained and Exported Demand for Swimming Pools

- x. Another key measurement is retained demand which is a subset of satisfied demand and shows how much of Winchester residents’ satisfied demand for swimming is retained at pools within the district. This assessment is based on the catchment area and appeal of the pools and residents swimming at these pools. At present, 36% of Winchester’s satisfied demand for swimming is met by pool sites outside the district equating to 2,789 visits in the weekly peak period. As detailed earlier, the FPM report indicates it is likely that the majority of this exported demand for swimming is to public pools close to the West and South boundaries.
- y. Retained demand is anticipated to be lower than average due to the scale of development on the southern border. An element of exported demand to facilities outside of the local authority area is the most sustainable approach to meet the needs of residents in the south.

#### Unmet Demand for Swimming Pools

- z. Unmet swimming demand is defined in the model as demand for swimming pools which cannot be met because there is either too much demand for any particular swimming pool within its catchment area resulting in a lack of available capacity, or because demand is located too far away from any swimming pool.

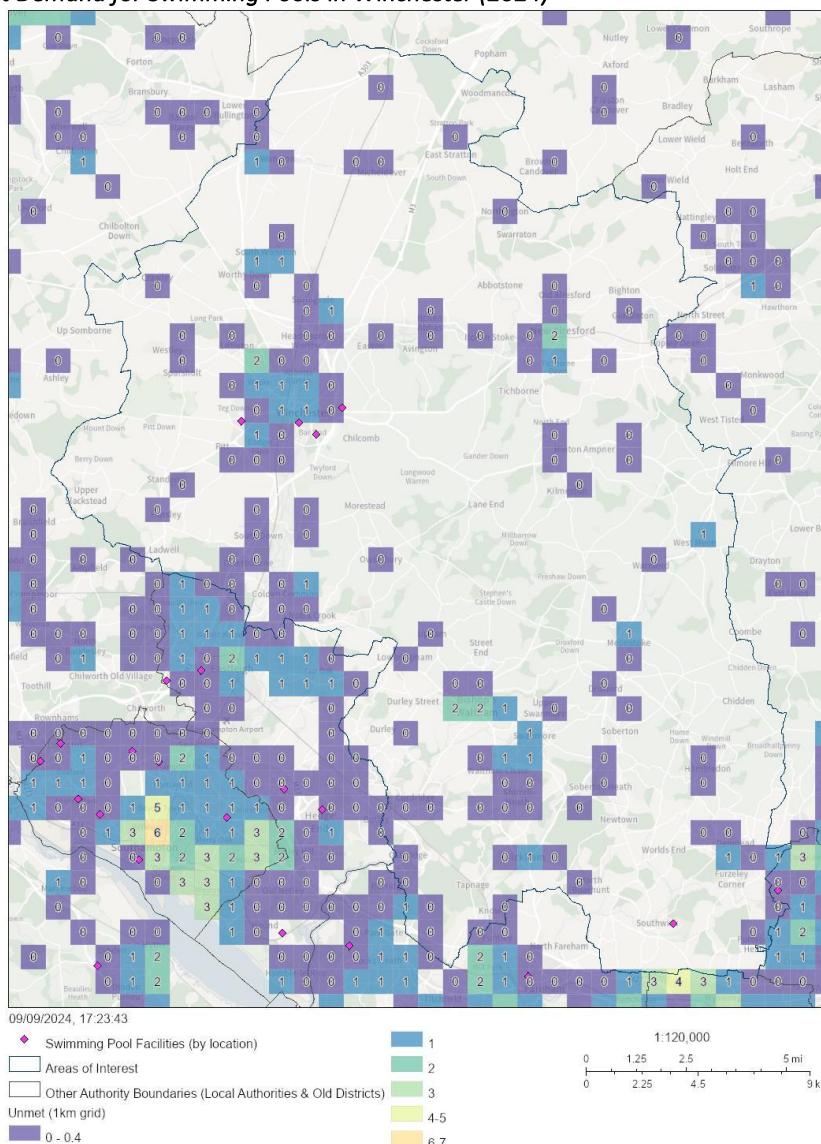
- aa. In Winchester, unmet demand amounts to a relatively small 5% of total demand, equivalent to 62m<sup>2</sup> of water area. This is shown in Figure 4.8. This total unmet demand is aggregated from across the whole local authority area and not concentrated in a single location. As shown in Figure 4.8, unmet swimming demand in Winchester is all due to the nearest facility being too far away as opposed to lack of capacity in the pools that are provided. Unsurprisingly, given the rural nature of the area and the nature of the road network, not all those with access to a car live within 20 minutes travel time of an accessible pool. Some unmet demand will always exist because it is not possible to achieve complete spatial coverage whereby all areas of an authority are within walking distance of a swimming pool providing sufficient capacity in the peak period and not everyone will want, or be able, to drive to a facility.

**Figure 4.8: Unmet Demand for Swimming in Winchester**

Unmet Demand	2024
Number of visits <b>unmet</b> per week in peak period	375
Unmet demand as a % of total demand	5%
Equivalent in sqm of water with comfort factor	62m <sup>2</sup>
<b>Facility too far away:</b>	98%
Without access to a car	74%
With access to a car	24%
<b>Lack of facility capacity:</b>	2%
Without access to a car	1%
With access to a car	1%

- bb. Figure 4.9 shows that unmet swimming demand in Winchester is highest in the two 1km squares between Durley Street and Swanmore, in Alresford and in a 1km square on the north west side of the City. In each of these four localised 1km square areas the unmet demand totals just 2m<sup>2</sup> of water area. The FPM confirms that, at current population levels and distribution there is insufficient reachable unmet demand in any one area of the district to justify the provision of additional pools.

Figure 4.9: Unmet Demand for Swimming Pools in Winchester (2024)



### Used Capacity of Swimming Pools

cc. Sport England define used capacity as a measure of usage at swimming pools that estimates how well used or how full facilities are in the peak hours; the pools and ancillary changing rooms etc. expressed as a percentage. The assumption is that usage over 70% of capacity is busy and that the venue is operating at an uncomfortable level above that percentage. The estimated used capacity of Winchester’s swimming pools in the weekly peak period, across the district is low relative to the averages for the region and England as a whole at 43% (see Figure 4.10). This is 27 percentage points below the Sport England comfort level of 70% used capacity in the weekly peak period.

Figure 4.10: Used Capacity of Swimming Pools in Winchester

Used Capacity	2024
Number of visits <b>used</b> of capacity in weekly peak	6,853
% of overall capacity of pools used	43%
Number of visits <b>imported</b> in weekly peak period	1,873
Visits imported as a % of used capacity	27%
Imported visits less exported visits	-916

- dd. The existing Winchester College pool has the lowest estimated used capacity of the individual sites at 17% in the weekly peak period, possibly due in part to public perceptions of this public school site as well as to the age and lower relative appeal of this site in comparison to the new Sports & Leisure Park facility. Estimated swimming pool capacity utilisation at the latter new public venues is 50%. The King's School pool has a used capacity in the peak of 49% and St Swithun's School pool 25%. Despite only being available for 5 hours a week in the peak period, the MOD pool at Southwick Park is only used at these times at 47% of capacity (Figure 4.11).

**Figure 4.11: Estimated used capacity at individual swimming pool sites in Winchester**

Sites	Estimated Pool Used Capacity
King's School Sports Centre	49%
MOD Southwick Park	47%
St Swithun's School	25%
Winchester College	17%
Winchester Sport & Leisure Park	50%

### Comparative Measure of Provision

- ee. A comparative measure of swimming pool provision by local authority area is water space per 1,000 population. Whilst this per capita quantitative standard approach to planning for sports facilities is no longer advocated by Sport England in its published guidance this measure remains of some interest if only for broad benchmarking purposes. In 2024, there is wide variation in provision across the study area, ranging from 19m<sup>2</sup> of water per 1,000 population in Winchester down to 7m<sup>2</sup> of water per 1,000 population in Fareham and 9m<sup>2</sup> in Test Valley. The average across the South East Region is 13m<sup>2</sup> and England as a whole 12m<sup>2</sup>.

### What next based on the FPM analysis?

- ff. The FPM report provides a detailed 'snapshot' of the supply and demand balance for public swimming in the district as of 2024. The report findings do not justify investment in providing more supply at the present time. The clear priorities are to secure the current quantity of supply of public pools provision, to deliver the replacement of the Winchester College Sports Centre swimming pool and to understand the future of the MOD pool at Southwick and any potential for increasing the public access in the peak period. It will also be important to continue to monitor changes in provision in neighbouring authorities close to the local authority boundary due to the potential impact on the balance of pool supply and demand in Winchester.

### Future Need

- gg. Finally, in the context of this strategy and the emerging Local Plan, it is important to consider the projected increase in population in the district in terms of scale and location, and how this will impact on the future demand for swimming pools. An indicative indication of the quantum of additional swimming water space likely to be required to accommodate demand from projected population growth, Sport England's Sports Facility Calculator planning tool has been used. The Sports Facility Calculator (SFC) is a planning tool which helps to estimate the amount of demand for key community sports facilities that may be generated by a given population. It is important to remember that the SFC looks at demand for facilities and does not take into account any existing supply of facilities as it doesn't include a spatial element.
- hh. To meet the demand of 7,331 additional residents (as currently forecast<sup>4</sup>) over the strategy period until 2040 and assuming the current levels of demand, the SFC suggests demand will be

<sup>4</sup> Population change from the 2021 census population to 2040 based on ONS population projections.

generated for 76.51m<sup>2</sup> of water space equivalent to 1.44 lanes or 0.36 new 4 lane pools, with 466 visits per week in the peak period (figure 4.12).

**Figure 4.12: Demand for Swimming Pools from estimated population growth to 2040**

Swimming Pools	
Demand adjusted by	0%
Square meters	76.51
Lanes	1.44
Pools	0.36
vpwpp	466

- ii. Overall, population led demand growth at this scale is likely to be accommodated by the unused capacity within the existing supply of swimming pools in the study area assuming no change to this supply. However, it is important to recognise that this assumes the new population is not all in one location but spread throughout the local authority area within the drive time catchment areas of existing swimming pools.

### Swimming Pool Sites and Consultation

- jj. The swimming pool provision in the area is good with new facilities at the Sports and Leisure Park and in development in progress at Winchester College. Everyone Active operate the Winchester Sport and Leisure Park and run a range of learn to swim programmes from pre-school through to adult. The site has recently been rated outstanding by Quest, the UK quality scheme for Sport and Leisure.
- kk. The facility at Kings School not secured provision with no known community use agreement. The facility is used by a variety of swim schools including Winchester City Penguins SC and a triathlon club. The school refurbished the wetside changing rooms two years ago and have recently added new water pumps, however the ceiling is in need of refurbishment. To be able to complete this work the pool would need to be drained which increases the complexity and cost of the project.
- ll. The Army Training Regiment Winchester (Sir John Moore Barracks) is due to be developed for housing, which is likely to mean a loss of pool provision and as such has been excluded from the FPM analysis. While this analysis shows there is sufficient provision in the area for residents, the site is used by Winchester City Penguins Swimming Club for 9 hours a week (3 hours over 3 different evenings) who state their current training provision does not meet their demand and future growth is reliant on ongoing access to this facility. As such should this facility close, the club will need alternative access to facilities for these sessions.
- mm. St Swithum's School whilst it has community use this is currently limited to ex pupils, members and clubs only for 19 hours a week. Options to extending community use at this site to accommodate Winchester City Penguins Swimming Club should be explored.
- nn. In consultation Swim England stated that the current facility provision in the area is sufficient. They highlight that the Winchester Sport and Leisure Park is well used by several organisation from around the region. The club Winchester City Penguins has 900 registered members and provides sessions from learn to swim through to Masters. There is also a Water polo club with 53 playing members based at the Sport and Leisure Park.

**Club Consultation****Winchester City Penguins Swimming Club (Winchester Sport and Leisure Park)**

The club has approximately 840 members (800 youth, 40 adult) with 90% coming from within the local authority area. The club has a similar number of members over the last three years. The club are looking to grow and plans to extend community and disability programmes. Winchester Sport and Leisure Park is their main venue, but the club also use Kings School, Sir John Moore Barracks and Oaklands community pool. The club depend on Kings School to deliver lessons which supports the financial sustainability of the club and have identified a need for improvements at Kings School and Sir John Moore Barracks. They also highlight the need for storage, office and meeting space.

Quality ratings – Main facility - 5/5 Changing facilities - 5/5

**Priorities and Actions- Swimming Pools**

<b>Swimming</b>		
<b>Protect</b>	<b>Enhance</b>	<b>Provide</b>
<ul style="list-style-type: none"> <li>Secure the current levels of water space and peak period availability at all five pool sites including at the three education sites and in particular the new pool at Winchester College if possible, through Community Use Agreements (CUAs)</li> </ul>	<ul style="list-style-type: none"> <li>Understand the future of the MOD pool at Southwick and seek to secure additional public access if possible.</li> <li>Undertake further modification of pool sites where feasible in partnership with the service provider to further reduce energy costs and minimise waste and emissions.</li> <li>Support Kings School to repair the ceiling while minimising any disruption to community use.</li> </ul>	<ul style="list-style-type: none"> <li>Keep the assessment of need up to date in light of projected population growth in the area to 2040.</li> <li>Plan to mitigate against potential loss of community use at the Army Training Regiment Winchester.</li> </ul>
<p><b>Prioritised Actions:</b></p> <p><b>Short Term</b></p> <ul style="list-style-type: none"> <li>Continue to liaise with Winchester College regarding the delivery and opening of the new pool and safeguard continued community access in the peak period.</li> <li>Approach King's School and St Swithun's School to safeguard community access to these education pools.</li> <li>Investigate options to enhance public hours of availability in the peak period to the MOD pool at Southwick as the only provision in the south of the district.</li> <li>Support Kings School to repair the ceiling while minimising any disruption to community use.</li> <li>Plan to mitigate against potential loss of community use at the Army Training Regiment Winchester.</li> </ul> <p><b>Longer Term</b></p> <ul style="list-style-type: none"> <li>Review and update the swimming pool needs assessment in light of population growth and any significant changes in available supply in the peak within the area.</li> </ul>		

### 4.3 Sports Halls

#### What's changed since the Sports Facilities Needs Assessment 2017?

- a. With regard to sports halls in Winchester the key changes actioned from the priorities identified in the 2017 study are:
  - Winchester Sports & Leisure Park- the replacement of the former River Park Leisure Centre in 2021 has significantly improved provision for sports hall sports. As identified in the 2017 study, the 8-court sports hall at River Park was built using previous Sport England guidelines meaning there was limited run-off space around the courts. The replacement 8-court hall within the Sports & Leisure Park is built to current Sport England specifications which has increased the event hosting capabilities within the local authority area.
  - Winchester College Sports Centre- the new sports centre opened to the public in January 2025 and provides a second 8-court sports hall in the area with community access albeit at restricted times. The previous sports hall, built in 1968, was single 4 court size hall.

#### Sport England's Facility Planning Model

- b. To inform the new strategy and to better understand the sport hall needs in 2025, the council commissioned from Sport England a Standard Facilities Planning Model (FPM) Assessment of the existing sports hall provision reporting in October 2024. As with swimming pools, the FPM sports hall assessment for Winchester includes the sports halls and population in the local authority area as well as those located in neighbouring local authorities that fall within a defined travel time catchment.

#### Headline Strategic Overview from the FPM Analysis

- c. The headline strategic finding is that there is sufficient sports hall capacity in the area to meet current demand. It is important to note that this finding is despite the FPM report excluding the replacement Sports Hall at Winchester College with its additional 4 courts which, since opening in January 2005, provides additional capacity not accounted for in the October 2024 run of the FPM.

The FPM National Run report states:

*'The quantitative and spatial findings reported identify that there is sufficient supply to meet demand, and that provision does not need to be increased.'*

*However, the distribution of demand, coupled with the attractiveness and accessibility of the public leisure centres to all residents, means that Meadowside Leisure Centre is uncomfortably full at peak times, at 86% of capacity used. Availability at Meadowside Leisure Centre could be increased by one hour and accommodate a further 21 visits in the weekly peak period.*

*Winchester Sport and Leisure Park is available for the maximum 46 hours in the weekly peak period. It is the flagship venue and has the greatest attractiveness. It meets 1,994 visits at peak times, the most of all the sports halls.*

*In terms of the educational sites, there is a high commitment to community use. Seven educational sites are available for between 39 hours and 42 hours in the weekly peak period'.*

#### Supply of Sports Halls

- d. In the FPM modelling for sports halls, there are 16 sports hall facilities located at 12 sites in Winchester. (As noted above, the FPM includes Winchester Colleges' former main hall at 4 courts rather than the newly built 8 courts which provide 42 hours of peak community use a week).

**Figure 4.13: Supply of Sports Halls in Winchester (2024)<sup>5</sup>**

Total Supply	2023
Number of halls	16
Number of hall sites	12
Supply in badminton court equivalents	61.8
Supply in courts scaled with hours available in peak period	52.3
Supply in visits per week in peak period	19,254
Average year built of sites	1992
Average year built of public sites	2010

- e. In general, a four-court sports hall can provide for most indoor hall sports at the community level of participation. However, two of the 4 court halls included in the FPM assessment (Henry Beaufort School and King's School) have dimensions which are less than the Sport England and National Governing Bodies' recommended size of 34.5m x 20m. Dimensions less than this, limit the run-off area between and behind courts and restrict the levels of competition play that can be programmed for some sports. A further three of the 16 sports halls in the supply are smaller providing the equivalent of 3 badminton courts. These sites (Meadowside Leisure Centre, Prince's Mead School and University of Winchester) are therefore limited to recreational and local league level of competition in the case of the majority of hall sports.
- f. Supply is defined as the supply or capacity of the sports halls available for community and club use in the weekly peak period. The supply is expressed in the number of visits that a sports hall can accommodate in the weekly peak period and in the number of badminton courts. The total supply and available supply are different because of the hours available for community use in the weekly peak period. The weekly peak period is when the majority of visits take place and when users have most flexibility to visit. The peak period for sports halls is one hour on weekday mornings, five hours on weekday evenings and eight hours on weekend days. This gives a total of 46 hours per week. The modelling and recommendations are based on the ability of the public to access facilities during this weekly peak period. The number of hours the sports halls are available for community use at all the educational sites in the district included in the FPM are quite high (between 34 and 45 per week in the peak period). The exception is Westgate School which is available for just 20 peak hours a week.
- g. There may be some potential to negotiate with Everyone Active an additional hour a week of community access in the peak period at the council's Meadowside Leisure Centre in order to marginally increase the capacity at this sports hall site which is the only one located in the south of the district.

**Figure 4.14: Details of Sports Halls Included**

Site	Operation	Year Built /Refurbed	Sports Hall Type/Area	Peak Hours per week	Activities
Henry Beaufort School	Educational (SchoolHire)	1972	4 court (594m <sup>2</sup> ) Activity (180m <sup>2</sup> )	38 39	Badminton, Cricket, Football
King's School	Educational (SchoolHire)	2000/2006	4 court ((594m <sup>2</sup> ) Activity (180m <sup>2</sup> )	41 41	Basketball, Cricket, Table Tennis, Wheelchair Basketball,.
Meadowside Leisure Centre	Public	2000	3 court (486m <sup>2</sup> )	45	Badminton, Basketball, Football, Futsal, Netball, Pickleball, Table Tennis, Taekwondo
Perins School	Educational (In house)	1989/2007	4 court (690m <sup>2</sup> )	40	Badminton, Cricket, Football, Netball.

<sup>5</sup> The totals exclude the additional 4 courts at Winchester College opened in January 2025. The average year built of sites has also changed as a result of the new Centre opening in 2025 replacing the original facility built in 1968.

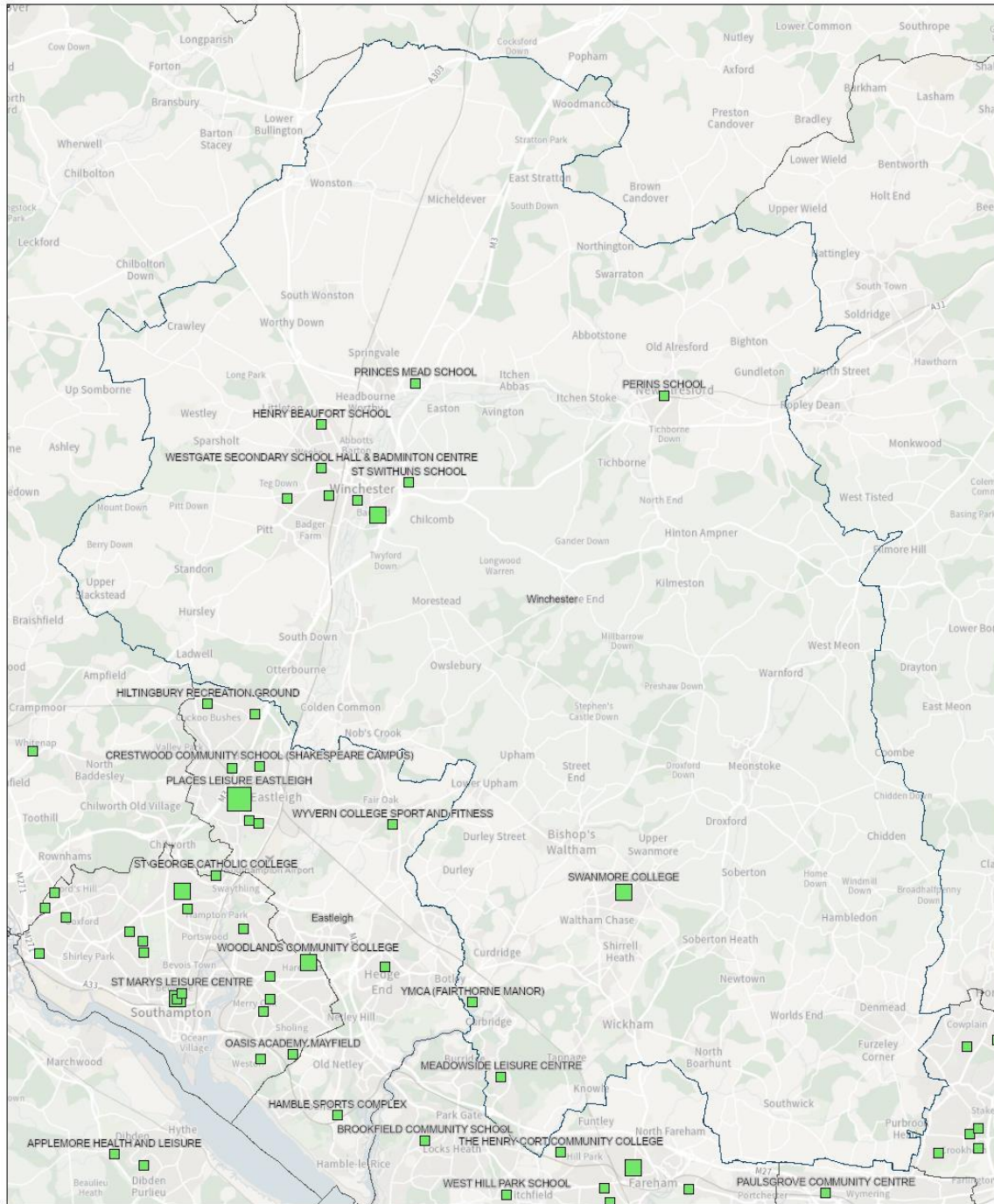
Prince's Mead School	Educational (In house)	2003/2011	3 court (486m <sup>2</sup> )	39	Cricket, Football, Gymnastics, Pickleball, Rugby, Table Tennis.
St Swithun's School	Educational (In house)	1991	4 court (690m <sup>2</sup> )	34	<i>Did not respond to consultation</i>
Swanmore College	Educational (SchoolHire)	1968/2002	4 court (690m <sup>2</sup> ) Activity (364m <sup>2</sup> )	41 41	Badminton, Basketball, Cricket, Football, Gymnastics.
University of Winchester	Educational (In house)	2004	3 court (486m <sup>2</sup> )	42	Badminton, Futsal.
Westgate School & Badminton Centre	Educational (SchoolHire)	2002	5 court (867m <sup>2</sup> ) Activity ((180m <sup>2</sup> )	20 20	Badminton
Winchester College	Educational (In house)	1968 <sup>6</sup>	4 court (690m <sup>2</sup> ) <sup>7</sup>	42	<i>New provision to accommodate basketball, badminton, cricket, futsal, netball, tennis and volleyball.</i>
Winchester Sport & Leisure Park	Public	2021	8 court (1360m <sup>2</sup> )	46	Badminton, Basketball, Cricket, Football, Gymnastics Trampoline, Netball, Tennis, Volleyball.
YMCA Fairthorne Manor	Other	1996	4 court (690m <sup>2</sup> )	46	Community events, team building and sports use.

- h. Figure 4.15 shows the location of the main sports halls in Winchester included in the FPM analysis, as well as provision in the neighbouring local authorities that fall within a defined travel time catchment. There are other sports or activity halls in the local authority area – primarily village and community halls- that have been excluded from the FPM calculations, due to size e.g. less than 3 courts in size or deemed to be in private use and not available for community use. These are listed in figure 4.16. Some of these provide community use for various sports and activities (listed where known), providing vital additional provision in the district, most particularly in the day time in those rural areas outside the catchment of the two public sports hall sites i.e. Winchester Sports & Leisure Park and Meadowside Leisure Centre.

<sup>6</sup> Replaced January 2025

<sup>7</sup> New 8 court sports hall replacement

Figure 4.15: Location of Sports Hall Sites in Winchester (2024)



09/09/2024, 14:40:15

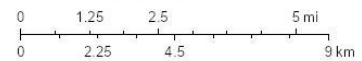
Sports Halls Facilities (by capacity)

- 26 - 2,399
- 2,400 - 4,799
- 4,800 - 7,199

Areas of Interest

Other Authority Boundaries (Local Authorities & Old Districts)

1:120,000



**Figure 4.16: Details of Sports Halls Excluded from FPM**

Site	Hall Type	Activities
Army Training Regiment Winchester (Sir John Moore Barracks)	Main x 2	Swim club land training
Bishop's Waltham Jubilee Hall	Activity (2 courts marked)	Badminton, Exercise, Martial arts.
Brockwood park School	Activity	<i>No community use</i>
Colden Common Community Centre	Activity x 2	Badminton, Dance, Exercise
Denmead War Memorial Hall	Activity (1 court marked)	Archery, Badminton, Football
Droxford Village Hall	Activity (no sports markings)	Exercise classes
IBM Hursley Club	Main	<i>Members club</i> - Archery, Badminton, Karate, Movement & Exercise, Yoga,
Jubilee Hall	Activity (no sports markings)	Dance, Exercise
King's Worthy Primary School	Activity	<i>No community use</i>
Knowle Village Hall	Activity (1 court marked)	Badminton, Dance, Exercise classes, Judo, Pickleball, Table Tennis, Taekwondo
Littleton Village Hall	Activity	Dance, Yoga
Marwell Outdoor Activity Centre	Activity	Private use
MOD Southwick Park	Activity	<i>No community use</i>
Newlands Community Hall	Activity (no sports markings)	Dance, Yoga
Otterbourne Village Hall	Activity	Dance, Exercise Classes
Peter Symonds College	Main	<i>No community use</i>
Shepherds Down Special School	Activity	<i>No community use</i>
Soberton Village Hall	Activity (no sports markings)	<i>Dance, Pilates, Table Tennis</i>
South Wonston Primary School	Activity	<i>No community use</i>
Sparshot College	Main Activity	Basketball, Badminton, Martial arts, Futsal, Netball
The Meon Hall	Activity x 2 (1 with court markings)	Badminton, Dance, Exercise
Kingsworthy Community Centre (Tubbs Hall)	Activity	Dance, Exercise, Martial Arts, Table Tennis
Weeke Primary School	Activity (no markings)	Martial Arts, Dance
Wickham Community Centre	Activity (3 courts marked)	Archery, Badminton, Bowls, Dance Martial Arts, Pickleball, Pilates, Table Tennis, Yoga.
Winchester Lido Sports Association	Activity & Dojo area	Badminton, Dance, Exercise, Martial arts, Table Tennis.
Worthy Down Barracks	Activity (2 courts marked)	<i>No community use</i>

### Demand for Sports Halls

- i. The total demand for Sports Halls is calculated by adding the participation by each five-year age band/gender of Winchester's population with the frequency of participation in each age band/gender and is expressed in visits in the weekly peak period and number of badminton courts. The FPM parameters for the percentage and frequency of participation, for gender and age, are calculated from Sport England's annual Active Lives survey.
- j. Winchester's resident population of approximately 128,500 generates a demand for sports halls of 9,632 visits per week in the peak period. This is equivalent to 32.7 badminton courts with an 80% comfort factor. This is considerably less than the available supply included in the FPM in 2024 of 61.8 courts (52.3 courts scaled with hours available in peak period). When this figure is corrected to account for Winchester College Sports Centre (8 new courts rather than 4). The total provision is 65.8 courts, significantly above the current demand in the area.

### Accessibility of Winchester's Sports Halls

- k. The FPM uses a distance decay function where the further a user is from a facility, the less likely they will travel. On average, a 20-minute travel time accounts for approximately 90% of visits to a sports hall. The FPM findings are that 84% of all visits to sports halls by Winchester residents are by car, 10% on foot and 6% on public transport. This is higher than the regional average of 80% by car and the national average of 75% and reflects the rural nature of the local authority area and high levels of car ownership. 41% of Winchester residents are within a 20 minute walk of a sports hall. Residents in the city can access the most sports hall sites within a 20 minute walk because they are served by the Winchester Sports & Leisure Park and five school sports halls.

### Satisfied Demand for Sports Halls

- l. Satisfied demand represents the proportion of total demand for sports halls generated by residents of Winchester that is met by the available capacity at sports halls within the travel time catchment area (by car, public transport or walking), either in Winchester or in a neighbouring local authority area. The FPM analysis at Figure 4.17 shows that there is enough sports hall capacity within a suitable travel time to meet more than nine out of ten desired visits to a sports hall by a Winchester resident (97%). It should be noted that the actual satisfied demand percentage in Winchester is likely to be slightly higher with the additional 4 courts now available at Westminster College. The FPM report evidences that even with this additional supply excluded from the calculations, the 97% level of satisfied demand remains above the national and regional averages of 96% and 94% respectively.

**Figure 4.17: Percentage of Sports Hall Demand from Winchester Residents Currently Met by Supply, 2024**

% of Total Demand Satisfied	
<b>WINCHESTER</b>	<b>97%</b>
Eastleigh	98%
East Hampshire	98%
Fareham	98%
Portsmouth	98%
Basingstoke & Deane	97%
Havant	97%
Test Valley	97%
South East Region	96%
England	94%

### Retained Demand for Sports Halls

- m. Retained demand is a subset of satisfied demand and shows how much of Winchester residents' demand for sports halls is retained at sports halls within the local authority area. This assessment is based on the catchment area and appeal of Winchester's sports halls and Winchester residents using these facilities. In 2024, two thirds of visits to a sports hall (66%) by an Winchester resident were retained within the area. The remaining 34% of visits by Winchester residents were to sports halls in neighbouring local authorities. Again, with the inclusion of the additional courts in the area at Winchester College the percentage of retained satisfied demand is likely to be slightly higher than shown in the FPM figures.
- n. If residents in neighbouring authorities participate at a sports hall in the district, their usage becomes part of the used capacity of the district's sports halls, this is known as imported demand. In Winchester imported demand accounts for 22% of the used capacity of sports halls in the area. In 2024 when the FPM data was compiled, Winchester imported 1,782 sports hall visits from residents of neighbouring local authorities and exported 1,372 more visits than it imported in the weekly peak period.

- o. Retained demand is anticipated to be lower than average due to the scale of development on the southern border. An element of exported demand to facilities outside of the local authority area is the most sustainable approach to meet the needs of residents in the south.

### Unmet Demand for Sports Halls

- p. Unmet demand is important to note as it is demand for sports halls which cannot be met because there is either too much demand for any particular sports hall within its catchment area and there is a lack of capacity; or because demand is located too far away from any sports hall. As shown under Satisfied Demand above, just 3% of sports hall demand is not satisfied (i.e. 'Unmet'). This equates to 1 badminton court although, again, it is noted that this excludes consideration of the impact of the addition of 4 courts at Winchester College in 2025. Figure 4.18 shows that the reason for the small amount of unmet demand that does exist is that some residents – most particularly those without access to a car- live too far away from a sports hall. None of the small amount of unmet demand is due to a lack of capacity at the existing sites.

**Figure 4.18: Unmet Demand for Sports Halls in Winchester, 2024**

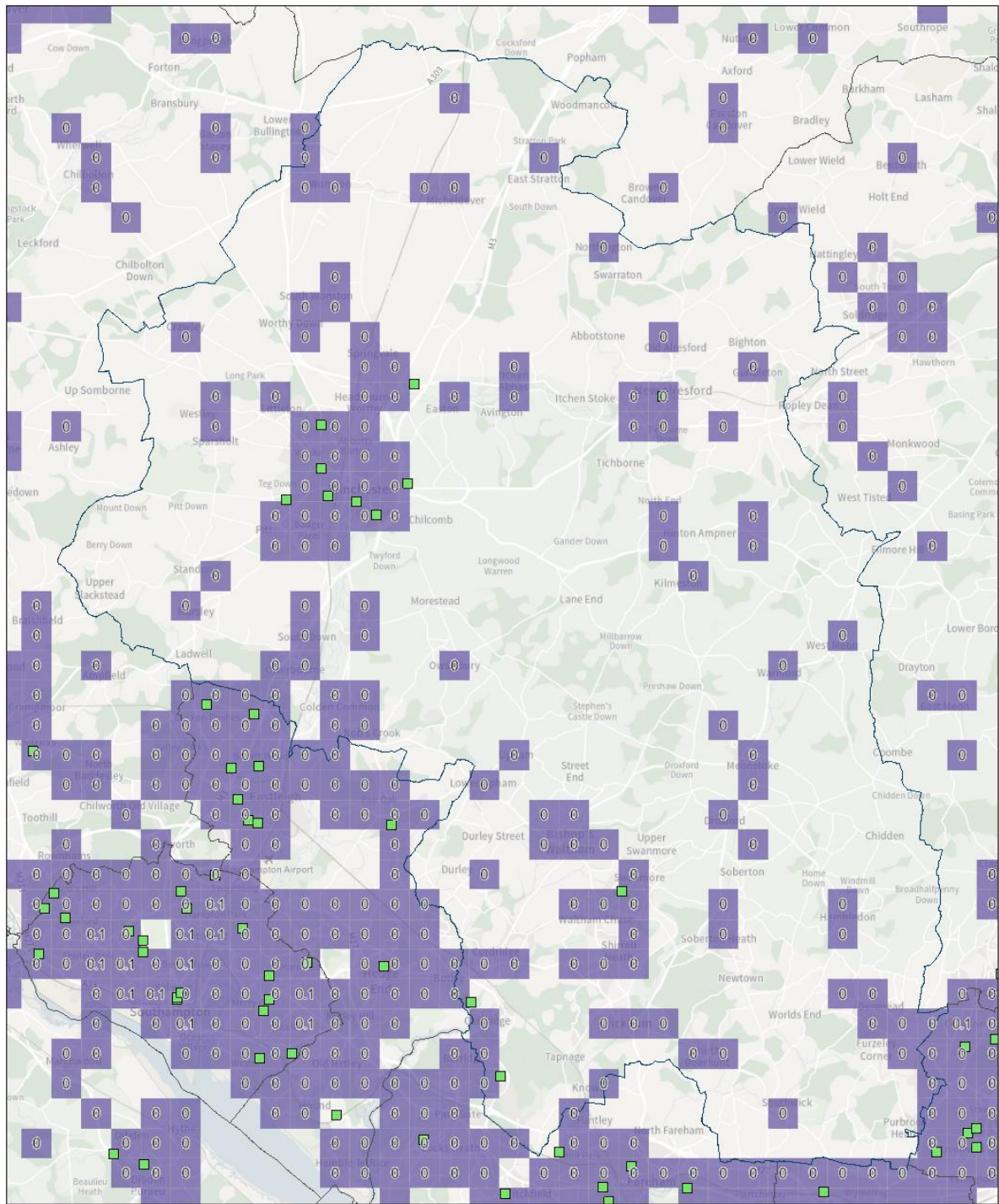
Unmet Demand	2024
Number of visits <b>unmet</b> per week in peak period	288
Unmet demand as a % of total demand	3%
Equivalent in courts with comfort factor	1.0
<b>% of unmet demand due to:</b>	
Facility too far away:	100%
• Without access to a car	90%
• With access to a car	10%
Lack of facility capacity:	0%

- q. Figure 4.19 shows that the unmet demand for sports halls is spread across the local authority at very low levels. Unmet demand is set out in units of badminton courts within one-kilometre colour-coded grid squares. Unmet demand is in the lowest categories: the indigo squares 0.00–0.01 of a badminton court. These extremely low values are not surprising given that the total unmet demand is only 1.0 badminton courts (excluding the additional 4 court sports hall from 2025 at Winchester College). The FPM confirms that, at current population levels and distribution there is insufficient reachable unmet demand in any one area to justify the provision of additional sports halls.

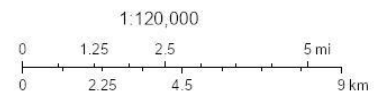
### Used Capacity of Sports Halls

- r. This is a measure of usage at sports halls and estimates how well used or how full facilities are. The FPM is designed to include a 'comfort factor', beyond which the venues are too full. When the venues are too full, the time taken to change the sports hall programme and equipment starts to impinge on the activity time itself and the changing and circulation areas become congested. In the model, Sport England assumes that usage above 80% of capacity is busy and the sports hall is operating at an uncomfortable level.
- s. The model estimates that used capacity of the Winchester sports halls at 41% in the weekly peak period i.e. well below the comfortable capacity of 80%. It is also noted that the surrounding local authorities all have higher used capacity of their sports hall supply. The average for the south east region is 61% and for England 68%. This indicates that there is a good deal of unused sports hall capacity in the peak period to absorb future growth provided of course there is no reduction in the number of peak hours of community use at any of the sports halls on education sites where, in a number of cases, community access and availability in the peak period is not formally secured by means of a Community Use Agreement (CUA).

**Figure 4.19 Distribution of Unmet Demand for Sports Halls in Winchester**



09/09/2024, 15:15:35



### Comparative Measure of Provision

t. A comparative measure of sports hall provision by local authority area is badminton court equivalents per 10,000 population. In 2024, the variation in provision across the region, ranges from 4.8 courts per 10,000 population in Winchester down to 3.9 courts per 10,000 population in Basingstoke & Deane. The South East Region average is 4.5 courts per 10,000 population and the national average is 4 courts per 10,000 population. Since January 2025 the courts per 10,000 in

Winchester has further increased as a result of the opening of the new 8 court sports hall at Winchester College.

#### What next based on the FPM analysis?

- u. The FPM report provides a detailed ‘snapshot’ of the supply and demand balance for public sports halls in the district as of 2024. The report findings do not justify investment in providing more supply at the present time. The clear priorities are to protect access to this supply through a Community Use Agreement (CUA) at education site, if one does not exist already and ensure once in place they are monitored to ensure that access is maintained.
- v. Increasing the peak hours at the Meadowside Leisure Centre from 45 to 46 would also be beneficial given the relatively low local share of sports halls in the south of the district and the current levels of use of this sports hall in the peak period above the comfortable capacity threshold of 80%. The council should also continue to monitor changes in provision in neighbouring authorities close to the district boundary with potential to impact on the balance of sports hall supply and demand in Winchester.
- w. The new secondary school planned for development in North Whiteley may also provide new sports hall provision which would increase access to sports halls in the south of the district if community use of the hall is secured by a CUA.

#### Future need

- x. Finally, in the context of this strategy and the emerging Local Plan, it is important to consider the projected increase in population in the local authority area in terms of scale and location, and how this will impact on the future demand for sports halls. An indicative indication of the quantum of additional sports hall space likely to be required to accommodate demand from projected population growth, Sport England’s Sports Facility Calculator planning tool has been used. The Sports Facility Calculator (SFC) is a planning tool which helps to estimate the amount of demand for key community sports facilities that may be generated by a given population. It is important to remember that the SFC looks at demand for facilities and does not take into account any existing supply of facilities as it doesn’t include a spatial element.
- y. To meet the demand from 7,331 additional residents (as currently forecast<sup>8</sup>) over the strategy period until 2040 and assuming the current levels of demand, the SFC suggests demand will be generated for 1.87 badminton court equivalents or 0.47 new 4 court sports halls with 550 visits per week in the peak period (vpwp). Overall, population led demand growth at this scale is likely to be accommodated by the unused capacity within the existing supply of sports halls in the study area assuming no change to this supply. However, it is important to recognise that this assumes the new population is not all in one location but spread throughout the local authority area within the drive time catchment areas of existing sports halls.

**Figure 4.20: Demand for Sports Halls from estimated population growth to 2040**

Sports Halls	
Demand adjusted by	0%
Courts	1.87
Halls	0.47
vpwpp	550

#### Sports Hall Sites, Sports and Consultation

<sup>8</sup> Population change from the 2021 census population to 2040 based on ONS population projections.

- z. The sports halls across the district are mostly standard in terms of their quality, with good provision at the newer sites of Winchester Sports and Leisure Park (8 courts), Winchester College (8 Courts) and education sites Prince's Mead School and Swanmore College. Henry Beaufort School sports hall floor has recently remarked and uses the School Hire system for bookings. It has 2 cricket nets, but report they are not used as often as they would like. The school report previously hosting a netball club but the run off not sufficient for matches so they found alternative facilities.
- aa. Kings School is the home of Winchester City Basketball, and the club use the facility up to 4 nights a week for training and provide Wheelchair Basketball sessions. Meadowside LC sports hall is good quality and have installed LED lights and improved ventilation since last strategy. The facility has variety of sports uses from clubs and community groups. The venue state the biggest challenge is accessibility with a need to replace the platform lift, widen doorways and have accessible showers.
- bb. Perins School hall is in standard condition with markings slightly faded, the facility is well used. The school report Volleyball and Basketball being popular with students but state they have no club use. In addition to the sports hall they have space in school gym area to set up 8 table tennis tables are looking to promote this to clubs
- cc. Prince's Mead School hall is in good condition and home to Winchester Gymnastics Club, the sports hall was being reroofed during site visits and closed for community use but due to reopen in Sept 2024. The cricket nets are at end of life and need replacing the school are looking at options to fund this. Swanmore College hall is in good condition and has markings for basketball, volleyball and netball. They have cricket nets but restrict use to softball only.
- dd. University of Winchester hall is in standard condition and well maintained considering its age. The main use is by students with some Futsal and Badminton community use. The ancillary facilities are in good condition. Winchester College's new sports halls includes 8 courts and can be split into two 4 court halls suitable for basketball, badminton, volleyball, netball, tennis and futsal. They have 8 Cricket nets, a climbing wall, gallery spectator seating as well as separate Dojo.
- ee. Winchester Sports and Leisure Park sports hall is in good condition having only been opened since 2021. The sports hall features acoustic screening and accessibility features have been included throughout the facility. The building was designed with sustainability in mind and has achieved a BREEAM rating of 'Excellent'. It is well used by the community, local clubs and hosts regional events.
- ff. YMCA Fairthorne Manor is a predominantly outdoor activity centre providing outdoor adventure, water activities and team building sessions. The sports hall is used for community activity, team building and is available to hire for sports use.

## **NGB Consultation**

### **Archery**

- gg. Archery GB report there are 6 Archery clubs within a 10 mile radius of Winchester City Centre with a combined membership of 650. The biggest facility issue facing archery clubs is indoor space and having secure provision. They state there is no need for additional clubs in the area.

### **Badminton**

- hh. Winchester is not a priority area for Badminton England but they expressed concern over the level of facilities, due to the demand for Sports Hall space and competition with other sports for the same space. Badminton England's area profile (20/21 data) indicates there are 17 badminton clubs in Winchester, 9 affiliated and 8 unaffiliated and highlights a projected demand of 1,907 in the area.

The supply and demand analysis for 2030 indicates an oversupply of 2.6 courts, when unmet demand is factored in this supply changes to -0.5 courts.

### Climbing

- ii. Winchester Sports and Leisure Park has Top Rock Climbing, an indoor clip and climb with 17 different routes suitable for all ages and abilities. There is also a climbing wall within the new Sports Hall at Winchester College. There are no clubs registered to the BMC in the district, but 3 in neighbouring authorities. The nearest facility offering lead, top rope and bouldering is Parthlan in Southampton. The British Mountaineering council has seen a large demand for bouldering since climbing became an Olympic sport and suggests there would be demand for a facility in the Winchester area.

### Handball

- jj. England Handball Association state there is no activity in Winchester as far as they are aware, however state geographically it would be an ideal location to have a Handball appropriate facility. There is a growing community of youth Handball clubs in Dorset / Surrey / Hampshire and Winchester would be a good central location for the organisation of regional tournaments.

### Indoor Cricket

- kk. Hampshire Cricket state that indoor cricket nets can be difficult to hire at reasonable times due to demand from other sports. There are indoor practice nets available for community use at Henry Beaufort School and Perins Community School, Winchester College and Winchester Sport and Leisure Park. The provision at Princes Mead School requires replacing.

### Table Tennis

- ll. Table Tennis England report they have two affiliated clubs (one Premier and one associate) in Winchester, with an overall membership of around 60 members. They feel there is a shortage of facilities for Table Tennis in the area and quality limited as venues offering renting space are often limited on sufficient storage space to ensure tables are not damaged.

### Club Consultation

**Denmead Archery (Kidmore lane, and Denmead War Memorial Hall)** has approximately 48 members (8 youth, 40 adult) of which 50% come from Winchester. Membership levels have remained stable over the last few years. The club has no plans to grow. Kidmore Lane is an 100yd archery range with 8 targets and containers for storage is used in the summer. The club are unable to host tournaments here due to a lack of ancillary facilities (water, power or toilet provision).

Quality ratings – Main facility 3/5 (Kidmore Lane)

**Winchester Eagles Volleyball Club (Winchester Sports and Leisure Park)** has 49 members (24 youth, 25 adult) running teams for U16, U18 boys, U16, U18 girls, Adult Male and Adult Female. They state approximately 90% of attendees come from Winchester with membership numbers remaining relatively stable over the last few years. The organisation has no plans to grow due to financial constraints. They use outdoor space at River Park Rec in the summer and have not identified any facility needs.

Quality ratings – Main facility 5/5, Changing facilities 5/5

**Winchester CKD (Weeke Primary School)** teaches martial art Choi Kwang Do. They have 100 members (55 youth, 45 adult) of which approximately 70% come from Winchester. They report a growth in membership in the last few years and have ambitions to grow further. They did not identify any facility needs.

Quality ratings – Main facility 5/5

**Winchester Goalball Club (Peter Symonds College)** has 25 members (10 youth, 15 adult) running 4 teams 2 mixed youth teams and 2 mixed adult teams. They state only 10% of members come from Winchester with other from other areas of

Hampshire, Surrey and Sussex. Membership numbers have remained relatively stable over the last few years, but the club has plans to grow hoping to attract younger players. They have not identified any facility needs.

Quality ratings – Main facility 5/5, Changing facilities 5/5

**Winchester Judo and Martial Arts Club (Winchester Lido Sports Association)** has approximately 160 members (50 youth, 110 adult) of which 90% come from Winchester. Membership levels have increased over the last few years and the organisation has plans for growth and have a waiting list for Judo but are restricted by mat space. They have identified a urgent need for the roof to be repaired.

Quality ratings – Main facility 2/5, Changing facilities 3/5

Sports Halls Recommendations		
Protect	Enhance	Provide
<ul style="list-style-type: none"> <li>Protect the existing overall sports hall supply including the availability of sports halls on education sites.</li> <li>Seek opportunities to negotiate CUAs on education sites to secure community use of sports halls where such agreements are not currently in place.</li> </ul>	<ul style="list-style-type: none"> <li>Liaise with Everyone Active to establish the feasibility of extending peak hours at Meadowside Leisure Centre from 45 to 46 hours a week.</li> <li>Work with Princes Mead School to replace indoor cricket nets for community use.</li> <li>Install protective netting at Winchester Sports and Leisure Park to allow indoor cricket to resume on site.</li> <li>Review and plan for accessibility improvements to Meadowside Leisure Centre.</li> </ul>	<ul style="list-style-type: none"> <li>Keep the assessment of need up to date in light of projected population growth in the district to 2040.</li> </ul>
<p><b>Prioritised Actions</b></p> <p><b>Short Term (1-2 years)</b></p> <ul style="list-style-type: none"> <li>Seek opportunities to secure the existing sports hall provision at education sites by negotiating CUAs at Henry Beaufort School, Perins School, Princes Mead School, and St Swithuns School.</li> <li>Work with Princes Mead School to replace indoor cricket nets for community use.</li> <li>Install protective netting at Winchester Sports and Leisure Park to allow indoor cricket to resume on site.</li> <li>Liaise with Everyone Active to establish the feasibility of extending peak hours at Meadowside Leisure Centre.</li> <li>Explore Opportunities with England Handball to host regional tournaments at Winchester Sports and Leisure Park.</li> </ul> <p><b>Longer Term</b></p> <ul style="list-style-type: none"> <li>Review and plan for accessibility improvements to Meadowside Leisure Centre.</li> <li>Review and update the sports halls needs assessment in light of population growth and any significant changes in available supply in the peak within the area.</li> </ul>		

#### 4.4 Health and Fitness Provision in Winchester

- a. There are currently 15 sites with 20 stations or more that offer health and fitness provision and 14 sites that have studio facilities for exercise classes. Schools with gyms for pupil use only are not included. The existing provision provides accessible opportunities across the range of access types (pay and play or pay as you go, and membership), and provision (cardio, weights, functional fitness, circuits, exercise to music classes, studio cycling) and options of 24/7 access (Anytime Fitness, Energie Fitness, PureGym).

**Figure 4.21: Health and Fitness Facilities in Winchester with 20+ stations**

Facility Name	Postcode	Approx. Stations	Access Type	Ownership
ANYTIME FITNESS (WINCHESTER)	SO23 8RY	40	Registered Membership use	Commercial
ENERGIE FITNESS (WINCHESTER)	SO23 8QY	150	Registered Membership use	Commercial
MEADOWSIDE LEISURE CENTRE	PO15 7LJ	32	Registered Membership use	Local Authority
MEON VALLEY HOTEL, GOLF & COUNTRY CLUB	SO32 2HQ	66	Registered Membership use	Commercial
MOD SOUTHWICK PARK	PO17 6EJ	38	Sports Club / Community Association	MOD
NEW ENERGY FITNESS	SO23 8DQ	40	Registered Membership use	Commercial
NORTON PARK	SO21 3NB	23	Registered Membership use	Commercial
PUREGYM (WINCHESTER)	SO23 7RX	220	Registered Membership use	Commercial
SKYLARK GOLF & COUNTRY CLUB	PO15 6RS	20	Registered Membership use	Commercial
SOLENT HOTEL SPA	PO15 7AJ	27	Registered Membership use	Commercial
THE WINCHESTER HOTEL AND SPA	SO23 7AB	21	Registered Membership use	Commercial
UNIVERSITY OF WINCHESTER	SO22 4NR	50	Registered Membership use	HE Institution
WINCHESTER COLLEGE SPORTS CENTRE	SO23 9PW	50	Registered Membership use	Independent School
WINCHESTER RACQUETS AND FITNESS	SO22 6AN	25	Registered Membership use	Sports Club
WINCHESTER SPORT AND LEISURE PARK	SO23 9NR	200	Registered Membership use	Local Authority
	<b>Total</b>	<b>1,002</b>		

**Figure 4.22: Studio Facilities in Winchester**

Facility Name	Postcode	No of Studios	Access Type	Ownership
HENRY BEAUFORT SCHOOL	SO22 6JJ	1	Sports Club / Community Association	Community school
KINGS SCHOOL SPORTS CENTRE	SO22 5PN	1	Sports Club / Community Association	Community school
MEADOWSIDE LEISURE CENTRE	PO15 7LJ	1	Pay and Play	Local Authority
MEON VALLEY HOTEL, GOLF & COUNTRY CLUB	SO32 2HQ	1	Registered Membership use	Commercial
NEW ENERGY FITNESS	SO23 8DQ	3	Registered Membership use	Commercial
SKYLARK GOLF & COUNTRY CLUB	PO15 6RS	2	Registered Membership use	Commercial
SOLENT HOTEL SPA	PO15 7AJ	1	Registered Membership use	Commercial
SWANMORE COLLEGE	SO32 2RB	1	Sports Club / Community Association	Community school
UNIVERSITY OF WINCHESTER	SO22 4NR	8	Registered Membership use	HE Institution
WESTGATE SECONDARY SCHOOL HALL & BADMINTON CENTRE	SO22 5AZ	1	Sports Club / Community Association	Community school
WINCHESTER COLLEGE SPORTS CENTRE	SO23 9PW	1	Pay and Play	Independent School
WINCHESTER LIDO SPORTS ASSOCIATION	SO23 7DZ	1	Pay and Play	Community Organisation
WINCHESTER RACQUETS AND FITNESS	SO22 6AN	1	Registered Membership use	Sports Club

Facility Name	Postcode	No of Studios	Access Type	Ownership
WINCHESTER SPORT AND LEISURE PARK	SO23 9NR	3	Registered Membership use	Local Authority
	<b>Total</b>	<b>26</b>		

- b. In light of the revenue contribution made by health and fitness to the financial sustainability of the main public leisure centres and its vital contribution to improving the health and wellbeing of local residents, it is important to ensure that the health and fitness offer at the local authority sites remain competitive in relation to availability (opening hours), access (affordable membership options) and attractiveness (the quality of the studios, equipment, training and instruction).
- c. With over 230 stations across the two council owned and operated leisure centres, is a good level of health and fitness provision at council operated sites, both of which provide pay and play options as well as memberships. The equipment is modern and includes Technogym equipment, which allows you to log into the smart machines via an app to automatically record your sessions. The centres all offer personal training and a vast range of group exercise classes.
- d. All the health and fitness facilities listed, apart from Winchester Racquets and Fitness, offer some form of disability access according to Sport England's Active Places database.

#### Quality of Health and Fitness Facilities

- e. The majority of the facilities that were assessed by the Consultant Team were in a good or a very good standard. Winchester Sport and Leisure Park opened in mid-2021 and is still in excellent condition, the gym at Meadowside Leisure Centre was refurbished and extended in 2023, and the gym at the new Winchester College Sports Centre was developed in 2024.

#### Location of Health and Fitness Facilities in Winchester

- f. There is a good spread of provision across the South of the local authority area and within the City Centre with a cluster of 9 health and fitness gyms in the city centre and a spread of 5 sites in south split between Whiteley and Southwick. Outside of the City Centre, there is only one health and fitness facility in the North, located at Norton Park (23 stations).

#### Health and Fitness Participation

- g. In terms of health and fitness demand trends, the 2025 annual state of the industry report found that the penetration rate (i.e., the proportion of the adult population in the UK that were members of a gym in either the public or private sector) has increased from 16.0% in 2023 to 16.9% in 2024, noting that engagement in health and fitness increasing across all age groups but particularly in younger adults.
- h. This evidence of the increase in UK health and fitness participation is supported by the findings of the Active Lives Survey for England. 12.7% of adults (16+) in England took part in a gym session at least twice in the previous 28 days in 2023/24 i.e., 5,971,900 people. Whilst this is slightly lower than pre pandemic levels of 13.3% in 2018/19, this has increased 5% since 2020/21, showing good signs of recovery. The number of people taking part in a fitness class was higher, at 14.2% (6,695,500 people), which is an increase from 13.4% in 2022/23.

**Club Consultation**

**Intergr8 Dance (Unit 12, Winnal)** are a youth and mixed gender cheerleading club with over 400 members age 8 to adults. They have experienced growth over the last 3 years with more children and young people wanting to take part in cheerleading sessions. They mainly use the 4 dance studios available at 'Unit 12', which they have 7 years remaining on their lease, however also use studios at Westgate School. They have plans to grow in the future but state that desperately need more space and their current facilities are not fit for purpose.

Quality ratings – main facilities – 3/5

**Health and Fitness Recommendations**

<b>Protect</b>	<b>Enhance</b>	<b>Provide</b>
<ul style="list-style-type: none"> <li>Continue to protect the current quantity and availability of community health and fitness facilities through planning policy.</li> </ul>	<ul style="list-style-type: none"> <li>Ensure council owned health and fitness facilities and equipment are maintained to a good quality standard whilst offering affordable pricing.</li> </ul>	<ul style="list-style-type: none"> <li>Regularly review health and fitness facility and equipment needs in relation to changes in accessible supply (e.g., 24/7 budget gyms and high street / retail town centre provision), fitness participation and industry trends and population growth.</li> </ul>

**Prioritised Actions**

**Longer Term**

- Maintain a community focused presence within the market of health and fitness provision in the area.
- Plan for the future refurbishment of the council leisure facilities and equipment.

## 4.5 Squash Provision in Winchester

- a. There are currently 18 squash courts in Winchester, with a mix of normal and glass backed courts which enable the spectating of matches.

**Figure 4.23: Squash Facilities in Winchester**

Site Name	Postcode	No of courts	Court types	Ownership Type
WINCHESTER RACQUETS & FITNESS CLUB	SO22 6AP	6	2 x Glass backed 4 x Normal	Clubs
WINCHESTER COLLEGE SPORTS CENTRE	SO23 9PG	6	6 x Normal	Education
MOD SOUTHWICK PARK	PO17 6EJ	4	1 x Glass backed 3 x Normal	MOD
WORTHY DOWN	SO21 2RF	2	2 x Normal	MOD
<b>TOTAL COURTS</b>		<b>18</b>		

- b. There is one club in the area, Wykeham Exiles based at Winchester Racquets and Fitness Club with 28 members.
- c. The courts at Winchester College Sports Centre are available on a pay as you go basis, however availability is limited due to use by pupils. The courts at Winchester Racquets & Fitness Club are restricted to only registered member usage. Wykeham Exiles currently use the courts on site.

### Quality of Squash Facilities

- d. The quality of facilities in the area range is largely good. The 12 courts across Winchester Racquets & fitness Club and Winchester College Sports Centre are excellent quality. The courts at Winchester College Sports Centre were developed in 2024 and the courts at Winchester Racquets are refurbished yearly.

### Location of Squash Facilities in Winchester

- e. There is a concentration of squash courts within the City Centre, with both Winchester Sports and Leisure Park and Winchester Racquets Club being located within City Centre. MOD Southwick Park is located in the southeast of the local authority area, whereas Worthy Down is located just North of the City Centre. There is a gap in provision within the East of the Local authority area, however it is likely that some residents travel to Alton Sports Centre, East Hampshire, which is located within a 20 minute driving travel catchment of Ropley, New Alresford, and Old Alresford.

### Squash Facilities in Neighbouring Local Authorities

- f. Sport England's access analysis report indicates there are 9 sites within a 20 minute drive time that are likely to attract some residents, primarily in the south of Winchester. These include:

- Longmeadow Sports Centre – North
- Beechdown Club – Northeast
- Alton Sports Centre – East
- Avenue Lawn Tennis Squash and Fitness Club – Southeast
- Nuffield Health (Portsmouth) – South
- HMS Collingwood – South
- Abshot Country Club
- Vital Health & Wellbeing (Botley Park Hotel) – Southwest
- Fair Oak Squash and Racketball Club - West
- Places Leisure Eastleigh - West

### Squash Participation

- g. The most recent Active Lives Survey findings indicate the adult demand for squash nationally is

stagnant at around 0.6% of adults (16+) in England playing at least twice in the last 28 days. The last 3 years of data, 2021-24 have reported 0.6%, 0.5%, and 0.6%, of adults per year regularly play squash, equivalent to approximately 287,000 people nationally in 2023/24.

- h. England Squash has a number of engagement programmes aimed at encouraging more people to become involved with the sport and help to create thriving communities, these include Squash 101 programmes - Squash Stars, Junior 101, Adult 101, Squash 57 (Racketball), Squash Girls Can, Mixed Ability Squash and Squash from the Mosque. For these programmes to be successful facilities need to be well maintained to provide a positive experience along with a partnership approach between the various clubs and leisure management teams where applicable.
- i. Racketball is a popular sport which is similar o squash in that it can be played on any regular squash court, but it played with a larger ball and short racquet. There are opportunities to play racquet ball at Winchester Racquets & Fitness Club or Fair Oak Squash and Racketball Club, Eastleigh.
- j. England Squash has a benchmark quantitative guidance standard of 1 court per 10,000 people. The latest population figures for Winchester indicate a population of 1257,500 (Census 2021), meaning based on a supply of 18 accessible courts, the level of provision in Winchester is greater than this benchmark at approximately 1 court per 7,083 people. Despite the estimated population increase of 7,331 by 2040 the population per court will remain less than the benchmark at 7,476 per court. This would suggest that there is not sufficient demand for additional courts in the area, however given the access restrictions and unsecured community use of the available sites, future needs of residents should be monitored closely to ensure the available stock of courts can sufficiently meet local demand. England Squash feels the priority need is to drive participation in the district through coaching programmes, particularly in the Leisure/ Sports Centres.

Squash Recommendations		
Protect	Enhance	Provide
<ul style="list-style-type: none"> <li>• Continue to protect the current quantity and the availability of community squash facilities through this strategy.</li> </ul>	<ul style="list-style-type: none"> <li>• Ensure the current supply of squash courts are maintained to a good quality standard.</li> </ul>	<ul style="list-style-type: none"> <li>• Regularly review squash facility needs with England Squash and the leisure management service provider in relation to changes in accessible supply, participation trends and population growth.</li> </ul>
<b>Prioritised Actions</b>  <b>Longer Term</b> <ul style="list-style-type: none"> <li>• Ensure the current supply of squash courts are protected and maintained to a good quality standard.</li> </ul>		

#### 4.6 Gymnastics and Trampolining Provision in Winchester

- a. There are 3 gymnastics/trampolining clubs/ providers in Winchester, across 3 different venues. There is only one club (Treasure Gymnastics) with a dedicated facility, with Winchester Gymnastics Club operating out of Princes Mead School and Sponte Sua Gymnastics Academy operating out of Winnall Primary School. There are no dedicated or non-dedicated Gymnastics facilities which are registered to British Gymnastics

**Figure 4.24: Facilities in Winchester used by Gymnastics clubs**

Site Name	Postcode	Facility Type
WINCHESTER SPORT AND LEISURE PARK	SO23 9NR	Non- Dedicated Facility – Leisure site
PRINCES MEAD SCHOOL (WINCHESTER GYMNASTICS)	SO21 1AN	Non- Dedicated Facility – Education Site
UNIT 1, EASTON LANE (TREASURE GYMNASTICS)	SO23 7SL	Dedicated Facility
WINNALL PRIMARY SCHOOL (SPONTE SUA GYMNASTICS)	SO23 0NY	Non- Dedicated Facility – Education Site
UNIT 12, WINNALL VALLEY ROAD	SO23 0LD	Dedicated Facility

- b. Winchester Gymnastics Club hold twice weekly sessions at Princes Mead School for children aged 4-16 years. There are a range of gymnastics and trampolining sessions available at Winchester Sport and Leisure Park, with sessions available every day. There are also ‘Squad Gymnastics’ sessions which are invite only for those wanting to compete in gymnastics. Treasure Gymnastics host a number of classes for both recreational and competitive gymnasts on every day apart from Sundays. The club also use facilities outside of Winchester including Tonybee School and Sherborne House School in Eastleigh. Sponte Sua Gymnastics host weekly artistic gymnastics sessions for juniors.
- c. Although not specifically a gymnastics club, Integr8 Dance are primarily a dance club, using similar spaces to the gymnastics clubs listed above. The club have approximately 460 members and offer classes Monday – Saturday for a range of activities including street dance, cheerleading, ballet, and musical theatre at their main site, Unit 12, Winnall Valley Road.

**Figure 4.25: Membership figures**

Gymnastics Club	Membership Numbers
TREASURE GYMNASTICS CLUB	Unknown
WINCHESTER GYMNASTICS CLUB	60
SPONTE SUA GYMNASTICS	Unknown
INTEGR8 DANCE	460

#### Quality of Gymnastics and Trampolining Facilities

- d. During the development of this strategy, the Consultant Team undertook non-technical visual site visits at several facilities in the area currently used for gymnastics and trampolining. Each facility was given a quality rating of poor, standard or good. The ratings can be seen below in figure 4.26. It should be noted that not all sites were visited.

**Figure 4.26: Quality of Gymnastic Facilities**

Gymnastic Facilities	Quality Rating
WINCHESTER SPORT AND LEISURE PARK	Good
PRINCES MEAD SCHOOL (WINCHESTER GYMNASTICS)	Good
UNIT 1, EASTON LANE (TREASURE GYMNASTICS)	Not Seen
WINNALL PRIMARY SCHOOL (SPONTE SUA GYMNASTICS)	Not Seen

- e. The clubs using Leisure Centre and School facilities tend to use sports hall / school gym space, with mats, springboards, and trampolines.

### Location of Gymnastics and Trampoline Facilities in Winchester

- f. The provision of gymnastics facilities is concentrated around the City Centre, with no dedicated or non-dedicated facilities outside of the City Centre.

### Gymnastics and Trampoline Facilities in Neighbouring Authorities

- g. There are several gymnastics clubs in the neighbouring districts, but they all rely on the hire of school facilities or leisure centres, the nearest clubs with dedicated facilities are:
  - Southampton Gymnastics Club to the South,
  - Basingstoke Gymnastics Club to the Northeast
  - Portsmouth School of Gymnastics to the Southeast.
  - Andover Gymnastics Club to the West.

### Gymnastics Participation

- h. The most recent Active Lives Survey findings indicated a stagnant adult participation rate for gymnastics and trampolining over the last 3 years (2021-2024) with the last 3 years reporting an adult (16+) participation rate of 0.4%, 0.5%, and 0.4% respectively. With 0.4% of the national 16+ population regularly participating in gymnastics, this is approximately equivalent to 204,000 participants nationally in 2023/24. However, it should be noted that adult data is of limited value in estimating overall demand for the sport of gymnastics as most participation is by children under 16, who are excluded from this data source.
- i. The Active Lives Children and young people data shows 27.6% of young people (2,049,900) participated in Gymnastics, trampolining or cheerleading in the last 7 days during the academic year of 23-24, this is slightly lower than previous years 28.8% in 22-23 and 28.7% in 21-22.
- j. British Gymnastics state the main issue for gymnastic development is having access to sufficient dedicated space for clubs to grow and extend their programmes. The NGB states that There is a lack of gymnastics activity available in Winchester, which has historically been the case.

Club Consultation
<p><b>Winchester Gymnastics Club (Princes Mead School)</b> – The club offer recreational gymnastics to approximately 60 members for children aged 4-16 based out of Princes Mead School’s 3 court sports hall. The club state that they are not able to expand due to a lack of space and require a larger space which is suitable for both children and parents to use. They currently do not provide any competitive opportunities as they do not have enough training slots at the school to support both recreational and competitive sessions.</p> <p>Quality ratings – main facilities – 5/5</p>
<p><b>Integr8 Dance (Unit 12, Winnall Valley Road)</b> – The club offer a range of gymnastics adjacent activities including cheerleading a range of dance disciplines, utilising similar facilities to the gymnastics clubs. They report a significant need for more space and specialised facilities with sprung floors to continue to provide competitive cheerleading opportunities. The club have grown over the last 3 years and have ambitions to continue to grow, however will require additional space to support this growth.</p> <p>Quality ratings – main facilities – 3/5</p>

Gymnastics and Trampoline Recommendations		
Protect	Enhance	Provide
<ul style="list-style-type: none"> <li>• Continue to protect the current quantity and availability of community facilities for</li> </ul>	<ul style="list-style-type: none"> <li>• Work with British Gymnastics and the local clubs to support the ongoing</li> </ul>	<ul style="list-style-type: none"> <li>• Explore further the facility needs of Winchester Gymnastics Club and Treasure Gymnastics</li> </ul>

<b>Gymnastics and Trampoline Recommendations</b>		
<b>Protect</b>	<b>Enhance</b>	<b>Provide</b>
gymnastics and trampolining through planning policy and this strategy.	refurbishment needs of their facilities in order to maintain the current level of provision.	<ul style="list-style-type: none"> <li>• Explore options to deliver a new or expanded dedicated facility to support the needs of gymnastics clubs based around the city centre</li> <li>• Regularly review gymnastics and trampolining facility needs with British Gymnastics, and the clubs based in the study area in relation to changes in accessible supply, participation trends and population growth.</li> </ul>
<p><b>Prioritised Actions</b></p> <p><b>Long Term</b></p> <ul style="list-style-type: none"> <li>• Work with British Gymnastics and the local clubs to support the ongoing refurbishment needs of facilities in order to maintain the current level of provision.</li> <li>• Explore options to deliver a new or expanded dedicated facility to support the needs of gymnastics clubs based around the city centre</li> <li>• Explore further the facility needs of dance and gymnastics clubs based in Winchester</li> </ul>		

#### 4.7 Athletics and Running Provision in Winchester

- a. There is one full length community accessible athletics track located in Winchester. There is an 8 lane all-weather compact track at Winchester Sports Stadium. There is also a 4 lane 110m compact track at Swanmore Park.
- b. There are three running/athletics clubs and one triathlon club in the area affiliated to England Athletics or British Triathlon, there are also a number of unaffiliated clubs such as Worthy Runners and Winchester Running Club in the area.
- c. Part of the wider Winchester Fit Club which offers a range of running and fitness sessions at various venues across the week, Winchester Fit Run Club offers 3 running sessions per week. On Mondays, the club host a track based session at Winchester Sports Stadium which focusses on developing individual targets, pace, and distance, whereas on Tuesdays and Thursdays the club offer social, group running sessions.
- d. Winchester AC are the only dedicated athletics club in the district and has over 900 members across their junior and senior sections. The club regularly compete in a number of athletics leagues and also offer opportunities for triathlon/duathlon, cross country, race walking, and a weekly specific juniors inclusive coaching session.
- e. Tri Team Wessex have approximately 50 members with approximately 50% being based in the Winchester district. The club run a number of training sessions throughout the week, hosted at various venues across the district and wider Hampshire area.
- f. Alton Runners welcomes and encourages runners of all abilities, they have 137 members registered with England Athletics. The club run regular training sessions on a Tuesday and Thursday evening meeting at Jubilee Playing fields in the summer and Alton Sports Centre in the winter. Clanfield Joggers are a friendly mixed running club with approx. 50 members (14 of which are registered to England Athletics). They meet at Clanfield Community Centre on Friday and Sunday mornings, and Wednesday evenings. Liss Runners is a sociable running club with over 100 members of all ages. They organise three training sessions a week, with Newman Collard Hall their main meeting point. Petersfield Triathlon club organise weekly coached swimming sessions at Churches College and meet for a Sunday cycling ride at Petersfield Library.

#### Location of Athletics Facilities in Neighbouring Authorities

- g. There are 4 facilities in neighboring areas which according to Sport England's Access Analysis report are within a 20 minute drive time of Winchester residents, these include;
  - The Mountbatten Leisure Centre (Standard Oval Outdoor) in Portsmouth to the South, home to Havant Athletics Club.
  - Wyvern College Sport and Fitness Centre (Compact Outdoor) in Eastleigh to the West.
  - Charlton Sports Centre (Standard Oval Outdoor) in Andover to the Northwest, home to Andover Athletics Club.
  - Down Grange Sports Complex (Standard Oval Outdoor) in Basingstoke to the North, home to Basingstoke & Mid Hants Athletics Club.

#### Participation in Athletics and Running

- h. The most recent Active Lives Survey findings indicate a steady increase in adult demand for running, or athletics multi sports nationally over the last three years. Since 2021/22, there has been an increase in regular adult participation (16+ years old) of 1.1%, reaching 14.1% in 2023/24. 14.1% adult participation is equivalent to 6,624,500 regular adult participants. The current

participation figure for athletics and running is now greater than gym-based health and fitness membership.

### Parkrun

- i. There is a parkrun at 9am every Saturday morning in the area, at North Walls Recreation Ground. The Junior Parkrun has received an average of 106 finishers per week over the last 6 months and have plans to grow over the next 3 years.

### Orienteering

- j. Areas of the City Centre and wider area are mapped for urban orienteering events and are, on average, used a couple of times a year with competitors travelling from across the south of England. In addition, the MapRun app is used to run “virtual” orienteering events in the area using freely available OpenStreetMap data. This has included activities as part of British Orienteering’s “Find Your Way” programme. There are no permanent orienteering courses in Winchester, the closest being Lakeside Country Park in Eastleigh, to the South.

### Walking

- k. The NHS provides evidence of countless health benefits to walking, centered around heart health, general fitness levels and burning excess calories. Beyond medical benefits the NHS recommend walking as one of the cheapest and easiest ways to become healthier. Whilst physical and mental health is key to the promotion of walking, the environmental benefits are vast in terms of reduced transport by other means and therefore cleaner air and reduced pollution. Winchester’s open spaces and parks provide excellent opportunities for walking and good quality and safe walking routes are part of the wider picture for better provision for physical activity. Winchester Ramblers host approximately 250 walks per year and have an active social programme. Prospective members are offered three free walks with the Ramblers before registering as a member for £3.58 per month. has 14 scheduled free wellbeing walks hosted by the Ramblers as part of a nationwide project.
- l. WCC also facilitate a healthy walking programme in partnership with Community First. These walks take place in the city centre, Bishops Waltham, Whiteley, and Colden Common, providing opportunities to take part in walks of varying lengths and times throughout the week.

Athletics Recommendations		
Protect	Enhance	Provide
<ul style="list-style-type: none"> <li>• Ensure the lighting, waymarking and other signage along footpaths and in parks used for jogging and walking for health, are maintained to a good standard.</li> </ul>	<ul style="list-style-type: none"> <li>• Consider improved lighting, waymarking and signage in parks to encourage more jogging and walking.</li> </ul>	<ul style="list-style-type: none"> <li>• Regularly review athletics and running facility needs with England Athletics, and leisure providers in relation to changes in accessible supply, participation trends and population growth.</li> </ul>
<b>Prioritised Actions</b>  <b>Longer Term</b> <ul style="list-style-type: none"> <li>• Regularly review athletics and running facility needs with England Athletics, and leisure providers in relation to changes in accessible supply, participation trends and population growth.</li> </ul>		

#### 4.8 Tennis and Other Racquet Sports Provision In Winchester

- a. There are 20 sites that offer accessible tennis courts in the area, with a total of 66 outdoor and 4 indoor tennis courts. There are 30 outdoor floodlit courts in the study area as detailed in figures 4.27 and 4.28.

##### Indoor Tennis Courts

- b. There are currently only 4 indoor tennis courts at Winchester Racquets and Fitness. The LTA have highlighted that there is a notable lack of indoor court provision across Winchester.

##### Tennis Clubs in Winchester

- c. There are a total of 17 tennis clubs located within the study area, listed in figure 4.27.

**Figure 4.27 Club Tennis Sites in Winchester**

Site	No. Courts	Floodlit	Indoor
ACTIVE ACADEMY TENNIS BISHOPS WALTHAM	2	0	0
ALRESFORD TENNIS CLUB	3	3	0
CHERITON TENNIS CLUB	2	2	0
COLDEN COMMON TENNIS CLUB	3	3	0
COMPTON AND SHAWFORD LAWN TENNIS CLUB	3	3	0
DENMEAD TENNIS CLUB	3	3	0
HAMBLEDON TENNIS COURTS	1	0	0
HUNTER PARK TENNIS COURT ASSOCIATION	2	0	0
HURSLEY TENNIS CLUB	2	0	0
KINGSGATE TENNIS CLUB	6	2	0
LITTLETON TENNIS CLUB	6	2	0
MEONSTOKE TENNIS CLUB LTD	1	0	0
RIVER PARK TENNIS COURTS	4	4	0
SOUTH WONSTON RECREATION GROUND	1	0	0
SWANMORE LAWN TENNIS CLUB	6	0	0
THE GRATTON	1	0	0
TWYFORD BOWLS AND LAWN TENNIS CLUB	2	0	0
WICKHAM COMMUNITY TENNIS CLUB	2	2	0
WINCHESTER RACQUETS AND FITNESS	18	6	4
WORTHY PARK TENNIS CLUB	2	0	0
<b>Total</b>	<b>70</b>	<b>30</b>	<b>4</b>

##### Education Tennis Sites

- d. In addition to the tennis clubs and park tennis court sites in Winchester there are also 59 tennis courts on educational sites, however a number of these have limited community use due to not being floodlit or availability restrictions due to student use.

**Figure 4.28: Educational Tennis Sites**

Site	No. Courts	Floodlit
BROCKWOOD PARK SCHOOL	1	1
HENRY BEAUFORT SCHOOL	4	0
HENRY BEAUFORT SCHOOL	4	0
KINGS SCHOOL SPORTS CENTRE	6	6
PERINS SCHOOL	5	5
PETER SYMONDS COLLEGE	3	0
SPARSHOLT COLLEGE HAMPSHIRE	1	0
ST SWITHUNS SCHOOL	14	0
TWYFORD SCHOOL	2	0
UNIVERSITY OF WINCHESTER	2	0
WESTGATE SECONDARY SCHOOL HALL & BADMINTON CENTRE	5	0
WINCHESTER COLLEGE SPORTS CENTRE	12	2

Site	No. Courts	Floodlit
<b>Total</b>	<b>59</b>	<b>14</b>

### Quality of Tennis Courts in Winchester

- e. During the development of this strategy, the Consultant Team undertook non-technical visual site visits to the following tennis facilities in the study area. Each facility visited was given a quality rating of Poor, Standard or Good. The ratings can be seen below in figure 4.29. Not all tennis court sites were visited for a range of reasons including those on school sites with limited community use and single courts with no ancillary facilities.

**Figure 4.29: Quality of Tennis Courts audited.**

Tennis Courts	Quality Rating
ACTIVE ACADEMY TENNIS BISHOPS WALTHAM	• Standard
ALRESFORD TENNIS CLUB	• Standard
CHERITON TENNIS CLUB	• Good
COLDEN COMMON TENNIS CLUB	• Standard
COMPTON AND SHAWFORD LAWN TC	• Standard
DENMEAD TENNIS CLUB	• Good
HAMBLEDON TENNIS COURTS	<i>Not seen</i>
HENRY BEAUFORT SCHOOL	• Standard
HUNTER PARK TENNIS COURT ASSOCIATION	• Good
HURSLEY TENNIS CLUB	<i>Not seen</i>
KINGS SCHOOL SPORTS CENTRE	• Standard
KINGSGATE TENNIS CLUB	• Good
LITTLETON TENNIS CLUB	• Good
MEONSTOKE TENNIS CLUB LTD	• Good
PERINS SCHOOL	• Standard
PETER SYMONDS COLLEGE	<i>Not seen</i>
RIVER PARK TENNIS COURTS	• Good
SOUTH WONSTON RECREATION GROUND	• Good
SPARSHOLT COLLEGE HAMPSHIRE	<i>Not seen</i>
ST SWITHUNS SCHOOL	<i>Not seen</i>
SWANMORE LAWN TENNIS CLUB	• Standard
THE GRATTON	• Poor
TWYFORD BOWLS AND LAWN TENNIS CLUB	<i>Not seen</i>
TWYFORD SCHOOL	• Standard
UNIVERSITY OF WINCHESTER	• Standard
WESTGATE SECONDARY SCHOOL HALL & BADMINTON CENTRE	<i>Not seen</i>
WICKHAM COMMUNITY TENNIS CLUB	• Standard
WINCHESTER RACQUETS AND FITNESS	• Good
WINCHESTER COLLEGE SPORTS CENTRE	• Good
WORTHY PARK TENNIS CLUB	• Standard

- f. The non-technical site assessments highlight that the tennis courts within the area vary in quality. One court, The Gratton, is in a poor condition and is 20+ years old.
- g. The 3 courts at Alresford Tennis Club were rated standard during non-technical site visits, however the club noted that the courts will require resurfacing shortly. The Town council have ambitions to improve the accessibility of the courts for local residents and make it easier for them to book slots on the courts.
- h. The courts at Ashling Park are leased by Denmead Tennis Club and are very good quality, having been developed in 2022.

- i. Cheriton Recreation Ground has 2 good quality courts, with sports lights, a separate pavilion of tennis users and a practice wall / small size court (although this was only standard quality).
- j. The courts at Compton and Chandlers Ford CC (Compton and Shawford Lawn Tennis Club) are standard quality. The club currently have approximately 250 members and share use of the pavilion on site with football and cricket club also playing at the site.
- k. The courts at Henry Beaufort School are on a MUGA which is also used for netball. The surface isn't ideal for tennis and not floodlit therefore is rarely used for tennis.
- l. The courts at Hoe Road Recreation Ground (Bishops Waltham) are managed by Active Academy and are standard quality. The courts are left open to provide free public access on Mondays, Wednesdays, Fridays, and Saturdays. New nets and line painting is scheduled for the near future and the courts will require resurfacing in the next 5 years (around the time of the lease with Active Academy expiring). Portable floodlights are used to support evening sessions.
- m. The 2 courts at Hunter Park (Twyford) were assessed as good quality, having been resurfaced in 2019. The courts are managed by the Hunter Park Tennis Association, although there is no formal agreement in place between them and Twyford parish council. There are no floodlights on the courts and developing them is not currently being considered by the association or parish council.
- n. The MUGA at Kings School is marked for 4 netball courts, 3 basketball courts, or 6 tennis courts and has full sports lighting. The school have a MUGA improvement plan in place to increase the quality of the surface as the surface is old and in need of resurfacing, however this is not a top priority for the school.
- o. The 6 courts at Kingsgate Tennis Club were recently resurfaced with new tarmac and are in good condition. All exterior netting and gates have also been updated recently. The club also built the current ancillary facilities however space is limited. The club has ambitions to develop lighting on a further 2 of their courts (taking the site to 4 sports lit courts) and have 23 years remaining on their lease.
- p. The 6 courts at Littleton & Harestock Playing Fields (Littleton Tennis Club) are in good condition as are the nets and line marking. The courts are maintained by the parish council with support by the multi-sports club.
- q. The four floodlit tennis courts at River Park are in good condition as they have been recently refurbished.
- r. The 5 courts at Perins Community School are doubled as netball courts and therefore not an ideal surface for tennis. The school have plans to repaint the surface, which will reduce the capacity of tennis courts to only 4, but will provide 4 additional pickleball courts. The courts are primarily used for netball.
- s. The 2 courts at Prince's Mead School are currently used by Worthy Tennis Club, however the future use of the courts by the club is unsecure due to safeguarding concerns. The 2 courts are in standard condition. The school are considering developing a MUGA at the back of the current tennis courts which would be marked with an additional 3 tennis courts. The school have planning permission for sports lights at the current tennis courts, but the development is on hold pending any future improvements.

- t. The single court at South Wonston Recreation Ground is good quality and was open to the public at the time of visit.
- u. The 6 courts at Swanmore Tennis Club are standard quality, whereas the practice wall is relatively poor quality.
- v. There are 2 hard court tennis/netball courts at Twyford School which are standard quality. The school also use the SD AGP for tennis (3 courts) in the summer.
- w. Winchester Racquets and Fitness are the largest provider of racquet sports facilities, particularly tennis, in Winchester. The courts are in excellent condition and are resurfaced every 10 years, they are also maintained daily by a full time groundsman. There are a range of tennis surfaces available on site, with 4 artificial clay courts, 5 artificial grass courts, 2 hard courts, and 4 indoor courts. The club developed 3 Padel courts in 2020 and were one of the first clubs in the country to develop Padel facilities.
- x. The 2 courts at Wickham Recreation Ground were opened in 2012 and have not been resurfaced since and are therefore in standard condition. The club are unsure how many years are remaining on the surface and their priority is to resurface them shortly. The club self-funded new nets in 2024 and new LED lights.
- y. There are 2 courts available at Winchester University, which are also used for netball and 5 aside football. The courts are not floodlit and do not receive much external use. The courts are primarily used for university degree coaching programmes.

#### **Location of Tennis Facilities in Winchester**

- z. The LTA feels there is a good spread of tennis courts facilities across the district and the majority of individuals with access to private transportation can reach a registered club within a 10-20 minute drive. However, there are notable gaps in the provision of facilities such as park courts, indoor tennis, and Padel.

#### **Padel**

- aa. The LTA also oversees the running of Padel, a new sport which is growing fast across the country that provides an exciting addition to the traditional game of tennis, enjoyed by both existing players and complete beginners. The LTA encourages councils to consider both tennis and/or padel provision as part of any new housing or education provision for community access. Recently, the LTA has initiated a new 5-year Padel strategy. A key area of focus is the expansion of the number of padel courts to 1,000 and the growth of the annual player base to 400,000 by the conclusion of 2026. A recent padel mapping exercise conducted across the LTA South and South West area has revealed a latent demand for the sport. With a population of 116,595 in Winchester, the tennis demand is 23,319, and the penetration/player base is 1,866, highlighting the need for 9 padel courts in Winchester. Presently, there are only 3 within the Local Authority, situated at Winchester Racquets.
- bb. The location of any potential padel court developments should be carefully considered to ensure they do not negatively impact local residents or the useability of other sports facilities within proximity of the proposed development.

#### **Pickleball**

- cc. Pickleball is a fun sport that combines elements of badminton, tennis, and table tennis. The sport can be played both indoors or outdoors on a badminton-sized court and a slightly modified tennis

net. There are active sessions organised at Meadowside Leisure Centre, Princes Mead School, Knowle Village Hall, Wickham Community Centre, Kings School, and Winchester College.

### Tennis Participation

- dd. The most recent Active Lives Survey findings indicate that there has been a steady demand for adult tennis nationally over the last 3 years and is in line with highest recorded level since the benchmark Active Lives Survey in 2015/16. 2.0% of adults (16+). In 2023-24, 1.9% of the adult population in England participated in tennis at least twice in the last 28 days i.e., 910,100 people.
- ee. The LTA encourages providers of tennis to open their facilities to community use and implement an online booking system, and a chargeable model to ensure sustainability for the future investment into sites and will work with providers to review booking processes and price points.

Club Consultation
<p><b>Kingsgate Lawn Tennis Club</b> have over 500 members of which approximately 90% are from Winchester. Membership has increased over the last few years, and the club now require a waiting list for prospective new members. The organisation aims to improve the quality of the experience at the club but cannot increase the number of members as there is no more space. The club have a need for additional space, and have ambitions to develop Padel courts to increase their capacity, however have noted that this would be unlikely at their site. They also have ambitions to install sports lights on 2 more of their courts.</p> <p>Quality ratings – Playing surfaces – 5/5 Changing facilities 3/5</p> <p><b>Winchester Racquets and Fitness</b> have approximately 2,000 registered members approx. 175 members of which around 70% are from Winchester. The club has seen an increase in the number of members over the last 3 years and has reached capacity in some member categories. The club therefore only have plans to grow the membership experience rather than the number of members. The club noted that there is significant demand for Padel courts however there is no more space to develop additional sites.</p> <p>Quality ratings- Playing surface- 5/5 Changing facilities- 3/5</p> <p><b>Alresford Tennis Club</b> has approximately 120 members of which 100% come from Winchester. The club’s membership has been relatively stable over the last few years, and they are not looking to grow. They have identified a need for their courts to be resurfaced.</p> <p>Quality ratings- Playing surface- 4/5 Changing facilities- 4/5</p> <p><b>Meonstoke Tennis Club</b> has 200 members all from Winchester and are not looking to grow in the next 3 years. The club have not identified any facilities development needs.</p> <p>Quality ratings- Playing surface- 5/5</p>

Tennis Recommendations		
Protect	Enhance	Provide
<ul style="list-style-type: none"> <li>• The council to continue to protect the current quantity and availability of community facilities for tennis through planning policy.</li> <li>• Club sites to be maintained to a good quality standard (club led)</li> <li>• Explore options to secure use of courts at Wickham Recreation Ground by the club through a lease, licence, or formal agreement</li> </ul>	<ul style="list-style-type: none"> <li>• Work with the LTA to provide support for tennis sites in the area to refurbish courts as required during the lifetime of the strategy.</li> </ul>	<ul style="list-style-type: none"> <li>• Explore options to develop an additional 6 padel courts across the local authority area</li> <li>• Regularly review tennis and padel facility needs with the LTA and the tennis clubs based in the area in relation to changes in accessible supply, participation trends and population growth.</li> </ul>

**Prioritised Actions**

**Short Term (1-2 years)**

- Explore options to secure use of courts at Wickham Recreation Ground by the club through a lease, licence, or formal agreement

**Longer Term**

- The council to continue to protect the current quantity and availability of community facilities for tennis through planning policy.
- Club sites to be maintained to a good quality standard (club led)
- Work with the LTA to provide support for tennis sites in the area to refurbish courts as required during the lifetime of the strategy.
- Explore options to develop an additional 6 padel courts across the local authority area
- Regularly review tennis and padel facility needs with the LTA and the tennis clubs based in the area in relation to changes in accessible supply, participation trends and population growth.

#### 4.9 Netball Provision in Winchester

- a. Winchester has a total of 29 courts across 11 different sites. There are 22 outdoor courts and 7 indoor courts in the study area.

**Figure 4.30 Netball Sites in Winchester**

Site	No Courts	Indoor	Outdoor	Floodlit
CORNERSTONE PRIMARY SCHOOL (WHITELEY)	3	0	3	0
HENRY BEAUFORT SCHOOL	4	0	4	0
KINGS SCHOOL	4	0	4	4
MEADOWSIDE LEISURE CENTRE	1	1	0	0
PERINS COMMUNITY SCHOOL	6	1	5	0
PETER SYMMONDS COLLEGE	1	1	0	0
SWANMORE COLLEGE	1	1	0	0
TWYFORD SCHOOL	5	0	5	3
WINCHESTER COLLEGE	1	1	0	0
WINCHESTER UNIVERSITY	1	0	1	0
WINCHESTER SPORT AND LEISURE PARK	2	2	0	0
<b>Total</b>	<b>29</b>	<b>7</b>	<b>22</b>	<b>7</b>

- b. There are 3 clubs in the area, Weston Park Blades, Winchester Netball Club, and Peter Symmonds College (BUCS). Weston Park Blades are the largest club in the area, with approximately 200 members across 12 teams (4 senior and 8 youth teams). The club also operate in Southampton and Eastleigh. Winchester Netball club have over 70 members across 5 teams which play in the Hampshire League and Southampton League. Peter Symmonds College have various netball teams who play in the BUCS netball league. England Netball have reported a total of 306 club members based in Winchester.
- c. England Netball's Session Finder suggests that there are no England Netball sessions taking place in Winchester, however they reported through consultation that Winchester Sports and Leisure Park has good facilities and most of their activity takes place there.

#### Quality of Netball Courts in Winchester

- d. The quality of Netball courts in the area varies depending on the type of provision e.g. indoor or outdoor, the age of the facility and the surface type. All of the indoor courts are multi marked and cater for other sports and many of the outdoor courts also double as tennis courts.
- e. The courts at Winchester Sport and Leisure Park are relatively new, with the sports centre being developed in 2021.
- f. The outdoor courts at Kings School are poor and the school are looking to resurface and improve the MUGA, however this is not an immediate priority for the school. Princes Mead School are investigating option to develop a MUGA on site, which would provide 3 new netball courts, which could be floodlit.

#### Location of Netball Facilities in Winchester

- g. The spread of facilities across the district is fairly good with facilities spread across the city centre, south and north of the local authority area.

#### Netball Participation

- h. The most recent Active Lives Survey findings there has been an increase in adult demand for Netball nationally over the last year and is almost back to pre-covid levels of 0.7%. In 2023/24 0.7%

of adults (16+) in England participated in netball at least twice in the last 28 days i.e., 345,700 people. This is the highest total adult population regularly taking part in netball since the Active Lives database started recording data (2015-16).

**Club Consultation**

**Weston Park Blades** has 12 squads (4 adult and 8 junior) with a total of approximately 200 members playing recreationally and competitively. The club train and play across Winchester, Eastleigh, and Southampton, with only 20% of their members being based in Winchester. Over the last 3 years, the club have grown due to the success of their squads locally, regionally, and nationally, however they are not looking to grow further over the next 3 seasons.

The club's first team play in the National Premier League and require facilities which fulfil England Netball's requirements to ensure they can maintain this standard of play.

**Netball Recommendations**

Protect	Enhance	Provide
<ul style="list-style-type: none"> <li>The council to continue to protect the current quantity and availability of community facilities for netball through planning policy.</li> </ul>	<ul style="list-style-type: none"> <li>Work with Education sites to ensure the courts, fencing and nets at all venues are maintained to a good quality standard and club activity is secured.</li> </ul>	<ul style="list-style-type: none"> <li>Regularly review netball facility needs with England Netball, netball clubs in relation to changes in accessible supply, participation trends and population growth.</li> </ul>

**Prioritised Actions**

**Long Term**

- Regularly review netball facility needs with England Netball, netball clubs in relation to changes in accessible supply, participation trends and population growth.

#### 4.10 Cycling, BMX and Skate Park Provision in Winchester

- a. There are a wide range of facilities that cater for different disciplines of cycling, BMX, and Skateboarding. Sites providing BMX and skate park provision in the Winchester area as outlined in figure 4.31 below and opportunities for off road cycling trails explored below.

**Figure 4.31 Cycling, BMX and Skate Park sites in Winchester**

Site	Postcode	Type of Provision
COLDEN COMMON PARK	SO21 1RP	• BMX PUMP TRACK
SWANMORE PARK	SO32 2PF	• BMX PUMP TRACK • SKATE PARK
JUBILEE PARK (BISHOPS WALTHAM)	PO7 7RE	• BMX PUMP TRACK
ASHLING PARK (DENMEAD)	PO7 6EH	• SKATE PARK
BOARHUNT RECREATION GROUND	PO17 6DG	• SKATE PARK
KING GEORGE V PLAYING FIELD	SO23 0QQ	• SKATE PARK
SOUTH WONSTON RECREATION GROUND	SO21 3HP	• SKATE PARK
WINCHESTER SKATE PARK	SO23 8DJ	• SKATE PARK
STANMORE RECREATION GROUND	SO22 4QP	• SKATE PARK
KNOWLE PARK	SO50 7DZ	• SKATE PARK
WICKHAM COMMUNITY CENTRE	PO17 5AL	• SKATE PARK

- b. The BMX pump track at Colden Common Park opened in December 2023, the track at Swanmore Park opened in early 2022, and the track at Jubilee Park was developed in 2015 and resurfaced in 2024, therefore all the pump tracks in Winchester are relatively new and good quality.
- c. The age of the stock of skate parks in Winchester is varied with many facilities such as those at KGV or Swanmore Park being developed in the last 10 years, however there are also many facilities such as those at Ashling Park and South Wonston which were developed over 15 years ago and haven't been refurbished.
- d. There are many off road cycling routes through the South Downs National Park area which offer trails through Winchester to other neighboring Local Authorities, including National Cycling Network (NCN) route 23, which passes through the District.

#### Quality of Cycling, BMX and Skate Park Facilities in Winchester

- e. The quality of BMX pump tracks in the district is good, with all having been built or refurbished since 2022.
- f. There is a range in the quality of skate parks within Winchester, with many being recently developed, and the facilities at Winchester Skate Park being highly regarded as one of the best skate park facilities in the local area. However, there are some which are over 15 years old and require investment to bring back up to a good standard. The skate park at Ashling Park was first developed in 2003 and later refurbished in 2010, however has not had any work done to it since. The facilities are now in poor condition and is a priority for investment by Denmead parish council.

#### Location of Cycling, BMX and Skate Park Facilities in Winchester

- g. The provision of BMX pump tracks is concentrated in the south analysis area, with there not being any tracks in the city centre or north analysis area. The provision of skate parks is well distributed across the local authority area, with BMX pump tracks and skate parks in both the south analysis area and north analysis area.

#### Cycling Provision in Neighbouring Local Authorities

- h. Sport England's access analysis report indicates that there are a number of facilities within a 20 minute driving catchment of Winchester which are likely to support use by residents in

Winchester. These are:

- Andover BMX Raceway, Test Valley – North West
- War Memorial Park (Pump Track), Basingstoke – North East
- Chawton Park Woods (Mountain Bike Trails), East Hampshire – East
- Queen Elizabeth Country Park (Mountain Bike Trails), East Hampshire – East
- Hilsea Lido (Pump Track), Portsmouth – South
- Monty's Community Hub (Pump Track), Southampton – South West
- Freespace BMX Track (BMX Race Track), Eastleigh – West
- Knightwood Leisure Centre (BMX Race Track), Test Valley – West

### Road and Track Cycling

- i. There are four cycling groups in Winchester. Winchester CTC offer a range of rides throughout the year ranging from shorter novice rides and more challenging long rides for more experienced cyclists. The club generally start their rides in the city centre at either Winchester Hotel, The King Alfred Statue, or Eversley Park. VC Venta have approximately 400 members and provide opportunities to cater for those wanting to race, with time trials, road races and cyclo-cross. They are also actively engaged in supporting many other local cycling events and youth development programmes including British Cycling Go-Ride. The club generally start their rides in the city centre at Winchester Hotel. Winchester Cadence are a social group of cyclists, walkers, and runners who take part in activities along the South Downs Way and Sussex stretch of the England Coastal Path. They have eight clubhouses across the south, one of which is in Winchester City Centre at St. Catherines Hill. They host regular social and active events including long distance off road cycle trails. Worthy Wheelers meet three times per week, offering rides which are catered to cyclists of all experiences. Meon Valley Cycling Club are based in the south of the district and offer 2 organised rides per week along with an annual international trip. There is also a Winchester Breeze group catering uniquely to women cyclists in a more social environment while also developing skills and confidence based in Winchester.

### Participation in Cycling

- j. The most recent Active Lives Survey findings indicate a slight decline in adult demand for cycling for leisure and sport nationally over the last 4 years. There was a significant increase likely due to the Covid-19 pandemic in 2019-20 where 16% of adults (16+) in England participated in cycling at least twice in the last 28 days, this has since dropped to 12.3% in 2023/24 i.e., 5,802,600 people.

### Cycling for community and active travel purposes

- k. Cycling forms part of the active travel offer in Winchester which includes walking to school, cycling to work or other everyday journeys, which can offer a convenient, accessible, and affordable way to move more. Helping residents get moving through walking and cycling can make a powerful, lasting difference to their physical and mental health and well-being. The council are currently adopting a District Cycling and Walking Infrastructure Plan and a City Centre Cycling and Walking Infrastructure Plan which propose a number of new cycle networks to improve cycling connectivity within the district.

<b>Cycling</b>		
<b>Protect</b>	<b>Enhance</b>	<b>Provide</b>
<ul style="list-style-type: none"> <li>The council should continue to protect the existing BMX and skate park facilities through planning policy.</li> <li>The council should ensure that existing cycle paths, cycle routes, lighting, waymarking and other signage are maintained to a good standard.</li> </ul>	<ul style="list-style-type: none"> <li>The district, town and parish councils to maintain, refurbish and update the skate parks in the area when needed.</li> <li>Deliver interventions to improve cycling infrastructure across the district as outlined in the LCWIP</li> <li>Work with schools to link to national cycling networks and promote opportunities for active travel.</li> </ul>	<ul style="list-style-type: none"> <li>Regularly review cycling facility needs with British Cycling and local clubs in relation to changes in accessible supply, participation trends and population growth.</li> <li>Support the resurfacing of Ashling Park Skate Park</li> </ul>
<p><b>Prioritised Actions</b></p> <p><b>Short Term (1-2 years)</b></p> <ul style="list-style-type: none"> <li>Ensure through planning conditions that any new developments create opportunities for active travel between locations.</li> <li>Support the resurfacing of Ashling Park Skate Park</li> </ul> <p><b>Longer Term</b></p> <ul style="list-style-type: none"> <li>Deliver interventions to improve cycling infrastructure across the district as outlined in the LCWIP.</li> </ul>		

#### 4.11 Bowls and Pétanque provision in Winchester

- a. There are 7 outdoor bowls clubs in the Winchester area affiliated to Bowls Hampshire and Bowls England and one Indoor Bowls club, Riverside Indoor Bowls Club.

**Figure 4.32 Bowls Sites in Winchester**

Site	Postcode	No Rinks
FRIARY BOWLS CLUB	SO23 9JE	6
HYDE ABBEY BOWLS CLUB	SO23 7EQ	6
WINCHESTER CITY BOWLS CLUB	SO23 7AB	6
LITTLETON BOWLS CLUB	SO22 6QL	6
TWYFORD LAWN TENNIS & BOWLS CLUB	SO21 1QW	4
COLDEN COMMON BOWLS CLUB	SO21 1TA	6
RIVERSIDE INDOOR BOWLS CLUB	SO23 7DD	6
MEON VALLEY BOWLS CLUB	SO32 1SQ	6

- b. Both clubs that responded to the survey report strong membership numbers. Friary Bowling club have over 40 members and have grown over the last few years and are actively trying to recruit more members. Riverside Indoor Bowls Club have over 250 members, which has remained stable over the last 3 years.
- c. Both clubs that responded to the survey have good security of tenure with either a long term lease or ownership of their sites. At the time of consultation with Meon Valley Bowls Club, they only had one year remaining on their lease at Priory Park.

#### Indoor Bowls

- d. Riverside Indoor Bowling Club is located in the city centre and the club moved to the current facility at River Park in 1997 with the support of lottery funding and the council. The site has 6 indoor artificial lanes, bar and restaurant, lounge area, disability access, and coaching opportunities. The club runs an internal league program during the winter months and also has a summer league for members who do not want to play at outdoor bowls clubs. The club also run a disability initiative called Swan Bowlers as part of the original lottery funding for the site. This provides people with disability the chance to play bowls every Tuesday with other people with disabilities.

#### Pétanque

- e. Shedfield Recreation Ground has a purpose built pétanque terrain with 6 rinks. Shedfield Pétanque club are based here regularly running sessions 3 times a week. There are also pétanque rinks available at the Ship Inn, Owslebury, where Ship Inn Pétanque Club are based.

#### Quality of Bowls Provision in Winchester

- f. All clubs are responsible for the maintenance of their greens and the majority are in good condition, however Colden Common Bowls Club report an issue with their patio starting to sink and slope towards the green, making it dangerous for some of their members. Littleton Bowls Club reported an issue with the concrete and wood ditches around the green starting to fall, requiring investment to restore them. Riverside Indoor Bowls Club report that their artificial carpet is nearing the end of its useable life and will soon need replacing.
- g. Whilst their green is in good condition, Friary Bowls Club stated that their ancillary facilities are poor quality and require investment to bring them up to modern standards and expand the space available to members.

#### Location of Bowls Facilities in Winchester

- h. There is a concentration of bowls clubs in the city centre, with only 2 in the south analysis area and one slightly north of the city centre, Littleton Bowls Club.

### Participation in Bowls

- i. The most recent Active Lives Survey findings indicate stable adult demand for bowls nationally over the last 3 years. Each year since 2021, 0.6% of adults (16+) in England participated in bowls at least twice in the last 28 days, in 2023/24 this equates to a total of 270,800 people.
- j. Hampshire Bowls is not aware of any urgent facility needs. They state Bowls is a sport for all ages and would encourage schools to consider bowling as sport for pupils and link with clubs in the area.

Club Consultation
<p><b>Friary Bowls Club</b> has approximately 40 members, with 90% coming from the district. Membership levels have grown slightly over the last few years. The club plans to grow further and are actively seeking to recruit new members. The club have identified that although their green is in good condition, their ancillary facilities are poor quality and require investment to support the existing members and allow them to grow.</p> <p>Quality ratings- Playing surface- 4/5 Changing facilities- 1/5</p> <p><b>Riverside Indoor Bowls Club</b> has over 250 members, of which 70% come from Winchester. The club has been stable over the last 3 years and are not currently planning to grow in the future. The club have not identified any facility needs</p> <p>Quality ratings- Playing surface- 5/5 Changing facilities- 5/5</p>

Bowls Recommendations		
Protect	Enhance	Provide
<ul style="list-style-type: none"> <li>• The council to continue to protect the current community facilities for bowls through planning policy.</li> <li>• In liaison with clubs, seek to ensure the existing facilities for bowls continue to be maintained to a good quality standard.</li> </ul>	<ul style="list-style-type: none"> <li>• Support clubs to link with schools and recruit new members through promotion of open days.</li> </ul>	<ul style="list-style-type: none"> <li>• Regularly review bowls facility needs in the area with the Bowls Development Alliance, England Bowls, England Indoor Bowls Association, and the established bowls clubs in relation to changes in accessible supply, participation trends and population growth.</li> </ul>
<p><b>Prioritised Actions</b></p> <p><b>Short Term</b></p> <ul style="list-style-type: none"> <li>• Support clubs to link with schools and recruit new members through promotion of open days.</li> <li>• In liaison with clubs, seek to ensure the existing facilities for bowls continue to be maintained to a good quality standard and any facilities issues are identified and the clubs are supported in solving issues.</li> </ul> <p><b>Long term</b></p> <ul style="list-style-type: none"> <li>• Regularly review bowls facility needs in the area with the Bowls Development Alliance, England Bowls, England Indoor Bowls Association, and the established bowls clubs in relation to changes in accessible supply, participation trends and population growth.</li> <li>• Protect or provide the provision of indoor bowls at Riverside Indoor Bowls Club should the old Riverside Leisure Centre site be redeveloped.</li> </ul>		

#### 4.12 Boxing Provision in Winchester

- a. There is one Boxing club registered with England Boxing in Winchester, Winchester Boxing Club. The club has members from 7 years upwards and runs club sessions everyday, including open gym sessions at the weekends and weekday evenings.

#### Quality of Boxing Provision in Winchester

- b. The quality of provision is considered to be standard with the club owning the purpose built facility, however the current facility is now too small for the size of the club as it has grown and demand increased.

#### Location of Boxing Facilities in Winchester

- c. The only club in the area is located in the city Centre, meaning residents from the wider Winchester area are likely to travel to neighboring facilities.

#### Boxing Provision in Neighboring Local Authorities

- d. England Boxing's Club finder lists the following clubs that are within a reasonable travelling distance of Winchester residents.
- Eastleigh ABC in Eastleigh, to the South
  - Poseidon ABC in Southampton, to the South
  - Romsey ABC in Romsey, to the Southwest
  - OBX in Romsey, to the Southwest

#### Participation in Boxing

- e. The most recent Active Lives Survey findings indicate a slight increase in adult demand for boxing (including boxing fitness classes) nationally over the last year 3 years. 1.5% of adults (16+) in England participated in boxing at least twice in the last 28 days (686,300 people), this has increased from 1.3% in 2021/22, but down on previous highs of 1.7% between 2016/17 and 2018/19.
- f. England Boxing highlights that the boxing facilities in Winchester are generally of good quality, however there is not sufficient quantity of facilities to support the level of demand. They reported that Winchester Boxing Club tick all the right boxes to suggest they will continue to grow and require additional facilities.

#### Club Consultation

**Winchester Boxing Club (Unit 7 Barfield Close)** has approximately 200 members, with 80% coming from the district. Membership levels have grown over the last few years. The club would like to grow further but would need bigger premises. The club note that their playing facilities are very good quality, however are not big enough to support the size of the club and are restricting how much they can grow and deliver. They do not have any ancillary facilities on site.

Quality ratings- Playing facilities- 3/5 Changing facilities- 1/5

<b>Boxing Recommendations</b>		
<b>Protect</b>	<b>Enhance</b>	<b>Provide</b>
<ul style="list-style-type: none"> <li>The council to continue to protect the current quantity and availability of community facilities for boxing through planning policy.</li> </ul>	<ul style="list-style-type: none"> <li>Ensure facilities and equipment used for Boxing are regularly maintained.</li> </ul>	<ul style="list-style-type: none"> <li>Explore options to relocate Winchester Boxing Club to a larger premises or provide a suitable secondary site.</li> <li>Regularly review facility needs for boxing in the area with the clubs and England Boxing in relation to changes in accessible supply, participation trends and population growth.</li> </ul>
<p><b>Prioritised Actions</b></p> <p><b>Medium Term</b></p> <ul style="list-style-type: none"> <li>Explore options to relocate Winchester Boxing Club to a larger premises or provide a suitable secondary site.</li> </ul> <p><b>Long Term</b></p> <ul style="list-style-type: none"> <li>Regularly review facility needs for boxing in the area with the clubs and England Boxing in relation to changes in accessible supply, participation trends and population growth.</li> </ul>		

#### 4.13 Strategic Development Scenario: ATR Sir John Moore Barracks

- a. The Defence Infrastructure Organisation (DIO) is progressing proposals to bring forward a new strategic development at Sir John Moore Barracks. Situated to the north of Winchester city centre, the site is proposed to be allocated within Winchester city council's Draft Local Plan (Policy W2) to deliver significant residential led development of between 750-1,000 new homes. Due to the strategic importance of the site location and the number of dwellings being developed in the area, WCC requested a specific scenario be explored for the retention and development of sports facilities at the site. The scenario below is supported by the findings of both the PPS and SFS which are highlighted above.
- b. Currently, although use by external clubs is limited by special arrangement only in line with DIO protocols, the site provides the following sports facilities:
  - Sports complex with 6 lane 25m main pool
  - Two 3 court sports halls (6 courts total)
  - 1 x Senior Rugby pitch with posts (south)
  - 2x Adult 11v11 grass pitches (one at Harestock Road, one to North of site)
  - 48x36m 3G AGP (no sports lighting)
- c. The DIO has now submitted a concept masterplan to Winchester city council for consideration as part of the council's Concept Masterplanning process. The proposals will be further refined over the coming months to form a more detailed final masterplan to support the Outline Planning Application scheme. This will form the basis of the fourth and final stage of engagement, anticipated to be held in 2025.
- d. The current Masterplan published by the DIO states that 1.9 hectares of sports playing fields/pitch space is being generated by the development and indicative plans show 1x junior pitch and 1x senior pitch with additional open space split across two areas. The potential retention of the existing sports complex and swimming pool are also being considered. Neither the swimming pool nor sports hall were included in the FPM reports discussed in section 4.1 above as, at the time of reporting, they were considered unsecure for future use due to ongoing discussions around the development of the site. Therefore, the current provision and shortfall of facilities does not factor in the existing, or potential redevelopment, of sports facilities already present at the site.
- e. In terms of playing pitches, Harestock Road serves latent training demand and therefore this use should be reprovided or other pitches in the local area enhanced to absorb this use without impacting existing usage.
- f. The suggestions made below for facilities to be retained and developed at the site are based on the findings and shortfalls presented throughout both the Playing Pitch and Sports Facilities sections of this strategy and factor in any future developments which have been identified across the local authority area.

#### Swimming Pool

- g. The current site masterplan suggests that an option to retain the existing swimming pool is being explored. Whilst Winchester City Penguins Swimming Club currently use the site for 9 hours per week to host swimming lessons, it is anticipated that the new swimming pool to be developed at Winchester College will be sufficient to absorb the club's requirements. The FPM findings outlined above also suggest that all current and future demand for swimming pools can be met by the

existing stock of community accessible swimming pools in the district. Therefore, it is suggested that the swimming complex is not required in any potential future developments at the site, provided community use of the new pool at Winchester College is secured for Penguins Swimming Club through a CUA.

### Sports Halls

- h. Club consultation has identified a demand for specialised facilities for boxing and gymnastics. Whilst the FPM report for sports halls identifies that the current stock of facilities can meet current and future demand for facilities, the FPM analysis does not account for the evident need for sports such as gymnastics and boxing who need to move to or have access to larger and more suitable facilities to meet this demand.
- i. Winchester Boxing Club have been identified as outgrowing their existing facility, requiring a larger, specialised facility with space for an additional boxing ring and training area. Winchester Gymnastics Club and Interg8 Dance have both expressed a need for additional space to expand their gymnastics/dance offers and accommodate growth.
- j. Latest proposals do not include sports hall provision but should that change and it is retained it should be repurposed / rebuilt with priority given to either boxing or gymnastics to accommodate this need identified by local clubs.

### Playing Pitches

- k. The net position of the development in terms of grass pitches used by the community is the loss of one grass pitch (Harestock Road). The masterplan currently sets out that 1.9 hectares of playing fields will be generated by the development, providing 2 new playing pitches to the area. It is proposed that the 2x 11v11 football pitches and 1x senior grass rugby pitch will be lost through the development.
- l. Littleton Juniors FC use the existing grass pitch on Harestock Road for match use and to supplement their training demand. The club have noted issues with training capacity and availability at the sites they currently use, which would be compounded by the loss of this pitch.
- m. Strategically this document shows both football and rugby clubs in the area struggle with access to training space. The reprovision of this training space would allow both sports to have access to specific training spaces to supplement their matchplay and move use off of overplayed formal pitches. It is suggested that the loss of grass pitches is mitigated for through the development of a 11v11 WRC 3G, along with associated ancillary facilities to support the training demands of local clubs and help meet the current shortfall of 3G AGPs in the district. It may be difficult to develop a 3G pitch on the site due to planning restrictions, so alternative sites in the local area should also be considered. In addition, enhancing existing grass pitches in the city to increase their carrying capacity could also mitigate some of this loss.

### Conclusion

- k. The proposed development at ATR Sir John Moore Barracks is of strategic importance to WCC and, with the council's challenging financial position, an excellent opportunity for partnership and developer funding to support the development of much needed community sports facilities in a key location for local residents. Ensuring the finalised developer proposal meets the needs of all

local residents and clubs, whilst suitably mitigating for any lost facilities should be a top priority for the WCC Leisure and Planning teams.

#### 4.14 Sports Facilities Assessment Summary

- a. The analysis, consultation and assessment work this section has brought together highlights a number of potential facility investment needs for the council and its partners to meet both current needs for sport as well as future demand and growth. A number of key sports will require support to facilitate growth in demand and changes to people's participation and activity at council, club and educational sites across Winchester.
- b. The city council has a history of supporting sport and leisure, and a commitment to improving levels of physical activity and health for their residents and communities, and the needs within this section will result in the council making some important and key decisions over the coming years.
- c. Given the on-going financial challenges for the public sector, it will not be possible to deliver or support all of the investment needs identified within this strategy. Section 6 of this report sets out the priority projects arising out of this strategy as well as the partners and stakeholders who are likely to be central to facilitating this change.



Winchester City Council  
Sports Facilities Assessment  
and Playing Pitch Strategy  
2025 – 2040

Section 5: Strategic  
Recommendations

## 5. Strategic Recommendations

### 5.1 Introduction

- a. This section of the Playing Pitch and Sports Facilities Strategy sets out a number of overarching strategic recommendations, endorsed by the Strategy Steering Group, aimed at ensuring the on-going provision of high-quality, accessible playing pitches and built sport facilities and can meet the needs and demands of the district's current and future populations. The recommendations respond to the facility needs highlighted in Section 3- the Playing Pitch Strategy and Section 4- the Sports Facilities Assessment.

### 5.2 Planning Policy

- a. The need to protect and enhance the existing scale of facility provision for key facility types – pools, sports halls, artificial and natural turf playing pitches, gymnastics centres and health and fitness facilities- remains similar to the findings of the previous strategy in 2018.
- b. Given the evidence presented, the principles established in the current Local Plan Policies with respect to community, sport and recreation facilities - i.e. policy CP7 (Open Space, Sport and Recreation) of the Winchester Local Plan and policy SD46 (Provision and Protection of Open Space, Sport and Recreation Facilities and Burial Grounds/Cemeteries) of the South Downs National Park Local Plan - need to be maintained with regard to the principal of protection however it is acknowledged that in light of this new strategy, these will need to be updated to reflect more up to date national policy and good practice.
- c. These current planning policies are set out in full at Appendix G to this document together with emerging new local plan policies set out in a Regulation 19 stage Proposed Submission Local Plan was published in August 2024 and submitted to the Secretary of State for independent Examination in November 2024. As above, in relation to this updated Sports Facilities Assessment and Playing Pitch Strategy having been developed after of the submission of the City Council's plan under the NPPF 2024 transitional arrangements in 2024, future amendments will be considered in an early review of the new Local Plan.
- d. The emerging Local Plan policy for open space, sport and recreation (Policy NE3) includes proposals for minor amendments to the existing policy (CP7) to ensure that *intergenerational areas are codesigned into any provision*.
- e. Both the existing Local Plan Policy (CP7) and the amended policy in the emerging Local Plan (NE3) include per capita quantitative standards for the provision of open space, sport and recreation facilities. While the setting of such standards for the provision of Open Space remains in accordance with current good practice and guidance, this is no longer the case for Sport and Recreation Facilities and is not endorsed by either Sport England or National Governing Bodies of Sport.
- f. In place of setting quantitative standards for each facility type, Sport England's national guidance for assessing needs and opportunities (ANOG) advocates gathering detailed local supply and demand data and assessment of area, sport and site-specific needs using purpose-designed sports facility planning tools in order to determine which existing specific sites and facilities should be protected and the priority areas/sites for enhanced, new or expanded facilities.
- g. Accordingly, this updated Sports Facilities Assessment and Playing Pitch Strategy for Winchester is based on a detailed local assessment of the picture of supply and demand for each of the sports facility typologies in scope and application of the relevant planning tools.

- h. Upon the full adoption of this strategy, the Sports Facilities Assessment and Playing Pitch Strategy will be considered by the City Council Planning Department as a material consideration for all planning applications especially those which affect outdoor sports facilities and playing pitches, and the recommendations within this strategy are intended to guide future planning decisions and provides an updated approach that enhances and supports Local Plan Policy CP7 and the emerging Local Plan Policy NE3.
- i. Paragraph 103 of the National Planning Policy Framework (NPPF) makes clear that planning policies should be based on robust and up-to-date assessment of the needs for open space, sport and recreational facilities (including quantitative or qualitative deficits or surpluses). Changes to the wording of Policy NE3 can be addressed in an early review of the Local Plan.
- j. The City Council adopt a prioritised site-specific schedule of sports facility needs and opportunities approach within Winchester District categorised under the following headings.

**PROTECT** sports facilities from loss as a result of redevelopment.

**ENHANCE** existing facilities through improving their quality, accessibility and management.

**PROVIDE** new facilities that are fit for purpose to meet demands for participation now and in the future.

- k. In this new Playing Pitch Strategy and Sports Facilities Assessment 2025-2040 it is therefore recommended that Winchester city council amends proposed Local Plan Policy NE3, at the earliest opportunity, removing reference to quantitative standards of provision to reflect the ANOG national guidance compliant with the NPPF 2024, in particular paragraph 103 concerning robust and up-to-date assessments.
- l. The strategic recommendations of the Winchester City Sports Strategy Steering Group for playing pitches and sports facilities are set out in the following paragraphs. The recommendations are based on the Needs and Opportunities Assessment completed in 2025 reported in this document and its appendices.

### 5.3 Protect

- a. Winchester city council has undertaken a Playing Pitch and Sports Facilities Assessment and assessed existing and future needs for all provision across the district. The firm conclusion is that there is an identified need to retain the existing overall quantity of sports facilities within the district whilst recognising that the distribution of facilities may change (for example, through closure of sites of poor quality or of limited value for community sport replaced by new provision). This headline finding and recommendation is also applicable when examined at the LPA level and in accordance with paragraph 104 of the NPPF and the emerging Local Plan.
- b. It is therefore recommended that, as proposed, the new Local Plan should continue to maintain a policy framework to resist granting planning permission for any development which would lead to the loss, or would prejudice the use, of a sports facility unless:
  - *Alternative facilities will be provided and are at least as accessible to current and potential new users, and at least equivalent in terms of size, usefulness, attractiveness and quality; or*
  - *The benefit to sport of the development to the community outweighs the harm caused by the loss of the facility; or*
  - *The facility is no longer required, as demonstrated by a robust assessment of need, for its purpose or an alternative activity.*
- c. Should a current or newly created sports facility exist in Winchester that is not mentioned in this

Facilities Strategy and appendices, its omission is not an endorsement by the council, Sport England or the relevant national governing body of that sport for its disposal.

- d. It is also recommended that the council continue to work with strategic sports partners (Sport England, the National Governing Bodies of sport and, in particular education providers) to seek agreements to secure access for community sport at those sites in the district where there is existing access, but long-term access is currently unsecured (i.e. by means of Community Use Agreements).
- e. Where sports facility sites are in the council's ownership, the policy of securing community access through asset transfer to community clubs and/or sports associations should continue to be applied, provided that:
  - The facilities are assessed as 'good' quality by the relevant governing bodies of sport prior to transfer, and
  - The transferee is able to demonstrate it has the capacity and resources to maintain the facilities to good quality (and this forms part of any service level agreement). It is recommended that the terms of future transfer agreements include incentives for the clubs to deliver sports development outcomes (e.g. grow numbers of teams, volunteering, and sporting opportunities for under-represented groups).
- f. It is recommended the council continue to seek to influence the design and specification of any new education sports facilities and extensions to existing facilities to ensure their suitability for both education and community use (i.e., provided to Sport England and/or the relevant sport's national governing body design dimensions and standards as opposed to education dimensions and standards).
- g. It is further recommended that the council negotiates secure affordable community access as a condition of planning consent (via formal Community Use Agreements) for applications from education providers of sports facilities relating to:
  - Extending hours of permitted use
  - Extensions to existing sports facilities
  - Provision of new or enhanced sports facilities

#### 5.4 Enhance and Provide

- a. It is recommended that the Local Planning Authority continue to seek the advice of appropriate sport national governing bodies whenever pre-planning proposals or planning applications involving new sports facilities are brought forward or new S106 Agreements for sports facilities are drafted. This is to ensure that the design, layout and management plans maximise the community value of the new facilities and that any maintenance plans meet any relevant Performance Quality Standards.
- b. For all developments involving the creation of one or more residential units, contributions should be sought (under Section 106 of the Town and Country Planning Act 1990 or through the Community Infrastructure Levy mechanism) towards the delivery of 'off site' priority sports and recreation infrastructure projects as identified in the Playing Pitch and Sports Facilities Strategy in locations well-related to the proposed development. Appropriate contributions should also continue to be sought for ongoing maintenance of any new sports facilities.
- c. The priority projects are those set out in the Action Plan current at the time the planning application is submitted. The initial Action Plan is in Section 6 of this document. The priority projects include sites in private ownership and on school sites outside the council's control. Accordingly, the lead

party responsible for progressing the actions is identified in the Action Plan along with supporting agencies.

- d. For 'strategic scale' proposals (i.e. comprising of 600 or more dwellings), on-site provision of new sports and recreation facilities may be sought in place of securing contributions towards off-site projects identified in the District Playing Pitch and Sports Facilities Strategy. On-site provision will be promoted instead in those instances where there is no existing sports provision well-related to the proposed development that is capable of absorbing the additional demand arising from the development, and where the site is physically able to accommodate appropriate additional facilities. This process will be guided by the needs identified in the Playing Pitch and Sports Facilities Strategy. On-site provision will typically be secured via a legal agreement and contributions may be sought (under Section 106 of the Town and Country Planning Act 1990 or through the Community Infrastructure Levy mechanism) towards its delivery and maintenance.
- e. The latest version of Sport England's Sports Facility Calculator and/or Playing Pitch Calculator planning tools should be used, as appropriate, to scope the appropriate scale and approximate costs of new provision and to provide the starting point for project specific negotiations of S106 and/or CIL developer contributions. (For example, if 500 new dwellings are proposed at an average of, say, 2.4 persons per dwelling, the additional population total to enter into the Sports Facility Calculator will be 1,200). The figure per dwelling can be adjusted based on local factors and specific development details.
- f. It is recommended that in the case of all planning applications with implications for sports facilities (both indoor and outdoor), the latest version of Sport England's Model Planning Conditions should be used as appropriate. Current model conditions cover the following:
  - I. Protection/New Provision of Sport & Recreation Facilities;
  - II. Compensatory Provision, Continuity of Use and Phasing of Development;
  - III. Built Design and Layout;
  - IV. Playing Field Provision;
  - V. Operational Matters.
- g. It is recommended that the council's Strategy Steering Group, comprising of membership from Sport England and the NGB's, should review and update the Action Plan and priority projects annually during the strategy period. In line with Sport England guidance a full review of the strategy will be required after 5 years. If no annual monitoring takes place a full review is required after 3 years.

A man with a beard, wearing a red boxing helmet and a blue t-shirt, is captured in a boxing stance. He is wearing black boxing gloves and has his right arm extended forward. The background shows a boxing gym with several framed photographs of boxers on the wall.

Winchester City Council  
Sports Facilities Assessment  
and Playing Pitch Strategy  
2025 – 2040

Section 6: Action Plan

## 6. Action Plan

### 6.1 Introduction

- a. This section of the strategy provides an outline action plan related to the potential development and delivery of the priority projects and facility needs for sport and recreation as set out in the previous sections.
- b. Figures 6.1 and 6.2 present the projects split by analysis area, in alphabetical order, with a reference to their potential to be progressed either in the short term (defined as within 2 years approximately), the medium term (defined as within 2-5 years) or longer to progress- for example projects dependent on acquisition of land, the outcome of wider area development planning or large-scale review of options, feasibility and viability.
- c. Figure 6.3 that follows highlights a number of sites which present opportunities for providing or extending community sports. These sites sit outside of the main action plan as further work is required to investigate relevant permission, access, suitability, and funding.
- d. Figure 6.5 identifies those sites that are not identified in figures 6.1- 6.3 (for enhancement or new provision) or 6.4 (opportunity sites) but require protection for community sport through the planning system. The omission of any playing pitch site from this Strategy is not an endorsement by the council, Sport England or the relevant national governing body of that sport of its disposal.
- e. The action plan is a guide to how facilities might be developed, pending funding confirmation and planning permission where necessary, where and whom they might be developed by to meet identified demand, exploit opportunities that may arise and provide sustainable management and operational models often through engaging with either voluntary or commercial partners. A number of project proposals within the strategy are subject to design and cost analysis and for some projects feasibility testing and options appraisals.
- f. Each potential project must be evaluated considering the current situation, as the strategy and action plan sets out the position at the time of writing; so, factors on both the demand and supply side may have changed as well as the cost and viability of the project at the point when an individual project is being considered within the lifespan of this strategy. The action plan should be reviewed and adjusted on an annual basis by the Strategy Steering Group to ensure these factors are taken into consideration.
- g. The immediate priority for Winchester city council, as with many local authorities at the time of this strategy, is to protect and continue to maintain the current level of facilities to ensure no loss of provision during the current challenging time for local authorities. The current pressures on public sector budgets alongside increasing operational costs and capital costs (for maintenance and new facilities) means the council must plan prudently for future needs.
- h. The updates to the Action Plan should in turn inform periodic updates of the council's priorities for investment and future decision on funding either through capital grant and / or financing and budgetary planning.

<b>Figure 6.1 Priorities and actions for playing pitches in Winchester (North)</b>						
<b>Site</b>	<b>Timescale</b>	<b>Facility type</b>	<b>Priority actions</b>	<b>Estimated Cost</b>	<b>Lead</b>	<b>Partners</b>
Arlebury Park	Medium	Football	Deliver PP report recommendations for grass pitches	£8,960 (£3,200 per 11v11, £2,560-9v9)	Alresford Parish council	WCC/ FA / Club
	Short	Rugby	Support the club to renew / extend its licence to use Rugby Pitch 2	No capital costs		WCC / RFU / Club
Cheriton RG	Medium	Cricket	Seek funding for pavilion and NT practice nets improvements	£310,000 (2 team changing with officials) £80,000 (2 lane nets)	Cheriton Parish council	WCC / ECB / Clubs
Green Jackets Ground	Short	Cricket	Renew club lease and seek funding for NTP improvements	£25,000 (NTP)	Club	Landlord / ECB / WCC
Harestock Road	Medium	Football	Seek mitigation for potential loss of match and training provision	TBC	WCC/ DIO	FA
Henry Beaufort School	Short	Football	Resurface 3G AGP to FA Register standard, secure registration and community access	£270,000 + reconfiguration costs	School	WCC / FA
	Medium	Rugby	Explore options/suitability of playing field and ancillary facilities for club age grade/mini Rugby training and/or matches.	No capital costs		WCC / RFU / Clubs
Hunter Park	Medium	Cricket	Seek funding for NT practice nets improvements	£80,000 (2 bays)	Club	Twyford Parish council / ECB / WCC
King George V Recreation Ground	Short (complete)	Cricket	Develop NTP wicket	complete	WCC	ECB
Kings' School	Medium	Hockey	Seek to secure community access for the Hockey club and explore feasibility of a clubroom (as alternative to at Winchester College)	£810,000 (4 team changing plus club room)	School / Club	EH / WCC
		Football	Deliver 3G AGP to FA Registration standard to complement the existing SD Hockey pitch	£900,000	School /FA	WCC
		Rugby	Explore options/suitability of playing field and ancillary facilities for club age grade/mini Rugby training and/or matches	No capital costs		WCC / RFU / Clubs
	Short	Swimming Pool	Support Kings School to repair the ceiling while minimising any disruption to community use. Explore options to secure community use through a formal agreement.	Remediation works completed	Kings School	WCC

<b>Figure 6.1 Priorities and actions for playing pitches in Winchester (North)</b>						
<b>Site</b>	<b>Timescale</b>	<b>Facility type</b>	<b>Priority actions</b>	<b>Estimated Cost</b>	<b>Lead</b>	<b>Partners</b>
Littleton & Harestock Playing Fields	Medium	Cricket	Seek funding for NTP improvements	£25,000	Club	Littleton & Harestock Parish council / ECB / WCC
Old Alresford CG	Short	Cricket	Seek a lease or licence	No capital costs	Club	Landlord / ECB / WCC
Parish Council sites	Short	Football	Hampshire FA and the Football Foundation to undertake PitchPower Assessments with all Parish Council owned sites	No capital costs	FA / Parish Councils	FF
Perins Community School	Short	Football, Rugby	Prepare feasibility for resurfacing of the 3G AGP and whether to FA Register standard only or both FA and WRC standard	£270,000 + reconfiguration costs	School	WCC / FA/ RFU / Clubs
	Medium	Rugby	Explore options/suitability of playing field and ancillary facilities for club age grade/mini Rugby training and/or matches	No capital costs		
Princes Mead School	Short	Sports Hall	Work with Princes Mead School to replace indoor cricket nets for community use and secure provision for community use.	£30k (school estimate)	Princes Mead School	WCC ECB
River Park RG	Medium	Cricket	Seek funding for pavilion and NT practice nets improvements	Funding secured for pavilion £80,000 (2 bays)	WCC	ECB / Clubs
	Short	Football	Seek FF small grants funding for resurfacing	£150,000		FA
	Medium	Rugby	Investigate options to install engineered drainage and improve maintenance	£170,000 per pitch (drainage)		RFU
Riverside Indoor Bowls Club	Long	Bowls	Protect or provide the provision of indoor bowls at Riverside Indoor Bowls Club should the old Riverside Leisure Centre site be redeveloped.	New provision £2,670,000 (6 rinks) excludes club / function area	WCC / Sport England	
Sites to be identified	Short	Swimming Pool	Plan to mitigate against potential loss of community use at the Army Training Regiment (Sir John Moore Barracks) Winchester.	No capital cost	WCC	Sport England, Everyone Active
Sites to be identified	Medium	Boxing	Explore options to relocate Winchester Boxing Club to a larger premises or provide a suitable secondary site.	£885,000 (cost for one court sports hall)	WCC	Winchester Boxing Club
Sites to be identified	Long	Gymnastics	Explore options to deliver a new or expanded dedicated facility to support the needs of gymnastics clubs based around the city centre	£1,005,000 (cost for two court sports hall)	WCC / British Gymnastics	
South Wonston RG	Short	Cricket	Seek funding for NTP improvements	£25,000	South Wonston Parish council	WCC / ECB / Clubs

<b>Figure 6.1 Priorities and actions for playing pitches in Winchester (North)</b>						
Site	Timescale	Facility type	Priority actions	Estimated Cost	Lead	Partners
St Swithun's School	Short	Swimming Pool	Approach St Swithun's School to discuss securing community use through a formal agreement	No capital costs.	School / WCC	Sport England
Stratton Bates	Medium	Football	Deliver PP report recommendations for grass pitches	£6,400	Alresford Parish council	WCC / FA / Club
The Pilgrims School	Medium	Rugby	Explore options/suitability of playing field and ancillary facilities for club age grade/mini Rugby training and/or matches	No capital costs	School	WCC / RFU / Clubs
Various Sites	Short	Sports Hall	Seek opportunities to secure the existing sports hall provision at education sites by negotiating CUAs at Henry Beaufort School, Perins School, and St Swithun's School.	No capital cost	WCC / Education sites	
Winchester Sport and Leisure Park	Short	Sports Hall	Install protective netting at Winchester Sports and Leisure Park to allow indoor cricket to resume on site.	Funding allocated for 2025 provision	WCC	Everyone Active, ECB
			Explore Opportunities with England Handball to host regional tournaments at Winchester Sports and Leisure Park.	No capital cost	England Handball	WCC Everyone Active
Winchester Sports Stadium	Medium	Hockey	Seek to secure funding for upgrade of pitch to EH standard linked to secured community access for the two Hockey clubs	£250,000	University	WCC / EH / Clubs
Winchester College	Short	Swimming Pool	Continue to liaise with Winchester College regarding the delivery and opening of the new pool and safeguard continued community access in the peak period.	No capital cost	Winchester College	WCC
Winchester RFC	Short	Rugby	Investigate options to install engineered drainage and improve maintenance	£170,000 per pitch (drainage)	Club	WCC / RFU

<b>Figure 6.2 Priorities and actions for playing pitches in Winchester (South)</b>						
Site	Timescale	Facility type	Priority actions	Estimated Cost	Lead	Partners
Albany Road Cricket Ground, Bishop's Waltham	Short	Cricket	Renew club lease and seek funding for pavilion and NT practice nets improvements	£310,000 (new 2 team changing plus officials) £80,000 (2 bays)	Club	Bishops Waltham Parish council / ECB / WCC
Ashling Park (King George V PF, Denmead)	Medium	Cricket, Football	Upgrade pavilion	£25,000 to upgrade showers (PC quote)	Denmead Parish council	WCC / FA / ECB / Clubs
	Long	Skate	Support the resurfacing of Ashling Park Skate Park	£190,000 (new provision)	Denmead parish council	WCC

<b>Figure 6.2 Priorities and actions for playing pitches in Winchester (South)</b>						
<b>Site</b>	<b>Timescale</b>	<b>Facility type</b>	<b>Priority actions</b>	<b>Estimated Cost</b>	<b>Lead</b>	<b>Partners</b>
Colden Common RG	Medium	Football	Deliver PP report recommendations for grass pitches	£8,960 (£3,200 per 11v11, £2,560-9v9)	Colden Common Parish council	WCC/ FA / Clubs
Compton & Chandler's Ford CG	Short	Cricket, Football	Renew club lease	No capital costs	Chandlers Ford Parish council	Club / ECB / WCC
Denmead Junior School	Long	Football	Consider the feasibility of provision of changing facilities for community use	£310,000 (new 2 team changing plus officials)	School / FA	WCC
Hoe Road RG	Medium	Football	Upgrade pavilion and accessibility	£310,000 (new 2 team changing plus officials)	Bishops Waltham Parish council	Club / FA / WCC
Hursley Park CG	Short	Cricket	Evaluate the 2 No. NTPs to confirm lifespan	£50,000 (to replace in needed)	Club	Parish council / ECB / WCC
Knowle Community Centre	Medium	Football	Deliver PP report recommendations for grass pitches	£2,560	Hursley Parish council	WCC / FA / Clubs
Meadowside LC	Short	Football	Resurface small sided AGPs	£160,000 (2x 5 aside)	Whiteley Town council	WCC / FA
MOD Southwick Park	Short	Swimming Pool	Investigate options to enhance public hours of availability in the peak period to the MOD pool at Southwick as the only provision in the south of the district.	No capital cost	WCC / MOD	
Meadowside Leisure Centre	Short	Sports Hall	Liaise with Everyone Active to establish the feasibility of extending peak hours at Meadowside Leisure Centre.	No capital cost	WCC / Everyone Active	
	Long		Review and plan for accessibility improvements to Meadowside Leisure Centre.	£100,000 (estimate)	WCC / Everyone Active	Sport England
Paris Council sites	Short	Football	Hampshire FA and the Football Foundation to undertake PitchPower Assessments with all Parish Council owned sites	No capital costs	FA / Parish Councils	FF
Priory Park	Medium	Football	Upgrade pavilion and accessibility	£810,000 (4 team changing plus club room)	Bishops Waltham Parish council	WCC/ FA / Clubs
Soberton RG	Short	Football	Complete grass pitch improvement works	Works in progress	Soberton Parish council	

<b>Figure 6.2 Priorities and actions for playing pitches in Winchester (South)</b>						
Site	Timescale	Facility type	Priority actions	Estimated Cost	Lead	Partners
Swanmore College	Short	Football	Resurface 3G AGP to FA Register standard, secure registration and community access	£270,000	College	WCC / FA
Swanmore Park / New Road PF	Long	Football	Consider the feasibility of provision of changing facilities for community use	£310,000 (new 2 team changing plus officials)	Swanmore Parish council	WCC / FA
West Meon RG	Short	Cricket, Football	Commission PP assessment and implement recommendations	£5,120 (11v11 and 7v7)	West Meon Parish council	Club / ECB / WCC
Wickham CC	Short	Cricket	Renew club lease and seek funding for pavilion improvements	£200,000 (est)	Club	Wickham Parish council / ECB / WCC
Wickham Recreation Ground	Short	Tennis	Explore options to secure use of courts at Wickham Recreation Ground by the club through a lease, licence, or formal agreement	No capital cost	Wickham Parish council Wickham Tennis Club	WCC
Whiteley RG (Meadowside LC)	Medium	Football	Deliver PP report recommendations for grass pitches	£8,960 (£3,200 per 11v11, £2,560-9v9)	Whiteley Town council	FA / WCC

<b>Figure 6.3 Priorities and actions for Sports Facilities in Winchester (District wide)</b>						
Site	Timescale	Facility type	Priority actions	Estimated Cost	Lead	Partners
Sites to be identified	Long	Gymnastics	Work with British Gymnastics and the local clubs to support the ongoing refurbishment needs of facilities in order to maintain the current level of provision.	£50,000 (est. per site)	WCC / British Gymnastics	
All Tennis Sites	Long	Tennis	Work with the LTA to provide support for tennis sites in the area to refurbish courts as required during the lifetime of the strategy.	£17,500 per court.	WCC / LTA / Parish Councils	
Sites to be identified	Long	Padel	Explore options to develop an additional 6 padel courts across the local authority area	£726,000 (£71k per court)	WCC / LTA	
Sites to be identified	Long	Cycling	Deliver interventions to improve cycling infrastructure across the district as outlined in the LCWIP.	£15,000 per site feasibility	WCC / British Cycling	
All Bowls Sites	Short	Bowls	In liaison with clubs, seek to ensure the existing facilities for bowls continue to be maintained to a good quality standard and any facilities issues are identified and the clubs are supported in solving issues.	£8,000 per green average maintenance	WCC / Bowls clubs	Parish councils Bowls England

**Figure 6.4 Opportunities for providing or extending community sports opportunities to be investigated further at the following sites, all pending funding and relevant permissions; all potential opportunities listed are dependent on the support of the site owners/operators**


Site	Timescale	Facility type	Analysis area	Potential actions	Estimated Cost	Partners
Newlands (West of Waterlooville) MDA development	Medium	Cricket	South	Continue to progress plans for 1 new FT pitches with secured use for local clubs	£355,000 for 8 pitch square	WCC / Havant BC / Newlands PC / ECB / lead developer
North Whiteley development	Medium	Football, Hockey, Rugby	South	Continue to progress plans for 2 new AGPs with secured use for local clubs and optimum mix of playing surfaces to best meet the community club needs of the three pitch sports	£1,800,000 (900,000 per pitch)	WCC / Fareham BC / FA / EH / RFU
Peter Symonds College	Medium	Football, Rugby	North	Prepare feasibility for a 3G AGP and need WRC	£15,000 (feasibility) £1,205,000 (WRC 3G)	WCC / College / FA / RFU / Clubs
				Explore options / suitability for community club use of playing field and ancillary facilities for football and age grade Rugby training and/or matches	No capital cost	
Wider Winchester LA area	Long	Football	All	Explore options to deliver additional 2.5 11v11 3G AGPs to meet current and future demand for 3G pitches	£1,175,000 (£470 per pitch)	WCC / FA
Whiteley Town development	Medium	Football	South	Complete feasibility of pitch provision (4 grass or mix of grass and AGP) with secured community use for Whiteley Wanderers and other clubs as possible alternative to upgrade of poor grass pitches as Whiteley RG (Meadowside LC)	£15,000 (feasibility) £900,000 (3G pitch)	Town council / WCC / FA / Club
Winchester College (Gater Field, Ridding Meads PF)	Medium	Cricket, Football	South	Explore options to secure community use of one or more FT Cricket pitches and/or Football pitches.	No capital cost	WCC / College / ECB / FA / Clubs
	Short	Hockey		Secure funding for project with planning consent for a EH standard SD AGP with secured community use. Consider options to provide a suitable clubroom on this site (as alternative to at King's School)	£915,000 (new sand filled) £810,000 (4 team changing and clubhouse)	WCC / College / EH / Clubs

**Figure 6.5 Other playing pitch sites for protection**

Analysis area- North	
Site	Sport (s)
Colden Common Park	Cricket, Football
David Roth Memorial CG	Cricket
Eversley Park	Football
IBM Hursley	Football
John Keble Primary School	Football

<b>Figure. 6.5 Other playing pitch sites for protection</b>	
<b>Analysis area- North</b>	
<b>Site</b>	<b>Sport (s)</b>
King George V Playing Field, Winchester	Cricket, Football
King's School Sports Centre	Cricket
Lord Rank/ Micheldever PF	Football
Micheldever Station RG	Football
Oakwood Park RG	Football
Princes Mead School	Cricket, Football
Pilgrim's School	Cricket
Sparshot College	Football
Sparshot Field	Cricket
The Garrison Ground	Football
The Gratton	Football
Tichborne Park	Cricket
Twyford School	Cricket, Football
<b>Analysis area- South</b>	
<b>Site</b>	<b>Sport</b>
Bearwood Primary School	Football
Broad Lane RG / Swanmore RG	Cricket, Football
Chilcomb SG	Football
Colden Common Park	Cricket, Football
Crawley CG	Cricket
Curdrige CC	Cricket
Droxford RG	Cricket
Durley RG	Football
Hampshire Hogs CG	Cricket
MOD Southwick Park	Football
Owlesbury RG	Cricket
Ridge Meadow	Cricket
Shedfield RG	Cricket, Football
Soberton RG	Football
South Winchester CC	Cricket
Swanmore Primary School	Football
The Holt CG	Cricket

<i>Figure. 6.5 Other playing pitch sites for protection</i>	
Analysis area- North	
Site	Sport (s)
The Meon Hall	Football
Upham RG	Football



Winchester City Council  
Sports Facilities Assessment  
and Playing Pitch Strategy  
2025 – 2040

Section 7: Summary

## 7.1 Summary

- e. Throughout the development of this strategy Winchester city council and key partners have continued to emphasise the importance of facilities for sport and physical activity to improve the health and wellbeing of the local population. Alongside this is the recognition of the vital contribution these facilities make to the local economy and quality of life for all residents, communities, and visitors.
- f. A number of playing pitch priorities have emerged for the council to consider and plan for. Football has grown significantly since the last strategy putting pressure on the facilities in the area. There is a clear need to provide more artificial grass pitches across Winchester, this includes continuing to progress the current planned AGP pitches as well as new ones identified. For Cricket there is a need for at least two new fine turf pitches (of 12 wickets), as well as the additional NTP the council is developing in King George V Playing Field- alongside pitch improvements to support the clubs especially those with large junior sections. The key priority for Hockey is the resurfacing of the sand-dressed pitch at Winchester Stadium for Hockey and retaining access to this and the Kings' School pitch. The two Rugby clubs in the area have high levels of demand for matches and training, which will require further improvements to the existing pitches at the club sites as well as relocation of some training to suitable WRC AGPs in the City.
- g. The Sports Facilities Assessment identified a range of priorities for wider sports facilities that can support clubs to meet demand by their local communities. Sport England's FPM model identified that the current stock of swimming pools is able to meet current and future demand. It is recommended that the council liaise with Winchester College regarding the delivery and opening of their new pool and safeguard any club access in the peak period to mitigate against the loss of swimming provision at ATR Sir John Moore Barracks. The FPM for sports halls also identified that the current and future demand for sports halls could be met with the current stock of facilities. A number of facility needs were identified for other sports, specifically Boxing and Gymnastics, where clubs have outgrown their current facilities or require more appropriate facilities to continue growing. The development and mitigation for loss of facilities, particularly the use of Harestock Road for training, at ATR Sir John Moore Barracks is a priority for the council and the redevelopment of facilities at the site provides an opportunity to meet the needs for specialised facilities and the shortfall of 3G AGPs in the area.
- h. As well as the potential investment identified the overarching need is for the council to protect the overall quantity, maintain the quality and secure availability for the wider community to the existing supply of sports facilities. Within Winchester, like many local authorities, many sports facilities and playing pitches are located on education sites which require new or on-going community use agreements to protect future usage and extend community access where possible.
- i. Alongside direct provision Winchester city council also plays an enabling role in developing better quality facilities by engaging and empowering community organisations through the asset transfer process to potentially independently manage and operate facilities funded through partnerships with Sport England and National Governing Bodies of Sport as well as other funding organisations.
- j. As local authorities continue to manage difficult budget decisions and the challenges of providing both statutory and critical non-statutory services, the important role physical activity has in positively impacting on the health of the nation is even more evident. Investment into the future health and wellbeing of Winchester's residents will be impacted very positively by the priorities highlighted within this strategy. This will be in the form of both protecting the current sports

facilities and playing pitches as well as investing in improved and new facilities where the opportunities arise.

- k. Winchester city council has always recognised and must continue to do so, despite the ongoing challenges, the importance of protecting and investing in accessible and sustainable community sports facilities which play a critical role in providing activities and opportunities and improving the lives and wellbeing of all of their residents.



**CONTINUUM**  
SPORT & LEISURE LTD



Winchester City Council  
Playing Pitch Strategy 2025  
Appendix A  
Assessment of Needs Report  
- Cricket

## Appendix A: Cricket - Assessment of Needs (Stages B and C)

The findings of the assessment of needs for cricket facilities in Winchester are summarised in this appendix to the Playing Pitch Strategy (PPS). Affiliated cricket clubs in Winchester and playing their home fixtures in the area have contributed to this assessment either by submitting an online club survey and/or through in person consultation during site visits. The number of clubs that responded to consultation as part of this process represent 82% of teams playing cricket in the area.

The last playing pitch assessment carried out in 2018 recorded 31 fine turf squares available for community use, 4 fewer than the 35 recorded for this strategy. There has been a change in supply of Non-Turf Cricket Pitches (NTP's) with the previous strategy recording a total of 21 NTP's available for community use, which has increased to 26 NTP's in 2024, with new NTPs being developed at South Winchester Cricket Club in 2022 (1), Twyford School (1) in 2024, and Kings School in 2022 (1). The remaining change in NTP and grass pitch provision is due to the inclusion of Winchester College following consultation with the college confirming some community use on their 2 NTP wickets and 3 grass squares.

### 1. Cricket Supply (Step 1)

The findings of the assessment of supply of cricket facilities in Winchester are summarised in this section and detailed by site, both for fine turf pitches and for non-turf artificial grass pitches (NTP's). The supply side information is generated through standard facility audits based on the visual assessment, grading and playing capacity guidance (as set out by Sport England and the ECB in the national guidance for the development of playing pitch needs assessments) supported by consultation with the Council, Hampshire Cricket and user clubs.

#### 1.1 Cricket Pitches in Winchester

A total of 35 fine turf pitches are identified as available for community cricket in the area in 2025, on 29 playing pitch sites.

There are a further 3 fine turf pitches on sites not currently available for regular community use (New Place Hotel, RAF Worthy Down, Swanmore College). The pitch at New Place Hotel is currently unavailable for community use as the site managers do not believe it is of match standard, however they have confirmed that if there was sufficient interest in the pitch, improvements could be made quickly to make the pitch suitable for regular community use.

There are 10 non-turf pitches on 6 education sites currently available for community use, however these do not provide public access and have reduced community use due to school usage requirements, with a further 2 NTP's on education sites not available for community use (Henry Beaufort School and Perins Community School).

The table below (figure 1.1) outlines the supply, condition, ancillary facilities, and demand for each site available for community use in Winchester. The RAG rating highlights the supply/demand balance of each pitch, with **RED** indicating pitches used at more than capacity, **AMBER** indicating pitches which are used at capacity, and **GREEN** indicating pitches with surplus capacity.

Figure 1.1: Cricket sites in Winchester

Site Name	Analysis Area	Access Security and Ownership	Pitches / wickets	NTP	NT Nets	Pavilion / Changing Rooms	Pitch & Outfield Rating	Pavilion Rating	Fine Turf Capacity (MES pa)	Fine Turf Use (MES pa)	Peak Use (% of cap)	RAG
Albany Road Cricket Ground, SO32 1TG	South	Secure – 1 year remaining on Bishops Waltham CC lease from PC	1 (14)	Y (1) - Good	2 - Poor	Pavilion with 2 male changing rooms, kitchen, clubroom	P - Good O - Good	Poor Club rate 2/5	70	48	69%	Green
Ashling Park (also known as KGV PF - Denmead), PO7 6EH	South	Secure – Parish Council	1 (8)	N	N	Large pavilion with 6 changing rooms and referees room.	P - Standard O - Standard Club rate 4/5	Standard Club rate 4/5	24	10	42%	Green
Broad Lane Recreation Ground / Swanmore Recreation Ground, SO32 2PD	South	Secure – Parish Council	NA	Y (1) - Standard	N	Pavilion with 2 changing rooms with integrated showers in each. Officials changing room with shower.	NA	Standard	NA			
Cheriton Recreation Ground, SO24 0QQ	North	Secure – Parish Council	1 (10)	N	1 - Poor	Small pavilion. No access provided	P - Standard O - Standard	Poor	30	20	67%	Green
Colden Common Park, SO21 1TA	North	Secure – Parish Council	1 (8)	Y (1) - Standard	2 - Standard	Pavilion with changing rooms and club room	P - Standard O - Standard Club rate 5/5 PC rate 1/5	Standard Club rate 5/5	24	20	83%	Green
Compton And Chandlers Ford CC, SO21 2AB	South	Secure - 2 years remaining on Compton and Chandlers Ford SC lease from PC	1 (10)	Y (1) - Good	3 - Good	Pavilion with 4 changing rooms with open shower blocks, club room, accessible toilets.	P - Good O - Standard Club rate 4/5	Standard Club rate 4/5	50	50	100%	Yellow
Crawley Cricket Ground, SO21 2PX	North	Secure – Crawley PC 999 years lease from Phillipi Estate	1 (8)	N	2 - Good	2 changing rooms and a small clubroom.	P - Standard O - Standard Club rate 3/5 PC rate 4/5	Poor Club rate 2/5 PC rate 2/5	24	20	83%	Green
Curdridge Cricket Club, SO32 2HE	South	Secure – Owned by the Reading Rooms and long term lease to Curdridge CC	1 (8)	N	1 - Poor	Pavilion with 2 changing rooms, showers, and clubroom	P - Standard O - Standard Club rate 4/5	Standard Club rate 4/5	24	15	63%	Green

Site Name	Analysis Area	Access Security and Ownership	Pitches / wickets	NTP	NT Nets	Pavilion / Changing Rooms	Pitch & Outfield Rating	Pavilion Rating	Fine Turf Capacity (MES pa)	Fine Turf Use (MES pa)	Peak Use (% of cap)	RAG
David Roth Memorial Cricket Ground, SO21 1EN	North	Secure – Easton & Martyr Worthy CC own the freehold	1 (9)	Y (1) - Good	3 - Good	Large pavilion with storage on the ground floor. No access provided	P - Good O - Good Club rate 5/5	Good Club rate 5/5	45	45	100%	Yellow
Droxford Recreation Ground, SO32 3QR	South	Secure – Parish Council	1 (7)	N	N	Small pavilion with social space and changing rooms. Not accessible.	P - Standard O - Standard PC rate 4/5	Standard PC rate 4/5	21	20	95%	Green
Green Jackets Ground, SO23 9RX	North	Insecure - 5 years remaining on St Cross Symmondians CC lease from St Cross Hospital	2 (16) (8)	Y (1) - Poor	4 - Poor	2 changing pavilions and a main clubhouse. Each changing pavilion has 2 changing rooms with showers and a referee's changing room. Main clubhouse has social areas and is accessible	P - Good O - Good Club rate 5/5	Standard Club rate 3/5	120	120	100%	Yellow
Hampshire Hogs Cricket Ground, SO32 3LG	South	Secure – Hampshire Hogs CC Trust own the site	1 (17)	N	2 - 1x Good, 1x Standard	Pavilion with changing available.	P - Good O - Good	Good	85	80	94%	Green
Hunter Park, SO21 1QU	North	Secure – Twyford CC have 10 years remaining on their lease from PC	1 (16)	N	2 - Poor	Pavilion with 2 changing rooms, 2 referees changing rooms, accessible toilet and shower, and club room	P - Good O - Good Club rate 4/5	Standard Club rate 4/5	80	62	78%	Green
Hursley Park Cricket Club, SO21 2JN	South	Secure – 80 years remaining on Hursley Park CC's lease from a private estate	2 (12) (16)	Y (2) – Standard, Poor	3 – 2x Good, 1x Poor	2 pavilions each with 2 changing rooms, open showers and acc. toilets. Main pavilion has a bar. Separate toilet block in poor condition.	P – Good O – Good Club rate 3/5	Standard Club rate 3/5	140	140	100%	Yellow
King George V Playing Field (KGV), SO23 0QA	North	Secure – Winchester City Council	2 (6) (6)	N	N	New changing pavilion with 6 changing rooms, public toilets, balcony, social area.	P - Good O - Standard	Good	60	18	30%	Green
Kings School Sports Centre, SO22 5PN	North	Education - Unaware of CUA	NA	Y (1) - Good	4 - Standard	No pavilion, but hiring clubs are able to use the 4 changing rooms in the sports centre	NA	Standard	NA			

Site Name	Analysis Area	Access Security and Ownership	Pitches / wickets	NTP	NT Nets	Pavilion / Changing Rooms	Pitch & Outfield Rating	Pavilion Rating	Fine Turf Capacity (MES pa)	Fine Turf Use (MES pa)	Peak Use (% of cap)	RAG
Littleton & Harestock Playing Fields, SO22 6QL	North	Secure – Parish Council	1 (8)	Y (1) - Poor (unplayable)	N	Pavilion with 2 changing rooms, each with showers.	P - Standard O - Standard Club rate 5/5	Standard	24	10	42%	Green
Old Alresford Cricket Ground, SO24 9EB	North	Unsecure – Private ownership with no formal agreement	1 (6)	N	N	Unknown	P – Standard O - Standard	Standard	18	17	94%	Green
Owslebury Recreation Ground, SO21 1LL	South	Secure – Parish Council	1 (4)	N	N	None - PC provide a portable toilet when site in use	P - Standard O - Poor PC rate 5/5	NA	12	10	83%	Green
Princes Mead School, SO21 1AN	North	Education - Unaware of CUA	1 (1)	Y (1) - Standard	N	None	P - Standard O - Standard	NA	3	0	0%	Green
Ridge Meadow, PO7 4TH	South	Secure – Hambledon CC own the site	1 (13)	Y (1) - Good	3 - Poor	Pavilion with 2 changing rooms.	P - Good O - Good	Standard	65	58	89%	Green
River Park Rec Ground, SO23 7DD	North	Secure – Winchester City Council	2 (10) (10)	N	1 - Poor	Pavilion with 4 changing rooms and 2 separate showers.	P - Standard O - Standard	Poor	60	100	167%	Red
Shedfield Recreation Ground, SO32 2JB	South	Secure – Parish Council	NA	Y (1) - Standard	N	Accessible pavilion with 2 changing rooms, cubicle showers, 2 referee changing rooms, large comm. room	NA	Good	NA			
South Winchester Cricket Club, SO21 2JN	South	Unsecure - Seasonal Hire	2 (6)	Y (1) (1) - Both Standard	2 - Standard	Unknown	P - Standard O - Standard Club rate 3/5	Standard Club rate 2/5	18	30	167%	Red
South Wonston Recreation Ground, SO21 3HR	North	Secure – Parish Council	NA	Y(1) - Poor	N	Large pavilion	NA	Good	NA			
Sparsholt Field, SO21 2LU	North	Secure - Sparsholt CC have a 999 year lease from the PC	1 (8)	Y (1) - Standard	2 - Standard	Pavilion with changing on site	P - Good O - Good Club rate 5/5	Standard Club rate 4/5	40	40	100%	Yellow
The Holt Cricket Ground, SO32 1HQ	South	Secure – Owned by Flamingos CC	1 (11)	Y(1) - Standard	N	Small pavilion	P - Standard O - Standard	Standard	33	40	121%	Red
The Pilgrims School, SO23 9LT	North	Education - Unaware of CUA	1 (3)	Y (2) - Good, Standard	N	Pavilion with toilet access	P - Standard O - Standard	Standard	9	0	0%	Green

Site Name	Analysis Area	Access Security and Ownership	Pitches / wickets	NTP	NT Nets	Pavilion / Changing Rooms	Pitch & Outfield Rating	Pavilion Rating	Fine Turf Capacity (MES pa)	Fine Turf Use (MES pa)	Peak Use (% of cap)	RAG
Tichborne Park, SO24 0PN	North	Secure – Club lease from private estate	1 (10)	Y (1) - Unknown	1 - Poor	Pavilion on site	P - Standard O - Standard	Standard	30	40	133%	Red
Twyford School, SO21 1NW	North	Education - Unaware of CUA	1 (9)	Y (2) - Good	4 - Good	Changing and toilet available in school	P - Good O - Good	NA	45	5	11%	Green
West Meon Recreation Ground (The Rec), GU32 1LH	South	Secure – Parish Council	1 (4)	N	1 - Poor (unplayable)	Pavilion shared between the Multi Sports Club. Small clubroom, terrace facing the cricket pitch.	P - Poor O - Standard Club rate 5/5	Good Club rate 5/5	0	10	NA	Red
Wickham Cricket Club, PO17 6HX	South	Unsecure – Wickham CC have 3 years remaining on their lease from the Rooksbury Estate	1 (10)	N	N	Prefab pavilion with 2 changing rooms, kitchen, and small clubroom. No showers	P - Good O - Good Club rate 3/5	Poor Club rate 3/5	50	30	60%	Green
Winchester College (Gater Field), SO23 9QG	North	Education - Unaware of CUA	0	Y - 2 (Good)	N	Pavilion with changing rooms	NA	Standard	NA			
Winchester College (Ridding Meads Playing Fields), SO23 9PG	North	Education - Unaware of CUA	3 (13) (18) (10)	Y (2) - Good	10 - 6 Good, 4 Standard	Pavilion with changing rooms	P - Good O - Good	Standard	205		0%	Green

## 1.2 Junior Pitches

In general, the clubs with junior sections set aside one strip on the main square for junior matches requiring shorter dimensions and/or use of the non-turf pitches where these are available on their grounds. At most sites, Kwik cricket for younger children is generally played on temporary pitches set up on a mown strip in the outfield (or several strips around the outfield in the event of Kwik cricket tournaments and festivals). Most sites with NTP wickets have different markings for each age group to allow for regulation bowling lengths.

## 1.3 Closed Sites

There are three sites in the city, Southern Water, Durley CC, and Stratten Bates, which previously had cricket squares but have now been closed. These sites were not recorded as having community use in the previous 2018 strategy.

## 1.4 Non-Turf Pitches (NTPs)

In the younger age groups (U10 to U13), some hardball match play takes place on non-turf pitches (NTPs). Currently, Twyford CC are the only club with a youth section in the local authority area who do not have access to an NTP wicket to support their youth teams. All 8 other clubs with youth sections have access to an NTP on their main site.

NTPs are also used for training and adult play including most short format friendly games between non-traditional single team clubs without a secured home ground. There are 26 NTP's across the city. The majority are in a good condition allowing up to 60 match equivalent sessions (MES) for adults, with the exception of the NTPs at the Green Jackets Ground, Littleton & Harestock Playing Fields, and South Wonston Rec which are in a poor condition and need upgrading. Not included in the number above are the NTP's at Henry Beaufort School, Perins Community School, RAF Worthy Down, and MOD Southwick as these do not have any community use.

## 1.5 Non-Turf Practice Nets

There is a mix in quality of non-turf practice nets which are available at 20 sites in city, only 3 of which are on education sites. The quality rating of nets across the district are mostly evenly split, with 21 NT nets being rated as 'good' and 17 being rated as 'poor'. Of those that are rated 'poor' all are located on club, parish council, or city council managed sites, whereas half of the 'good' quality facilities are on education sites, which offer reduced community access. Twyford Parish Council and Twyford CC have been in discussions about replacing the current poor quality nets at Hunter Park and upgrading the nets at Albany Road Cricket Ground is a key priority for Bishops Waltham CC. Clubs without non-turf net systems rely on mobile net cages for practice on NTP wickets or on one of the fine turf strips.

**Figure 1.2 – Non-turf permanent net systems: locations and quality**

Location	Ownership	No. of Lanes	Quality
Albany Road Cricket Ground	PC (Leased to club)	2	Poor
Cheriton Recreation Ground	PC	1	Poor
Colden Common Park	PC	2	Standard
Compton And Chandlers Ford CC	PC (Leased to club)	3	Good
Crawley Cricket Ground	PC (Leased from private estate)	2	Good
Curdridge Cricket Club	Private (Leased to club)	1	Poor
David Roth Memorial Cricket Ground	Club	3	Good
Green Jackets Ground	Private (Leased to club)	4	Poor
Hampshire Hogs Cricket Ground	Club	2	1x Good, 1x Standard
Hunter Park	PC (Leased to club)	2	Poor
Hursley Park CC	Private (Leased to club)	3	2x Good, 1x Poor

South Winchester Cricket Club	Private (seasonal hire)	2	Standard
Kings School Sports Centre	Education	4	Standard
River Park Rec Ground (Prev known as River Park Rec)	Winchester City Council	1	Poor
Ridge Meadow	Club	3	Poor
Sparsholt Field	PC (leased to club)	2	Standard
Tichborne Park	Private (leased to club)	1	Poor
Twyford School	Education	4	Good
West Meon Recreation Ground (The Rec)	PC	1	Poor
Winchester College (Ridding Meads Playing Fields)	Education	10	6x Good, 4x Standard
<b>Total</b>		<b>53</b>	<b>21x Good, 15x Standard, 17x Poor</b>

### 1.6 Indoor Cricket Competitions and Indoor Practice Nets

Indoor Cricket is popular in Winchester and across Hampshire County as a whole. Within Winchester, a volunteer organised indoor cricket league is hosted at Winchester Sport and Leisure Park for juniors. The South Hampshire Indoor Cricket League is hosted at Places Leisure Eastleigh and has divisions for men's, women's, and junior teams.

Winchester Sport and Leisure Park previously provided indoor cricket net facilities however availability has been reduced due to damage caused by hard cricket balls. Many clubs missed out on hiring these facilities in the 2024 Winter season as the appropriate protection has not yet been implemented, however indoor cricket is set to resume in 2025 following the final price of installing protective netting being agreed. Winchester College developed their new Sports Centre in 2024, which has 8 indoor cricket lanes. Community use of the facilities at the new Sports Centre started in 2025.

There are a number of sites within a 20 minute driving catchment of Winchester that provide indoor cricket facilities, including The Utilita Bowl, Dummer Cricket Centre, and Eversley Indoor Cricket Centre. These sites are likely to absorb some demand for indoor cricket training from Winchester Clubs during the winter season.

Indoor sports hall space is in high demand across the area as the main constraint on cricket hires is the competing demand from sports hall team sports and badminton, these are all year-round activities whereas demand for indoor cricket nets is generally limited to peak evening or weekend slots from January to March and therefore disruptive to the core programme and income. Maintaining facilities for indoor cricket is also demanding for facility operators.

There are indoor practice nets available for community use at the following sites:

- Henry Beaufort School
- Perins Community School
- Princes Mead School (end of life and require replacing)
- Winchester Sport and Leisure Park (2025)
- Winchester College (2025)

### 1.7 Facilities for Non-Traditional Forms of Cricket

Hampshire Cricket is working alongside the ECB towards the aim of inspiring a new generation to say that 'Cricket is a game for me', with one of their aspirations by 2028 being to become the most inclusive team sport.

Hampshire Cricket are currently developing a new countywide strategy for 2025-29 which will aim to support clubs and the growth and development of cricket in the county.

Non-traditional facilities range from non-turf pitches (NTPs) for organised cup and league 20-over matches and 'Last Man Stands' (games of approximately 120 minutes for teams of 8 players played in public parks) down to hard-court Multi Use Games Areas (MUGAs) for informal games of 'Cage Cricket' using a softball or a tapeball (a tennis ball wrapped in tape). There are no 'Last Man Stands' leagues within reasonable travel time of Winchester.

### **1.8 Local Authority Owned Sites with Cricket Pitches for Hire:**

Winchester City Council (WCC) own 2 cricket sites with 4 pitches and 32 wickets, all of which are available to book through the council website. The council do not currently lease any of their cricket pitches to community clubs or organisations.

### **1.9 Parish Council Owned Sites:**

There are 10 grass pitches and 7 NTPs across 13 sites owned by parish / town councils, with 3 sites, Albany Road Cricket Ground, Compton and Chandlers Ford CC, and Hunter Park being leased out to community clubs or organisations.

### **1.10 Club Owned Sites:**

There are 4 sites owned by clubs in Winchester, the Hampshire Hogs Cricket Ground, The Holt Cricket Ground, David Roth Memorial Cricket Ground, and Ridge Meadow.

### **1.11 Cricket Pitches with Other Ownership Agreements:**

There are 7 sites with 9 pitches which have other ownership arrangements in Winchester, these includes sites which are leased from private estates, privately owned and hired by clubs, and owned by other community organisations and leased to cricket clubs.

### **1.12 Cricket Pitches on Education Sites:**

There are 6 grass pitches and 10 NTPs based on education sites including, Kings School Sports Centre, Princes Mead School, The Pilgrims School, Twyford School, and 2 separate sites at Winchester College.

Community club access and use of privately owned or education sector playing fields is deemed 'unsecured' where a club has no legally enforceable right of access agreement in place for more than a year or where their lease has 5 or fewer years remaining. None of the educational sites in WCC provide a permanent home ground to cricket clubs, however some are available for community bookings, and some provide nets for training.

### **1.13 At Risk Sites**

There are no pitches in Winchester deemed to be at risk of being lost to development, however there are a number of sites with leases expiring within the next 5 years at the time of reporting, including:

- Albany Road Cricket Ground – Bishops Waltham CC's lease expires in 1 year.
- Compton and Chandlers Ford CC – Compton and Chandlers Ford Sports Club's lease on the site expires in 2 years.
- Green Jackets Ground – St Cross Symmondians CC's lease expires in 5 years.
- Old Alresford Cricket Ground – No formal agreement between private landowner and Hampshire Cricket or Millers CC
- Wickham Cricket Ground – Wickham CC's lease expires in 2 years.

Whilst many of these clubs are expecting to renew their leases, the uncertainty over future secure lease will prohibit them from accessing many funding opportunities. Where the lease is from Parish or City Council, the site is considered secure for community sport but not secure for the club. Sites owned by private estates, education sites, or other ownership are considered unsecure if the lease expires within 5 years.

### 1.14 Opportunity Sites for Cricket

Winchester City Council are developing a new NTP at King George V Playing Fields as a priority project in the area to enhance cricket facilities at the site.

A potential new ground has been identified to be developed in 2026 as part of the Newlands (West of Waterlooville) MDA development, part of which will fall within the Winchester local authority boundary. Management of the site will be determined in future years between Winchester City Council, Havant Borough Council and Newlands Parish Council. The new ground is proposed to have 2 pitches and will likely service residents in the south of Winchester.

### 1.15 Pitch Quality

The table below shows the quality of pitches within the study area based on their operation.

**Figure 1.3 – Pitch square and outfield quality and operation**

Rating	Club managed		City Council Managed		Parish Council Managed		Education Managed		Privately Managed		Total	
	Pitch	Outfield	Pitch	Outfield	Pitch	Outfield	Pitch	Outfield	Pitch	Outfield	Pitch	Outfield
Good	12	11	2				4	4			18	15
Standard	3	4	2	4	7	7	2	2	2	2	16	19
Poor					1	1					1	1
<b>Total</b>											<b>35</b>	<b>35</b>

The cricket pitches (squares) and outfields in the local authority area that are managed by clubs are, in the main, maintained to a good quality standard (assessed by means of a combination of visual inspection, umpire ratings and club survey feedback) with city, town, and parish council managed sites to a standard quality. There is one pitch deemed to be in poor condition at West Meon Recreation Ground.

Where pitches are good, but outfields are rated as ‘standard quality’ this is due partly due to shared use with football or Rugby or issues with dogs or other animals or informal use on open access recreation grounds (e.g., Compton and Chandlers Ford CC or River Park Rec).

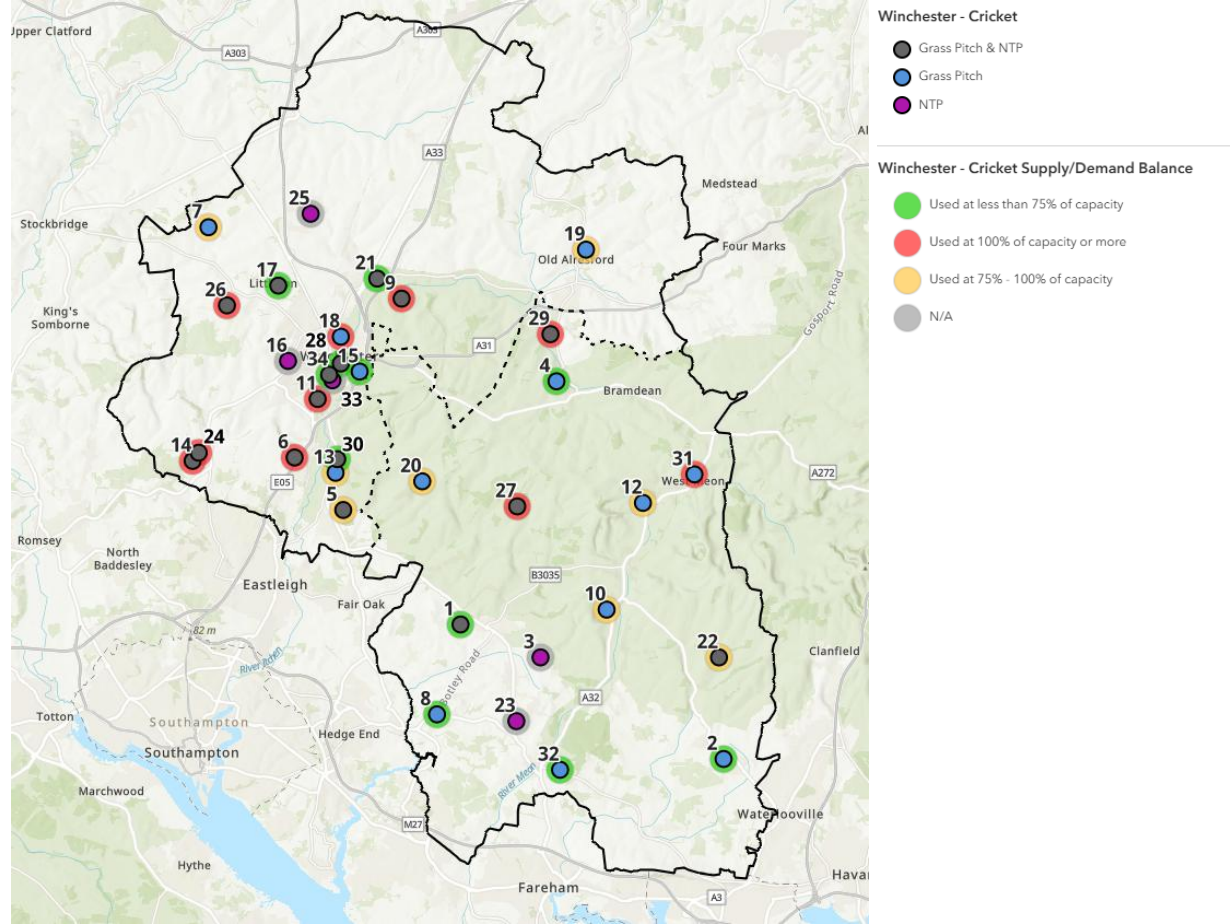
Generally, where clubs are responsible for maintaining a square and have access to a trained professional or experienced volunteer grounds person, the pitch quality tends to be a higher quality than at Council owned sites without a partnership agreement with the hiring club that includes a maintenance clause. Similarly, the open access / shared use nature of recreation ground sites renders cricket pitches on these sites more vulnerable to incidences of damage and acts of vandalism than at sites where access is controlled. Issues with maintaining high quality pitches on open access council sites is a common issue in any area.

Pitches rated as poor quality are deemed to not have any capacity for cricket, so it is important these squares are improved. For those pitches that are generally maintained to a standard quality there is some scope to increase the playing capacity of the existing supply by improving the quality of the pitches used by cricket clubs and teams based in Winchester but this would require an increase in maintenance budget which is already under significant pressure due to the wider budget pressures for all council structures.

### 1.16 Distribution of Cricket Sites

Figure 1.4 shows the distribution of fine turf and non turf pitch cricket sites across Winchester which are available for community use. This shows that there are cricket facilities in each of the area analysis areas and most of the residents live within a reasonable distance of a community cricket pitch. There is a significant concentration of pitches around the city centre, where the population density is greatest.

Figure 1.4 – WCC Cricket Site Distribution



Key	Site	Postcode	Key	Site	Postcode
1	ALBANY ROAD CRICKET GROUND	SO32 1TG	18	RIVER PARK REC GROUND (PREV KNOWN AS RIVER PARK REC)	SO22 6QL
2	ASHLING PARK (ALSO KNOWN AS KGV PF - DENMEAD)	PO7 6EH	19	OLD ALRESFORD CRICKET GROUND	SO23 7DD
3	BROAD LANE RECREATION GROUND / SWANMORE RECREATION GROUND	SO32 2PD	20	OWSLEBURY RECREATION GROUND	SO24 9EB
4	CHERITON RECREATION GROUND	SO24 0QQ	21	PRINCES MEAD SCHOOL	SO21 1LL
5	COLDEN COMMON PARK	SO21 1TA	22	RIDGE MEADOW	SO21 1AN
6	COMPTON AND CHANDLERS FORD CC	SO21 2AB	23	SHEDFIELD RECREATION GROUND	PO7 4TH
7	CRAWLEY CRICKET GROUND	SO21 2PX	24	SOUTH WINCHESTER CRICKET CLUB	SO32 2JB
8	CURDRIDGE CRICKET CLUB	SO32 2HE	25	SOUTH WONSTON RECREATION GROUND	SO21 3HR
9	DAVID ROTH MEMORIAL CRICKET GROUND	SO21 1EN	26	SPARSHOLT FIELD	SO21 2LU
10	DROXFORD RECREATION GROUND	SO32 3QR	27	THE HOLT CRICKET GROUND	SO32 1HQ
11	GREEN JACKETS GROUND	SO23 9RX	28	THE PILGRIMS SCHOOL	SO23 9LT
12	HAMPSHIRE HOGS CRICKET GROUND	SO32 3LG	29	TICHBORNE PARK	SO24 0PN
13	HUNTER PARK	SO21 1QU	30	TWYFORD SCHOOL	SO21 1NW
14	HURSLEY PARK CRICKET CLUB	SO21 2JN	31	WEST MEON RECREATION GROUND (THE REC)	GU32 1LH
15	KING GEORGE V PLAYING FIELD (KGV)	SO21 2JN	32	WICKHAM CRICKET CLUB	PO17 6HX
16	KINGS SCHOOL SPORTS CENTRE	SO23 0QA	33	WINCHESTER COLLEGE (GATER FIELD)	SO23 9QG
17	LITTLETON & HARESTOCK PLAYING FIELDS	SO22 5PN	34	WINCHESTER COLLEGE (RIDGING MEADS PLAYING FIELDS)	SO23 9PG

### **1.13 Access to Facilities**

The population of Winchester is well served by the spread of facilities identified in figure 1.4, with areas of high population density having access to a greater number of cricket pitches. More rural, less densely populated areas are still well serviced by a good distribution of facilities. Sport England's Active Places Area Access Tool highlights that 100% of the Winchester population live within sport England's recommended 20-minute driving catchment of a cricket pitch. On average, the nearest cricket pitch is only 0-5 minutes from the population, with 87% being able to drive to a cricket pitch within this time.

### **1.14 Cricket Supply of Relevance in Neighbouring Local Authorities**

92% of the population's nearest facility is within the Winchester authority boundary, meaning 8% of the population are closer to facilities outside of the district. These sites are identified by the Area Access tool and are listed below.

- Longparish Cricket CC (North, Test Valley)
- Ropley Recreation Ground (East, East Hampshire)
- Waterlooville Recreation Ground (South, Havant)
- Purbrook Heath (South, Havant)
- Locks Heath Recreation Ground (South, Fareham)
- Burr ridge Recreation Ground (South, Fareham)
- Lapstone Playing Fields (West, Eastleigh)

## 2. Cricket Demand (step 2)

Findings relating to cricket pitch demand in Winchester are summarised below.

### 2.1 Cricket Clubs and Teams

In the 2024 cricket season, 25 clubs were identified through consultation as being active in Winchester. These clubs, their teams and where they play are shown in figure 2.1.

**Figure 2.1- Open Age Cricket Expressed Demand in Winchester Based on 2024 Affiliation Data**

Cricket clubs	Adult teams	Youth teams	Home ground(s)	Other grounds used
Bishops Waltham CC	3	7	Albany Road Cricket Ground, SO32 1TG	The Holt, SO32 1HR
Colden Common CC	2	0	Colden Common Park, SO21 1TA	None
Compton & Chandlers Ford CC	5	13	Compton & Chandlers Ford CC, SO21 2AB	King George Playing Field (KGV), SO23 0QA Thornden School, SO53 2DW
Crawley Crows CC	2	0	Crawley Cricket Club, SO21 2PX	Test Valley School, SO10 6HA
Curdridge CC	1	0	Curdridge Cricket Club, SO32 2HE	None
Denmead CC	1	0	Ashling Park (King George V Playing Fields, Denmead), PO7 6EH	None
Easton & Martyr Worthy CC	5	9	David Roth Memorial Cricket Ground, SO21 1EN	River Park Recreation Ground, SO23 7DD
Hambledon CC	4	10	Ridge Meadow, PO7 4TH	Broadhalfpenny Down PO8 0UB
Hursley Park CC	10	14	Hursley Park CC, SO21 2JN	None
Littleton & West Hill CC	1	0	Littleton & Harestock Playing Fields, SO22 6QL	None
Milbury's CC	1		The Holt, SO32 1HR	None
Millers CC	1	0	Old Alresford Cricket Ground, SO24 9EB	None
Owslebury CC	3	0	Owslebury Recreation Ground, SO21 1LL	None
Scrummagers CC	1	0	River Park Recreation Ground, SO23 7DD	None
South Winchester CC	3	8	South Winchester Cricket Club, SO21 2JN	River Park Recreation Ground, SO23 7DD
Sparsholt CC	3	12	Sparsholt Field, SO21 2LU	Leckford Cricket Club, SO20 6JF
St Cross Symmondians CC	9	17	Green Jackets Ground, SO23 9RX	Cheriton Recreation Ground, SO24 0QQ
Tichborne Park CC	2	6	Tichborne Park, SO24 0PN	None
The Arbour XI CC	1	0	River Park Recreation Ground, SO23 7DD	None
Twyford CC	3	4	Hunter Park, SO21 1QU	None
Ultra Clean CC	2	0	River Park Recreation Ground, SO23 7DD	None
Wessex Health CC	2	0	River Park Recreation Ground, SO23 7DD	None
West Meon Sports Club	1	0	West Meon Recreation Ground (The Rec), GU32 1LH	None
Wickham CC	3	0	Wickham Cricket Club, PO17 6HX	Southampton University, SO17 1BJ
Willow Tree CC	2	0	River Park Recreation Ground, SO23 7DD	None

9 clubs provide opportunities for juniors to play competitive cricket –Bishops Waltham CC, Compton & Chandlers Ford CC, Easton & Martyr Worthy CC, Hambledon CC, Hursley Park CC, South Winchester CC, Sparsholt CC, St Cross Symmondians CC, Tichborne Park CC, and Twyford CC. 7 clubs provide girls specific teams South Winchester CC, Compton & Chandlers Ford CC, Easton & Martyr Worthy CC, Hambledon CC, Hursley Park CC, Sparsholt CC, and St Cross Symmondians CC. All these clubs provide junior 'All Stars' and/or 'Dynamos' sessions supported by Hampshire Cricket, or a similar club based junior programme.

The number of clubs in the area from has remained consistent since the last strategy, at 25 clubs, whilst the number of teams across all formats of the game has increased significantly from 147 teams to 168 teams. The number of adult male teams have increased by 3 teams, there are also an additional 4 women's teams (+50%). The number of youth teams has also grown with an additional 16 junior teams (+20%). The previous strategy did not identify whether junior teams were male or female.

In total it is estimated that, in the 2024 season, there were 60 men's/mixed teams (aged 18+), 12 women's teams, 72 boys'/mixed teams (aged 7-18), and 24 youth girls teams (aged 7-18), playing cricket matches in Winchester, mainly at weekends. A large proportion of these teams also train on a midweek evening in season and most of the senior teams will also train indoors pre-season in January - March.

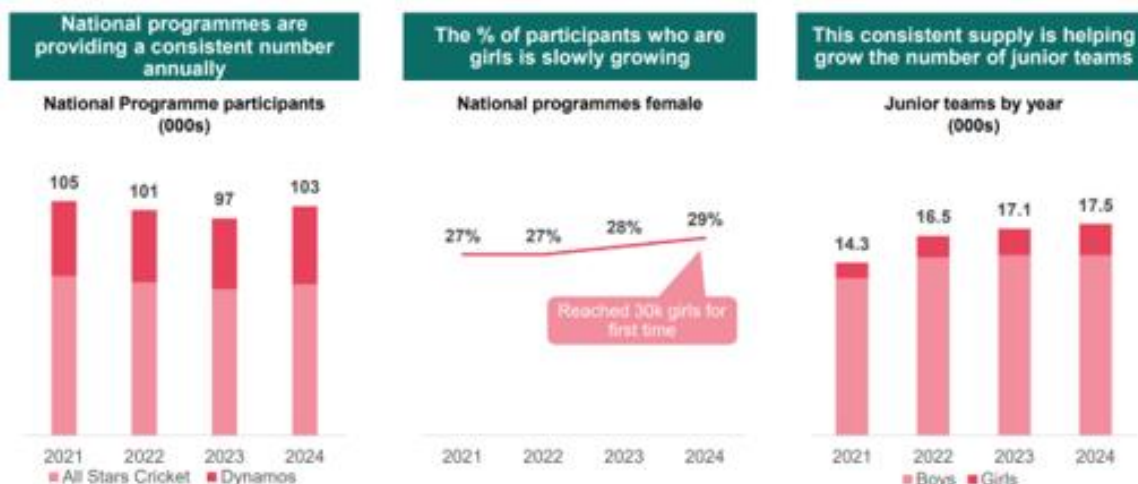
## 2.2 Active Lives Survey

The most recently published findings of the national Active Lives Adult Survey<sup>1</sup> showed that self-reported regular participation (i.e., taken part at least twice in the last 28 days) in cricket in England by adults (aged 16+) has decreased from 0.8% in November 2021-2022 to 0.7% in November 2022-2023. If cricket participation in the study area was at the national average (i.e., 0.7%), this would indicate around 893 adults (aged 16+) living in the area play cricket out of a 16+ adult population of approximately 127,500. This playing population considers both regular club participation and regular informal recreational play in parks and hired facilities, and Winchester residents who participate outside of the city.

With approximately 72 adult teams currently, the 'adult' cricket club playing membership in the area is close to 1,080 players (assuming an average of 15 squad players per team). Assuming the total adult cricket participation in Winchester is in line with the national average of 0.7%, this suggests that approximately 20% of total regular adult cricket participation is imported from neighbouring local authorities.

The most recent ECB data shows that national programmes are providing a consistent numbers of participants annually, however the % of participants who are girls is also increasing by approximately 1% per year. 2024 marked the first year in which the number of girls participating in national programmes exceeded 30,000. The number of junior teams (U16 and younger) has also been increasing every year, reaching 175,000 nationally in 2024 (figure 2.2).

Figure 2.2: ECB data for national programmes and junior cricket teams



<sup>1</sup> Active Lives Adult Survey Nov 2022-23, Sport England

### 2.3 Casual Cricket Demand

Demand for less formal forms of play - using free to use net systems and non-turf facilities in public parks, as well as the use of hard-surface areas such as MUGAs, streets, footpaths and hard standing areas on housing estates - is a growing feature of cricket demand nationally, particularly among teenagers and young adults in the Black, Black/British, Asian and Asian/British minority ethnic (BME) communities.

Whilst the population of Winchester is predominately White British (93.6%)<sup>2</sup>, the provision of facilities for free to access casual play across the area could help to increase cricket activity among diverse participant groups and groups of friends and families. The parks and green spaces across Winchester provide opportunities for informal cricket participation, with many areas not being marked for sports use. There are also areas of public parks that are used for grass pitch sports which either have unmarked areas or areas marked out specifically for informal sport such as Colden Common Park, Littleton & Harestock Playing Fields, and Cheriton Recreation Ground.

The NTPs and practice net facilities at council owned cricket sites are available for public use, such as those at Hunter Park, Colden Common Park, and River Park Recreation Ground. There is provision for informal forms of cricket in the area on NTPs at club sites, however availability is limited by club activities.

It would be worth the City Council and Parish Councils investigating the feasibility of providing more publicly accessible provision for casual cricket, particularly in more diverse areas of the City, and seeking to improve the quality of those already available, as many of the practice nets on City Council / Parish Council owned sites are poor quality (e.g. Hunter Park, Cheriton Recreation Ground, River Park Recreation Ground, and West Meon Recreation Ground).

### 2.4 Displaced/Imported Demand

From the consultation carried out, it was found that one club based in Winchester is reliant on using facilities outside of the city. Sparsholt CC use the Leckford CC pitch located in Test Valley as a secondary pitch to supplement their main site.

### 2.5 Unmet / Latent Demand

There was no identified unmet demand in the area, but clubs highlighted ambitions for growth to meet perceived latent demand, e.g., teams that could be created if additional pitch provision was available. This information is drawn from the club consultation surveys carried out from July to December 2024 and therefore only includes those clubs that completed the survey. Conversion of this perceived latent demand into new teams will depend on these clubs engaging sufficient volunteer team managers and coaches as well as securing suitable pitches to play and train on in the peak period.

8 clubs outlined their aspirations to grow their club in the next 3 years. Figure 2.3 outlines the growth aspirations of these clubs, and it is apparent that there is latent demand in the area for youth and girls cricket.

**Figure 2.3: WCC Cricket Clubs - Self-Reported Team Growth Plans**

Club	Growth Aspirations
Hambledon CC	Develop current girls softball and friendly teams to hardball league teams. Enter women's softball league instead of just friendlies.
Bishops Waltham CC	Increase the number of adult teams.

<sup>2</sup> 2021 census

Club	Growth Aspirations
Easton & Martyr Worthy CC	Plans not specified, however aspirations to grow were noted
Crawley Crows CC	Capitalise on the clubs new nets to attract more players.
Compton & Chandlers Ford CC	Planning to introduce a ladies league team.
Hursley Park CC	Planning to accommodate more disability cricket.
Twyford CC	Planning to expand their ladies section to hard ball cricket.
South Winchester CC	Plans not specified, however aspirations to grow were noted

Subject to clubs being able to recruit volunteers, if each club with plans to grow were able to deliver an additional 1 – 2 teams, this would generate an additional 8-16 teams within Winchester.

## 2.6 Trends in Demand for Team Cricket

Nationally the ECB has reported significant growth in women and girls participation between 2019-2022, with clubs who have an existing women's section reporting a growth of 50% and double the amount of fixtures. Hampshire Cricket report growth in all areas of the game, including disability cricket.

This is reflected in Winchester with the increase in teams in the area and several clubs reporting growth in their junior section, including women and girls, as well as introducing midweek formats and mixed teams with friendly only fixtures to provide more flexible formats of the game, catering for people's busy lifestyles. Since the previous strategy there has been a total increase of 20 cricket teams across Winchester, with the greatest increase being reported in adult women's teams (growing from 8 teams in 2018 to 12 teams in 2024, a 50% increase).

### 3. The Situation at Individual Cricket Sites (Step 4)

The fine turf cricket pitches were assessed during the 2024 season. All the sites were assessed using the methodology established by Sport England and the ECB in the published Playing Pitch Strategy Guidance and Appendices (2013) - i.e., a non-technical visual site assessment.

The findings of the site-specific audit assessments were reviewed with representatives of Hampshire Cricket and ratings for each agreed as a basis for comparison of the amount of play each site can accommodate (i.e., site carrying capacity) against the amount of play that takes place. Carrying capacity is a measure of the number of match equivalent sessions per season for community use each pitch can take without adversely affecting its quality and use. It was agreed with the ECB representative to adopt the following pitch carrying capacities according to each quality rating to be consistent with the approach adopted in similar assessments in other areas:

**Figure 3.1: Cricket Pitch Carrying Capacity**

Pitch Quality Rating	Carrying Capacity - Match equivalent sessions per prepared fine turf wicket (strip) per season
Good	5
Standard	3
Poor	0

The site-specific audit assessments (Figure 1.1) details the situation at each cricket site with regard to:

1. *Pitch supply* (including the quality ratings) and conclusions reached as to the amount of play a site can accommodate (i.e., it's carrying capacity for community use).
2. *The amount of play that takes place at each site* (i.e., the expressed demand) adjusted to reflect any casual or education use in addition to club use for matches and training.
3. *The comparison* (shown as a RAG rating) as to whether, for each pitch type it contains, a site is:
  - **RED** - Being overplayed (current use exceeds the carrying capacity)
  - **AMBER** - Being played to the level the site can sustain, or
  - **GREEN** - Potentially able to accommodate some additional play (current use falls significantly below the carrying capacity)

Five sites (listed below) are highlighted from the audit as a **RED** rated site where the available fine turf cricket pitches are considered to be played at or over their estimated carrying capacity based on the size of the square (i.e., number of wickets/strips) and the assessed quality of the square.

- South Winchester Cricket Club
- River Park Recreation Ground
- West Meon Recreation Ground
- The Holt Cricket Ground
- Tichborne Park

Four sites (listed below) from the audit are rated as **AMBER** indicating that the majority of the available natural turf pitches are played very close to their playing capacity:

- Compton & Chandlers Ford Cricket Club
- David Roth Memorial Cricket Ground
- The Green Jackets Ground
- Sparsholt Field

Nineteen sites (listed below) from the audit are rated as **GREEN** indicating that the majority of the available natural turf pitches are played at less than their playing capacity:

- Albany Road Cricket Ground
- Ashling Park
- Cheriton Recreation Ground
- Colden Common Park
- Crawley Cricket Ground
- Curdrige Cricket Club
- Droxford Recreation Ground
- Hampshire Hogs Cricket Ground
- Hunter Park
- King George V Playing Field
- Littleton & Harestock Playing Field
- Old Alresford Cricket Ground
- Owslebury Recreation Ground
- Princes Mead School
- Ridge Meadow
- The Pilgrims School
- Twyford School
- Wickham Cricket Club
- Winchester College

## 4. The Current and Future Picture of Provision for Cricket (Step 5)

### 4.1 Current

Overall, the assessment of facility needs shows that the majority of fine turf pitches in the area being played below their maximum. However, 17/29 fine turf sites are being played at more than 80% of their capacity offering little opportunity for increased community usage. Whilst there are 12 sites currently operating at less than 80% capacity, only 5 sites in the local authority area have capacity to cater for additional usage during peak periods. This does not include Winchester College, which is not currently used by any community clubs, only for Hampshire Cricket junior training and as overflow for Hampshire Cricket men's team. With 3 fine turf pitches and 2 NTP wickets, securing consistent community use of these facilities would greatly increase the supply of cricket facilities in the city centre. The square West Meon Recreation Ground was rated as poor and as such is deemed to have no capacity for use.

At the time of consultation, the supply of accessible indoor practice nets in the study area was noted as being insufficient with clubs often reporting difficulty in booking sessions at convenient times and locations within the area, with many clubs travelling outside of Winchester to access indoor nets. This is likely to be alleviated in 2025 due to nets at Winchester Sport and Leisure Park and Winchester College becoming available for use. The non-turf practice net systems in the area are generally evenly split in terms of quality, with 21 being rated as 'good' quality and 17 being rated as 'poor' quality, however half of the good quality nets are located on education sites which may have limited hours of availability for community users.

5 pavilions were rated as poor and requiring various levels of investment to bring them up modern standards, listed below:

- Albany Road Cricket Ground
- Cheriton Recreation Ground
- Crawley Cricket Ground
- River Park Recreation Ground (redevelopment of the pavilion is underway at the time of reporting)
- Wickham Cricket Club

There are also a number of pavilions rated as 'standard' which require improvements to parts of the facilities. This may include general refurbishment, increased storage, or redevelopment of specific facilities. For example, the pavilion at Hursley Park CC is rated as 'standard' however the toilet block at the main pavilion is separate to the main building and of poor quality. With the size of the club, they have also expressed an interest in developing separate changing blocks for each pitch, with a separate clubhouse with a bar and kitchen.

Following site visits to assess ancillary facilities, it was identified that many of the ancillary facilities in the area are unsuitable for women's and girls' cricket and may be preventing further growth of female cricket at clubs. Some clubs have noted that improvements are needed to their pavilion to accommodate women and girls provision such as providing additional changing rooms to allow men's and women's matches to be played at the same time or improved privacy and access to showers and toilet facilities. Pavilions with unsuitable floor plans (e.g. shared shower blocks between changing rooms), unsafe access, or lines of sight from the changing rooms restrict women's and girls' teams from using the facilities and prevent clubs from providing equal opportunities for all.

### 4.2 Future

To estimate the potential impact of population growth over the strategy period to 2040 on the need for cricket pitch capacity in the peak period, Sport England's Playing Pitch Calculator (PPC) tool has been

used to determine the demand likely to be generated in the future based on population growth. To meet cricket demand from 7,331 additional residents (as currently forecast<sup>3</sup>) and assuming current levels of cricket demand by age group for matches and training in the peak period, the PPC indicates that the equivalent capacity of 76 MES is needed, equivalent to 2 pitches each with 8 wickets of a good quality. (figure 4.2)

**Figure 4.2: Demand from population growth**

	<b>Match Equivalent Sessions (MES)</b>	<b>Estimated demand for new grass pitches (match &amp; training demand)</b>
Cricket (open age & junior)	85.39	1.82
<b>Total</b>	<b>86 (rounded up)</b>	<b>2 pitches (18 wickets of good quality)</b>

8 of the clubs surveyed during the consultation process stated that they are striving to grow their club over the next 3 seasons, with 3 of these clubs looking to specifically grow their women and sections. With many clubs' aspirations for team growth and the impact of cricket development initiatives with regard to primary age children, women and girls' cricket and under-represented ethnic minority groups are added, it is noted that there may be higher than expected growth rates in these groups, leading to a greater demand for additional fine turf pitches.

<sup>3</sup> Population change from the 2021 Census population to 2040 based on ONS population projections

## 5. Key Findings and Issues for Cricket (Step 6)

**Figure 5.1 - Cricket Key Findings and Issues**

<p><b>The main characteristics of the <u>current</u> supply of and demand for provision</b></p>
<p>35 grass pitches are identified as available for community cricket across Winchester in 2024, on 29 playing pitch sites. There are 26 non-turf pitches on 21 sites available for community use. Since the last assessment was carried out in 2018 there has been a slight increase in the supply of cricket pitches in the area, with the 4 additional grass pitches and 5 additional NTPs with new NTPs being developed at South Winchester CC, Twyford School, and Kings School.</p> <p>25 clubs were identified in Winchester through consultation with a total of 168 teams (60 men's/mixed, 12 women's, 72 boys/mixed teams and 24 girls' teams). 9 clubs provide opportunities for juniors to play competitive cricket, 7 of which provide girls specific teams.</p>
<p><b>Is there enough accessible and secured community use provision to meet <u>current</u> demand?</b></p>
<p><b>Yes</b> - The assessment of facility needs shows that there are sufficient fine turf pitches in the area to cater for the demand of clubs in the area, with only one playing outside of the local authority area and the majority of fine turf pitches in the area being played below their maximum. 12 fine turf Cricket sites are currently being played to less than 80% of their capacity, with only 5 sites currently being played over their capacity. Whilst 12 sites have capacity for additional usage, only 5 sites have capacity for additional match play at weekends due to current levels of usage and time slots used by other users.</p> <p>Overall, the cricket provision in Winchester is secured with 14/29 cricket sites being owned by either Winchester City Council (2) or Parish Councils (12), with some of these Parish Council sites being leased to cricket clubs. A number of clubs have lease agreements with private estates which should be monitored to ensure future community use. 4 club leases are expiring within 5 years of the time of reporting which are in need of review and renewing in order to protect future usage.</p>
<p><b>Is the provision that is accessible of sufficient quality and appropriately maintained?</b></p>
<p><b>No</b> – The cricket pitches (squares) and outfield in the local authority area vary in quality with club sites maintained to a good quality standard in the main and Parish Council managed sites to standard quality, there is however one site at West Meon Recreation Ground rated as poor, which needs improving to at least a standard quality level. Sites that are rated as poor are deemed to have 0 capacity for cricket The delivery of grass pitch improvements recommended by the Grounds Maintenance Association through a PitchPower pitch assessment reports would help to improve the playing capacity at the site assessed.</p> <p>Many of NTPs within Winchester are in a good condition (12/26) allowing up to 60 match equivalent sessions (MES) for adults, with the exception of the NTPs at the Green Jackets Ground, Littleton &amp; Harestock Playing Fields, and South Wonston Rec which are in a poor condition and need upgrading. The remaining 11 NTPs are in standard condition, but those which are older, such as the 2 at Hursley Park CC, should be evaluated to confirm their lifespan and need for future resurfacing.</p> <p>The quality rating of nets across the district are mostly evenly split, with 21 NT nets being rated as 'good' and 17 being rated as 'poor'. However, of those that are rated 'poor' all are located on club, parish council, or city council managed sites, whereas half of the 'good' quality facilities are on education sites, which offer reduced community access. Twyford Parish Council and Twyford CC have been in discussions about replacing the current poor quality nets at Hunter Park and upgrading the nets at Albany Road Cricket Ground is a key priority for Bishops Waltham CC.</p>

5 pavilions were rated as poor and requiring investment to bring them up to modern standards.

#### **What are the main characteristics of the future supply and demand for provision?**

To meet cricket demand from 7,331 additional residents (as currently forecast<sup>4</sup>) and assuming current levels of cricket demand by age group for matches and training in the peak period, the PPC indicates that the equivalent capacity of 86 MES is needed, equivalent to 2 pitches each with 9 wickets of a good quality, is needed in the study area to meet future demand.

In addition, club consultation highlighted that 8 clubs have aspirations to grow their clubs over the next three years. Should this growth be achieved, future demand for pitches is likely to grow significantly.

#### **Is there enough accessible and secured community use provision to meet future demand?**

**No** - There is not sufficient, accessible and secured community use provision in Winchester to meet future demand.

Whilst the current supply of pitches is sufficient for current demand, and the spare capacity available could accommodate future demand identified by Sport England's Playing Pitch Calculator, the majority of capacity is not available during peak periods due to high levels of weekend usage by existing adult teams.

If the trend observed over the period between this strategy and the previous strategy of significant increases in junior, girls, and womens participation, then these new players are likely to be more attracted to clubs with popular, existing set ups. These clubs, such as Hursley Park CC, Easton & Martyr Worthy CC, and St Cross Symmondians CC, are currently operating at full capacity on their main sites. These clubs may need increased capacity at their main site or secondary sites to sustain future demand in these demographics.

Pitches rated as poor quality are deemed to significantly less capacity for cricket, so it is important the square at West Meon Recreation Ground is improved to at least standard quality. For those pitches that are standard quality there is some scope to increase the playing capacity of the existing supply by improving the quality of the pitches used by cricket clubs and teams based in Winchester but these are mainly City Council or Parish Council sites and would require an increase in maintenance budget which is already under significant pressure due to the wider budget pressures on local authorities.

PitchPower (and ECB funding) is due to be available to local authorities and cricket clubs, providing potential for funding pitch improvements either through the ECB or the Football Foundation for sites with both football and cricket facilities. This could open an avenue to increased capacity and quality at joint sports sites such as West Meon Recreation Ground.

Some future demand may be catered for by New Place Hotel, which has a 6-lane fine turf wicket which is available for hire, but is not currently hired out. During consultation, they stated that the pitch is not in match condition but could be improved if enough interest in the facility was received.

<sup>4</sup> Population change from the 2021 Census population to 2040 based on ONS population projections


Whilst a new NTP is in development at King Georges Playing Field adjacent to one of the existing grass pitches, which may support junior cricket and some adult cricket demand (where leagues allow), this wicket will not increase the peak time supply of cricket wickets in Winchester as it cannot be used alongside existing provision at KGV. The future shortfall therefore remains at 18 wickets. Since the time of reporting, the new NTP at KGV has been installed (Summer 2025).

Winchester College offers 3 fine turf pitches, all rated as 'good' quality, and 2 NTP wickets which are currently only used for Hampshire Cricket junior training and as an overflow site for Hampshire Cricket men's team. Expanding community use of these pitches would significantly increase the cricket pitch supply in the city centre and help support clubs currently using their sites above capacity. Winchester City Council should seek to explore securing community use at the college site.

If the pitches at New Place Hotel (6 wickets) were made available for community use through enhanced maintenance and the pitches at Winchester College (41 wickets total across 3 pitches) were secured for enhanced community use, the future shortfall of 18 grass wickets could be met.

Although access to the pitches at Winchester College and New Place Hotel could help to meet some of the identified shortfall, they would likely remain unsecure for community use as they are education and privately owned sites.

The proposed 2 new pitches in Waterlooville may support demand from residents in the south of Winchester and would contribute to meeting the future shortfall of 18 grass wickets should it's use by Winchester clubs be secured.



**CONTINUUM**

SPORT & LEISURE LTD

A photograph of two young girls playing football on a green artificial turf pitch. The girl on the left is wearing a light blue jersey and white shorts, and is about to kick a white and red football. The girl on the right is wearing an orange bib over a dark blue long-sleeved shirt and black leggings, and is running towards the ball. The background is dark and out of focus.

Winchester City Council  
Playing Pitch Strategy 2025  
Appendix B  
Assessment of Need Report  
Football

## Appendix B: Football - Assessment of Needs (Stages B and C)

### 1. Introduction

The findings of the assessment of football facilities in Winchester are summarised in this appendix to the Playing Pitch Strategy. FA affiliated football clubs registered to Hampshire FA and playing home fixtures in the area have contributed to this assessment by submitting an online club survey and/or through in person consultation during site visits. The number of clubs that responded to consultation as part of this process represents 76% of teams playing affiliated football in the area.

Since the last assessment was carried out in 2018 there have been changes in both the supply of football pitches in Winchester and in football demand. On the supply side, there has been additional provision of a new full sized 3G AGP at The City Ground (2024). In addition, the Sand Dressed (SD) AGP at Kings School has been resurfaced. At the time of reporting there are a number of housing development sites which have been proposed to include AGP projects but have yet to be confirmed.

There has been some change to grass pitch provision with improvements to pitch maintenance at Littleton & Harestock Playing Fields, King George V Playing Field (KGV), Eversley Park, and Priority Park and at the time of reporting the 11v11 pitch at Soberton Recreation Ground is being renovated.

New ancillary facilities have been developed at Shedfield Recreation Ground and KGV have been developed since the last strategy, with further ancillary facility improvements planned at River Park Recreation Ground.

There has been an increase in demand, as the number of football teams in Winchester has increased to 399 teams, of which 326 play home fixtures within Winchester. This represents an increase of 188 teams (89%) since the previous audit in 2018 when 211 affiliated teams were registered in the city.

16% of teams in Winchester are adult teams (down from 36% in 2018), 50% are youth teams (up from 48%) 34% are mini-soccer teams (up from 16%). There has been an increase of 68 women's and girl's teams within the local authority area since the previous report in 2018, an increase of 272%.

## 2. Football Supply (Step 2)

The findings of the assessment of supply of football facilities in Winchester are summarised in this section and detailed by site for both grass and artificial turf pitches. The supply information is generated through standard facility audits based on the visual assessment, grading and playing capacity guidance (as set out by Sport England and the FA in the national guidance for the development of playing pitch needs assessments), supported by consultation with the Council, Hampshire FA, and user clubs. At a number of key football sites, more detailed pitch quality assessments were undertaken using the Football Foundation's 'PitchPower' methodology. At these sites, the estimates of playing capacity are informed by the results of the PitchPower assessments and Performance Quality Standards (PQS) ratings provided by the Grounds Maintenance Association (GMA). It should be noted that in some cases the pitch grading used was different to the PitchPower assessment, based on the current pitch condition and agreed by Hampshire FA, in these cases the quality used is highlighted in bold with PP rating also noted (see Figures 2.4 and 2.8).

### 2.1 Distribution of Football Supply

Figures 2.1 and 2.2 on the following pages show the distribution of key football sites across Winchester in each analysis area.

### 2.2 Grass Football Pitches in Winchester

In total there are 149 grass pitches across 64 sites in Winchester, of these 25 pitches (18 sites) are on school playing fields and either are not currently available for community use or have no known history of community use. These include:

- Barton Farm Primary School – 1 pitch (Mini 5v5)
- Bishops Waltham Junior – 1 pitch (Junior 11v11)
- Brockwood Park School – 1 pitch (Adult 11v11)
- Compton All Saints Primary School – 1 pitch (Mini 5v5)
- Cornerstone Primary School – 1 pitch (Mini 7v7)
- Droxford Junior School – 1 pitch (Junior 11v11)
- Kings School Sports Centre – 1 pitch (Adult 11v11)
- Kings Worthy Primary School – 1 pitch (Mini 7v7)
- Perins Community School – 1 pitch (Adult 11v11)
- Peter Symonds College – 2 pitches (2x Adult 11v11)
- South Wonston Primary School – 1 pitch (Junior 11v11)
- St Faiths Primary School – 1 pitch (Mini 7v7)
- St Swithuns School – 2 pitches (2x Junior 11v11)
- Swanmore Primary School – 1 pitch (Mini 7v7)
- Westgate Secondary School – 2 pitches (1x Adult 11v11, 1x Junior 9v9)
- Wickham Primary School – 1 pitch (Junior 9v9)
- Winchester College (Gater Field) - 3 pitches (Junior 11v11)
- Winchester College (Palmer's Field) - 3 pitches (Junior 11v11)

There are a further 5 education sites, with a total of 27 pitches with no/limited regular community use but have suggested they would be open to extending community use on their facilities in the future these include

- Princes Mead School – 3 pitches (1x Junior 11v11, 2 Junior 9v9, 3 Mini 7v7)
- Swanmore College – 4 pitches (1x Adult 11v11, 3x Mini 5v5)
- Twyford School – 10 pitches (2x Junior 11v11, 1x Junior 9v9, 7x mini 7v7)
- Swanmore Primary School – 3 pitches (3x Mini 7v7)
- Winchester College (Riding Playing Fields) – (6x Adult 11v11, 1x Junior 9v9)

Winchester College (Riding Playing Fields) receives some community use, however the school have expressed an interest in further increasing the level of community use which their pitches can receive (6x Adult 11v11, 1x Junior 9v9). As the school have confirmed that the pitches currently receive community use, their pitches have been included in the analyses below.

There is also a Ministry of Defence site, RAF Worthy Down with 3 pitches (1x Adult 11v11, 2x Junior 11v11), that has limited community use and 3 recreation grounds (Boarhunt, Southwick High Street Park, Olivers Battery Rec. ground) with a pitch space each for informal football activities. These sites and the education sites above have all been excluded from the supply and demand calculations, as they are not currently available for regular community use.

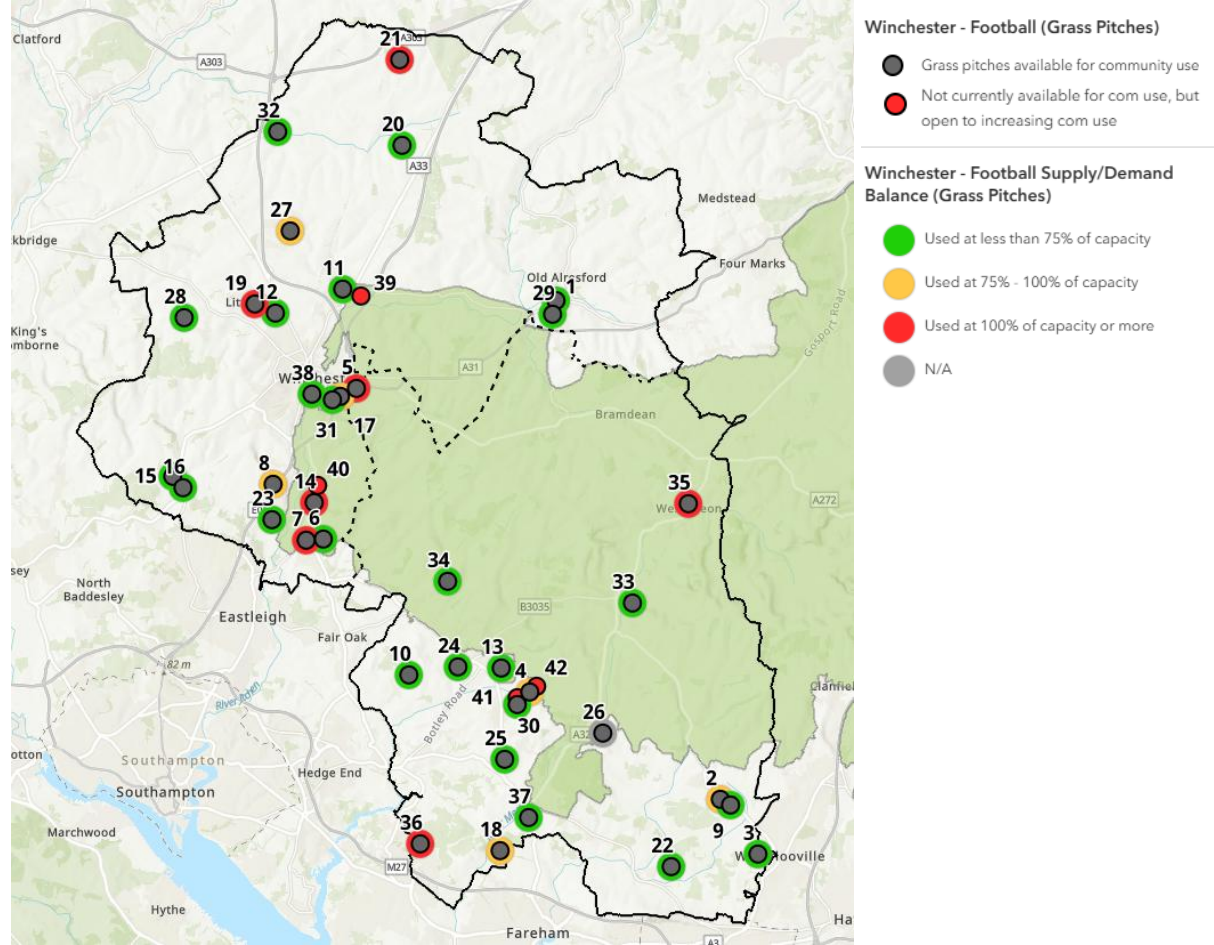
This means the number of grass pitches available for community football in Winchester is 98 pitches on 38 sites (figure 2.2) and the number of AGP pitches is 11 across 9 sites (figure 2.3). A summary of the community availability of football pitches in Winchester is presented in figure 2.1 below. Further details of these facilities can be found in figures 2.5 – 2.9 and 2.11 – 2.12 below.

**Figure 2.1 – Availability of football pitches in Winchester**

	All grass football pitches	Grass pitches not available for community use	Grass pitches available for community use
Number of pitches	149	51	<b>98</b>
Number of sites	64	26	<b>38</b>
	All 3G AGPs	3G AGPs not available for community use	3G AGPs available for community use
Number of pitches	10	1	<b>9*</b>
Number of sites	8	1	<b>7*</b>

*\*not including the 2 SD AGP pitches at Kings School Sports Centre and Winchester University Sports Stadium*

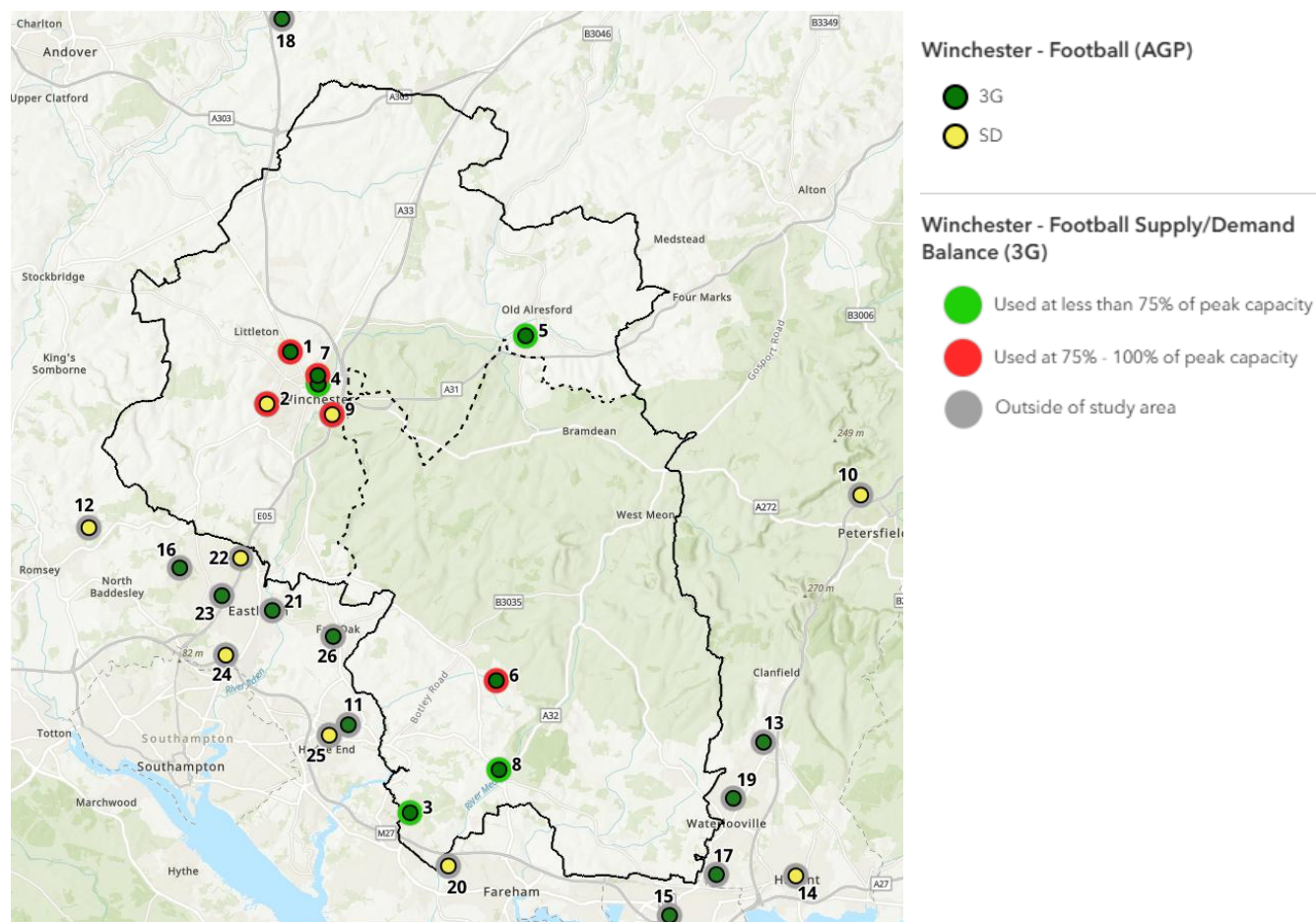
Figure 2.2 - Distribution of grass football pitch sites with community use in Winchester



Key: Grass Pitch Sites						
No	Site Name	Postcode		No	Site Name	Postcode
1	Arlebury Park	SO24 9EP		22	MOD Southwick Park	PO17 6EJ
2	Ashling Park (also known as KGV PF - Denmead)	PO7 6EH		23	Oakwood Park Recreation Ground	SO21 2ED
3	Bearwood Primary School	PO7 3BE		24	Priory Park	SO32 1SQ
4	Broad Lane Recreation Ground / Swanmore Recreation Ground	SO32 2PD		25	Shedfield Recreation Ground	SO32 2JB
5	Chilcomb Sports Ground	SO21 1HB		26	Soberton Recreation Ground*	SO32 3LS
6	Colden Common Park	SO21 1TA		27	South Wonston Recreation Ground	SO21 3HR
7	Colden Common Recreation Ground	SO21 1RP		28	Sparsholt College Hampshire	SO21 2NF
8	Compton And Chandlers Ford CC	SO21 2AB		29	Stratten Bates	SO24 9HF
9	Denmead Junior School	PO7 6PH		30	Swanmore Park (New Road Playing Field)	SO32 2PF
10	Durley Recreation Ground	SO32 2AE		31	The Garrison Ground	SO23 9NR
11	Eversley Park	SO23 7TF		32	The Gratton	SO21 3LG
12	Harestock Road	SO22 6NS		33	The Meon Hall	SO32 3NP
13	Hoe Road Recreation Ground	SO32 1DS		34	Upham Recreation Ground	SO32 1JJ
14	Hunter Park	SO21 1QU		35	West Meon Recreation Ground (The Rec)	GU32 1LH
15	IBM Hursley Club	SO21 2JN		36	Whiteley Recreation Ground (Meadowside Leisure Centre)	PO15 7LJ
16	John Keble CE Primary School	SO21 2LA		37	Wickham Recreation Ground	PO17 5BY
17	King George V Playing Field (KGV)	SO23 0QA		38	Winchester College (Ridding Meads Playing Fields)	SO23 9PG
18	Knowle Community Centre/Village Green	PO17 5GR		39	<i>Princes Mead School</i>	<i>SO21 1AN</i>
19	Littleton & Harestock Playing Fields	SO22 6QL		40	<i>Twyford School</i>	<i>SO21 1NW</i>
20	Lord Rank Playing Field (Micheldever Rec Ground)	SO21 3DF		41	<i>Swanmore College</i>	<i>SO32 2RB</i>
21	Micheldever Station Recreation Ground	SO21 3AR		42	<i>Swanmore Primary School</i>	<i>SO23 2PA</i>

\*Due to ongoing pitch repair, the pitch at Soberton Recreation Ground is not currently used, however community use will be reinstated once pitch repairs are complete

Figure 2.3- Distribution of AGP pitch sites used for community football in Winchester and in neighbouring areas.



SD = Sand Dressed Artificial Grass Pitch, 3G = Third Generation Artificial Grass Pitch

Key: Artificial Pitch Sites					
No	Site Name	Postcode	No	Site Name	Postcode
1	HENRY BEAUFORT SCHOOL	SO22 6JJ	6	SWANMORE COLLEGE	SO32 2RB
2	KINGS SCHOOL SPORTS CENTRE	SO22 5PN	7	THE CITY GROUND	SO23 7SR
3	MEADOWSIDE LEISURE CENTRE	PO15 7LJ	8	WICKHAM C OF E PRIMARY SCHOOL	PO17 5HU
4	RIVER PARK RECREATION GROUND	SO23 7DD	9	WINCHESTER SPORTS STADIUM	SO23 0QA
5	PERINS COMMUNITY SCHOOL	SO24 9BS			
Sites outside of WCC					
10	BEDALES SCHOOL	GU32 2DG	19	THE COWPLAIN SCHOOL	PO8 8RY
11	DEER PARK SECONDARY SCHOOL	SO30 2HT	20	THE HENRY CORT COMMUNITY COLLEGE	PO15 6PH
12	GANGER FARM SPORTS PARK	SO51 0EE	21	THE HUB	SO50 6LA
13	HORNDEN TECHNOLOGY COLLEGE	PO8 9PQ	22	THORNDEN SCHOOL	SO53 2DW
14	HSDC HAVANT	PO9 1QL	23	TONYBEE SCHOOL	SO53 2PL
15	KING GEROG V FOOTBALL COMPLEX	PO6 3FZ	24	TROJANS SPORTS CLUB	SO50 9HT
16	KNIGHTWOOD PRIMARY SCHOOL	SO53 4HW	25	WILDERN LEISURE CENTRE	SO30 4EJ
17	PURBROOK PARK SCHOOL	PO7 5DS	26	WYVERN COLLEGE SPORT AND FITNESS	SO50 7AN
18	TESTBOURNE COMMUNITY SCHOOL	RG28 7JF			

Figure 2.4 shows the number of secured pitches currently available compared with the number of FA affiliated teams by age group in January 2025. Comparison of current team numbers with the available supply of natural turf pitches shows that there is significant variation in the number of grass pitches available for each playing format. Whilst there are comparatively fewer Junior 11v11 pitches compared to the number of teams playing Junior 11v11 football in Winchester, it is assumed that some of these

teams play on the Adult 11v11 pitches. There are 5 5v5 teams per grass pitch of their respective size, compared to 4 7v7 teams per pitch, 3 11v11 teams per pitch (including Junior 11v11 teams), and 3 9v9 teams per pitch. This suggests that there may be more availability issues for mini 5v5 and 7v7 football, requiring more access to AGP pitches.

There are many pitches within Winchester which are overmarked for smaller sided games, with 16 pitches being overmarked for smaller sided football matches. This can be an effective way to manage demand in areas of concentrated youth football but can lead to overplay, as is evident at Whiteley Recreation Ground and some of the pitches at King George V Playing Fields.

**Figure 2.4: Pitch Size / Team Comparison**

Pitch Type	Available Pitch Supply (Overmarked)		Teams playing in Winchester*	
11v11 (Open Age, Veterans, U19, U18, U17)	47	48%	42	11%
Youth 11v11 (U13 - U16)	15	15%	125	33%
Youth 9v9 (U11 – U12)	20 (7)	20%	75	20%
Mini Soccer 7v7 (U9 - U10)	12 (10)	12%	80	21%
Mini Soccer 5v5 (U6 – U8)	4 (7)	4%	55	14%
<b>Total</b>	<b>98</b>		<b>308</b>	

\*Excludes small sided formats of football

### 2.3 Local Authority Owned Sites with Grass Football Pitches for Hire:

Winchester City Council (WCC) own 13 grass pitches across 3 sites throughout the city, all of which are available to book through the council website. The council do not currently lease any of their grass football pitches to community clubs or organisations, however Winchester City FC's AGP at the City Ground is leased from the city council until 2054.

### 2.4 Parish Council Owned Sites:

There are 65 pitches across 26 sites owned by parish / town councils, with 5 sites, Arlebury Park, Compton and Chandlers Ford CC, and Stratten Bates, The Gratton, and West Meon Recreation Ground being leased out to community clubs or organisations.

### 2.5 Grass Football Pitches with Other Ownership Agreements:

The four pitches at MOD Southwick Park and the single pitch at Harestock Road are owned by the Ministry of Defence (MOD) and booked by community clubs. These pitches are considered to have unsecure access as community use of MOD sites can be revoked or facilities sold at the discretion of the MOD. The MOD pitch at Harestock Road is leased from the MOD to Littleton & Harestock Parish Council.

There is one pitch at Wickham Recreation Ground which is owned by a private estate and leased to Wickham Parish Council.

### 2.6 Football Pitches on Education Sites:

Winchester based community football clubs currently play on pitches at several education sites, as listed in figure 2.8. The clubs using pitches on education sites have little security of access as continued use from one season to the next depends on the consent of the site's management (head teacher, board of governors, management company and/or governing trust). If education sites do not have

community use agreements in place security of access for football clubs at these sites must be considered a risk. It should also be noted that the capacity of pitches on education sites are typically influenced by school use including PE activity, extra-curricular use and playtimes.

Further youth and mini-soccer pitches (or space to accommodate pitches) exist in the area on playing fields at other school sites across the city, as listed in section 2.2, however they are not available for community use. Many of these are single pitch sites at primary schools which offer little or no access to ancillary facilities, however there are some larger sites with 3 or more pitches of various sizes including Princes Mead School, Swanmore College, Twyford School, and Winchester College. Arranging future access to these pitches at weekends at reasonable cost while safeguarding the security of the schools' buildings would be difficult to achieve in most cases.

There are also 3 11v11 pitches at RAF Worthy Down which are not currently used by any community clubs. As these pitches are owned by the MOD, securing access to these sites is unlikely and may not be suitable for regular club usage. If regular community access to these sites was arranged, this would still be considered unsecured provision as access to MOD sites can be revoked or facilities sold at the discretion of the MOD.

## 2.7 Changes to Grass Football Pitch provision

There have been improvements to the maintenance of grass pitches at the following sites:

- Eversley Park
- King George V Playing Fields
- Littleton & Harestock Playing Fields
- Priory Park

At the time of reporting the adult 11v11 pitch at Soberton Recreation Ground was being refurbished and due to reopen for community use shortly.

## 2.8 Facilities for Informal Football

Most of the parks and larger public open spaces in the local authority area provide flat grass areas suitable for casual recreational games of football and kick-about. Many open spaces across Winchester also offer a fenced but open access multi use games area (MUGA) and/or a smaller ball court (for football/basketball/skate), some of which are floodlit. Examples identified include:

- Ashling Park – Football and basketball
- Compton and Chandlers Ford CC – Football and basketball
- Eversley Park – Football and basketball
- King George V PF – Football and basketball
- Olivers Battery Rec– Football and basketball
- South Wonston Rec – Football and basketball
- Stanmore Rec – Football and basketball

There are also several Parish Council owned (or leased) sites with grass pitches which are available for informal use, including:

- Ashling Park
- Boarhunt Recreation Ground
- Broad Lane Recreation Ground
- Colden Common Park
- Durley Recreation Ground
- Eversley Park
- Harestock Road
- Hoe Road Recreation Ground
- Hunter Park
- Oakwood Park Recreation Ground
- Olivers Battery Recreation Ground
- South Wonston Recreation Ground
- Swanmore Park
- The Meon Hall
- Whiteley Recreation Ground

## 2.9 The Situation at Individual Sites

The table below (figure 1.3) outlines the supply, condition, ancillary facilities, and demand for each site available for community use in Winchester. The RAG rating highlights the supply/demand balance of each pitch, with **RED** indicating pitches used at more than capacity, **AMBER** indicating pitches which are used at capacity, and **GREEN** indicating pitches with surplus capacity.

## 2.10 Commercial Football Centres

There are no commercial football centres in Winchester, however a number of five-a-side providers do operate leagues using 3G AGP's in the area, often securing peak evening slots which reduces the availability for club training use. Providers operating in the area include Power League at River Park Recreation Ground on a Wednesday and Powerplay at Henry Beaufort School on Thursdays.

## 2.11 Quality

The table below summaries the standard of the pitches assessed. The ratings attributed to each pitch are detailed in the audit spreadsheet. These were informed by a combination of visual assessment on site visits and PitchPower assessments as well as feedback from consultation with user clubs and the Council. It should be noted that in some cases the pitch grading used was different to the PitchPower assessment, based on the current pitch condition, in these cases the quality used is highlighted in bold with PP rating also noted and includes pitches at the following sites Knowle Village Green, Colden Common Recreation Ground, Shedfield Rec, Stratton Bates, Wickham Recreation Ground (Figures 2.5 – 2.9). This audit data was agreed with the Hampshire FA.

**Figure 2.10 – Winchester grass football pitch quality**

	Total	Percentage
Good	33	34%
Standard / Basic (PP)	50	50%
Poor	14	14%
<b>Total</b>	<b>97</b>	

\* This final number will vary due to overmarking, and pitches closed / being improved at time of audit

\*\* Total number does not include Soberton Recreation Ground as the pitch was being refurbished at the time of reporting

Only 14% of pitches in the area that have been assessed are of poor quality, with the majority (50%) of the available grass football pitches accessible for community use in Winchester rated as 'standard' (i.e., providing a playing capacity for up to two match equivalent sessions a week on average for adults). The remaining 34% of pitches are rated as good.

28 pitches (on 10 sites) in Winchester have been assessed using the Football Foundation's PitchPower assessment and reporting tool. The PitchPower report findings for these sites identify the maintenance needs required together with budget costs. These sites are identified in Figures 2.5 - 2.9 with 'PP' in brackets next to their pitch rating.

## 2.12 Informal and Unauthorised Use of Formal Pitches by Teams

Informal recreational use and unauthorised use of the maintained pitches at Winchester playing pitch sites is a challenge for the City Council and groundskeepers. Clubs tend to take advantage of these sites especially for early and late season training when there is sufficient daylight on weekday evenings. This leads to reduced pitch quality for those that do book and pay for the pitch.

**Figure 2.5: City Council Owned Sites with Grass Football Pitches for Hire:**

Site	Postcode	Pitches by size	Overmarked?	Rating	Ancillary Facilities	Security of access	Capacity	Estimated Use	Supply / Demand Balance	RAG
Chilcomb Sports Ground	SO21 1HB	Adult 11v11	Junior 9v9 2x Mini 7v7	Standard	Dugouts on main pitch. Pavilion on site. Large car park.	Secure - WCC owned	2	2	0	Yellow
		Adult 11v11	N	Standard			2	2.25	-0.25	Red
		Adult 11v11	N	Good			3	3.25	-0.25	Red
King George V Playing Field (KGV)	SO23 0QA	Adult 11v11	2x Junior 9v9	Good PP - Advanced	New changing pavilion with 6 changing rooms, public toilets, balcony, social area. Parking limited (29 spaces).	Secure – WCC owned	3	4.75	-1.75	Red
		Adult 11v11	2 x Mini 7v7	Good PP - Good			3	3.5	-0.5	Red
		Junior 11v11	N	Good PP - Good			3	2.75	0.25	Green
		Junior 11v11	2x Mini 7v7	Good PP - Good			3	2.5	0.5	Green
		Junior 11v11	N	Good PP - Good			3	2.75	0.25	Green
		Junior 11v11	1 x 7v7, 1x 5v5	Good PP - Good			3	2.75	0.25	Green
		Junior 9v9	N	Good PP - Advanced			4	3.75	0.25	Green
The Garrison Ground	SO23 9NR	Adult 11v11	N	Standard PP - Basic	Use of King Georges PF pavilion	Secure – WCC owned	2	1	1	Green
		Adult 11v11	N	Standard			2	1	1	Green

**Figure 2.6 Parish / Town Council Owned Grass Pitches:**

Site	Postcode	Pitches by size	Overmarked?	Rating	Ancillary Facilities	Security of access	Capacity	Estimated Use	Supply / Demand Balance	RAG
Ashling Park (also known as KGV PF - Denmead)	PO7 6EH	Adult 11v11	N	Standard	Large pavilion with 6 changing rooms and referees room. Currently no working showers, PC quoted £25k to fix them and noted that they are not often used. Day care in the community hall, grounds maintenance equipment store at the back.	Secure – Denmead PC owned	2	1.25	0.75	Green
		Adult 11v11	N	Standard			2	1.25	0.75	Green
		Junior 11v11	N	Standard			2	2.25	-0.25	Red
		Junior 9v9	N	Standard			2	1.25	0.75	Green
		Mini 7v7	N	Standard			4	3.75	0.25	Green

Site	Postcode	Pitches by size	Overmarked?	Rating	Ancillary Facilities	Security of access	Capacity	Estimated Use	Supply / Demand Balance	RAG
Broad Lane Recreation Ground / Swanmore Recreation Ground	SO32 2PD	Adult 11v11	N	Standard	Pavilion with 2 changing rooms with integrated showers in each. Officials changing room with shower.	Secure – Swanmore PC owned	2	3	-1	Red
		Mini 7v7	Mini 5v5	Standard			4	1	3	Green
Colden Common Park	SO21 1TA	Adult 11v11	N	PP - Poor Club rate 2/5	Pavilion with changing rooms and club room with bar/drinks area.	Secure – Colden Common PC owned	1	1	0	Yellow
		Junior 9v9	N	PP - Basic Club rate 2/5			4	0.5	3.5	Green
		Adult 11v11	N	PP - Poor Club rate 2/5			1	0.5	0.5	Green
Durley Recreation Ground	SO32 2AE	Adult 11v11	N	Standard	Old pavilion built in 1986 with 2 changing rooms and community hall.	Secure – Durley PC owned	2	0.5	1.5	Green
Eversley Park	SO23 7TF	Adult 11v11	N	Good	Facilities available for hire at Worthies Sport and Social Club on site. Changing rooms, showers, community room/bar.	Secure – Kingsworthy PC owned	3	2	1	Green
		Adult 11v11	N	Good PC rate 4/5			3	2.5	0.5	Green
		Junior 9v9	Mini 7v7 Mini 5v5	Good PC rate 4/5			4	1.75	2.25	Green
		Junior 9v9	Mini 7v7 Mini 5v5	Good PC rate 4/5			4	1.5	2.5	Green
Hoe Road Recreation Ground	SO32 1DS	Adult 11v11	N	Standard	Pavilion with 2x changing rooms, both of which are up a flight of stairs. A preschool uses the pavilion often, with the football clubs rarely using the facilities.	Secure – Bishops Waltham PC owned	2	0.5	1.5	Green
		Junior 9v9	N	Standard			2	1	1	Green
		Mini 7v7	N	Standard			4	1.5	2.5	Green
Hunter Park	SO21 1QU	Adult 11v11	N	Standard	FF part funded pavilion in 2001. 2 changing rooms, 2 referees rooms, club room, disabled toilet and shower, integrated showers in changing rooms. Facilities are well used by clubs.	Secure – Twyford PC owned	2	2.75	-0.75	Red
Knowle Community Centre/Village Green	PO17 5GR	Junior 11v11	Junior 9v9	<b>Standard</b> PP - Poor	Community hall / sports hall (1 court), café, kitchen, 2 changing rooms with integrated showers, not currently used. PC have submitted plans to extend the front of the pavilion to add new meeting rooms, offices, and a gym.	Secure – Wickham PC owned	2	1.75	0.25	Green

Site	Postcode	Pitches by size	Overmarked?	Rating	Ancillary Facilities	Security of access	Capacity	Estimated Use	Supply / Demand Balance	RAG
Littleton & Harestock Playing Fields	SO22 6QL	Adult 11v11	N	Good	Pavilion with 2 changing rooms, each with showers. Accessible mens and womens toilets. Open changing rooms which are not suitable for mixed teams.	Secure – Littleton & Harestock PC owned	3	4.75	-1.75	Red
		Junior 11v11	N	Good			4	5.25	-1.25	Red
		Junior 9v9	N	Good			4	2.75	1.25	Green
Lord Rank PF (Micheldever Rec Ground)	SO21 3DF	Adult 11v11	Junior 9v9	Standard	Old pavilion building for Micheldever FC. Moderate car park ~30 spaces	Secure – Micheldever PC owned	2	0.5	1.5	Green
Micheldever Station Recreation Ground	SO21 3AR	Adult 11v11	N	Poor PP - Poor	Community centre on site (Warren Centre) with 2 changing rooms, showers, kitchen, social space.	Secure – Micheldever PC owned	1	1	0	Yellow
Oakwood Park Recreation Ground	SO21 2ED	Adult 11v11	N	Standard	Pavilion with 2 changing rooms accessible externally, PC offices, moderate car park ~20 spaces	Secure – Otterbourne PC owned	2	1	1	Green
Priory Park	SO32 1SQ	Adult 11v11	N	Good Club rate 4/5 PP - Good	Poor quality pavilion with 4 changing rooms, 1 referees room, and a bar with small function area / hall. Pavilion is inadequate for the level of played at by Dynamos 1st XI (Hampshire Div 1).	Secure – Bishops Waltham PC owned	3	2.25	0.75	Green
		Junior 11v11	N	Good Club rate 4/5 PP - Good			4	1.75	2.25	Green
		Junior 9v9	N	Good Club rate 4/5 PP - Good			4	2.75	1.25	Green
		Junior 9v9	N	Good Club rate 4/5 PP - Good			4	2.25	1.75	Green
		Mini 7v7	Mini 5v5	Good Club rate 4/5 PP - Good			6	3	3	Green
		Mini 7v7	Mini 5v5	Good Club rate 4/5 PP - Good			6	3	3	Green
		Mini 7v7	Mini 5v5	Standard Club rate 4/5 PP - Basic			4	2.5	1.5	Green

Site	Postcode	Pitches by size	Overmarked?	Rating	Ancillary Facilities	Security of access	Capacity	Estimated Use	Supply / Demand Balance	RAG
Colden Common Recreation Ground	SO21 1RP	Junior 11v11	N	<b>Standard</b> PC rate 2/5 PP Good	Pavilion has no changing rooms, just a community room and toilets.	Secure – Colden Common PC owned	2	2.5	-0.5	Red
		Junior 9v9	N	<b>Standard</b> PC rate 2/5 PP Basic			2	1.5	0.5	Green
Shedfield Recreation Ground	SO32 2JB	Adult 11v11	N	<b>Standard</b> PP - Good	FF funded pavilion (2023) which is fully accessible and has 2 changing rooms with cubicle showers, 2 referee changing rooms, large community room, kitchen, and council office.	Secure – Shedfield PC owned	2	1.5	0.5	Green
		Junior 9v9	N	<b>Standard</b> PP - Good			2	0.5	1.5	Green
Soberton Recreation Ground	SO32 3LS	Adult 11v11	N	Undergoing refurbishments PP previously rated as Basic	Pavilion on site	Secure – Soberton PC owned	NA			
South Wonston Recreation Ground	SO21 3HR	Adult 11v11	N	Standard Club rate 4/5	Large FF funded pavilion with 2 changing rooms, referee changing, and public toilets.	Secure – South Wonston PC owned	2	1.5	0.5	Green
		Mini 5v5	N	Standard Club rate 4/5			4	0.5	3.5	Green
Swanmore Park (New Road Playing Field)	SO32 2PF	Junior 11v11	N	Poor	No pavilion. Public toilets available	Secure – Swanmore PC owned	1	0.5	0.5	Green
		Junior 9v9	N	Standard			2	4.5	-2.5	Red
		Mini 5v5	N	Standard			4	1	3	Green
		Mini 5v5	N	Standard			4	1	3	Green
The Meon Hall	SO32 3NP	Adult 11v11	N	Standard	Meon Hall has 2 changing rooms and showers, with accessible facilities. Also 2 halls, kitchen, meeting room, and large car park.	Secure - Corhampton & Meonstoke PC owned	2	0.5	1.5	Green
Upham Recreation Ground	SO32 1JJ	Adult 11v11	N	Standard	Pavilion on site	Secure – Upham PC owned	2	1	1	Green
Whiteley Recreation Ground	PO15 7LJ	Adult 11v11	Mini 7v7	Poor Club rate 1/5 PC rate 1/5	Standalone changing room block with showers for Whiteley FC	Secure – Whiteley Town Council owned	1	4.75	-3.75	Red

Site	Postcode	Pitches by size	Overmarked?	Rating	Ancillary Facilities	Security of access	Capacity	Estimated Use	Supply / Demand Balance	RAG
(Meadowside Leisure Centre)		Adult 11v11	N	Poor Club rate 1/5 PC rate 1/5			1	2.75	-1.75	Red
		Junior 9v9	N	Poor Club rate 1/5 PC rate 1/5			1	1.75	-0.75	

Figure 2.7 Parish / Town Council Owned Grass Pitches with Lease / Licence Agreements:

Site	Postcode	Pitches by size	Overmarked?	Rating	Ancillary Facilities	Security of access	Capacity	Estimated Use	Supply / Demand Balance	RAG
Arlebury Park	SO24 9EP	Adult 11v11	N	Good PC rate 4/5 PP - Good	Standard quality. 4 changing rooms, physio room, officials changing. Café on 1st floor. Large car park.	Secure – Alresford FC licence agreement from TC until 2032	3	0.5	2.5	Green
		Junior 11v11	N	Standard PC rate 4/5 PP - Basic			2	2	0	Yellow
		Junior 9v9	N	Standard PC rate 4/5			2	1	1	Green
Compton And Chandlers Ford CC	SO21 2AB	Adult 11v11	N	Good	Pavilion with 4 changing rooms with open shower blocks, club room, accessible toilets.	Secure – Compton and Chandlers Ford SC have a lease from TC until 2026	3	1.25	1.75	Green
		Junior 11v11	N	Standard			2	0.75	1.25	Green
		Junior 11v11	N	Standard			2	0.75	1.25	Green
		Junior 9v9	N	Standard			2	1.25	0.75	Green
		Mini 7v7	N	Poor			2	1.25	0.75	Green
Stratton Bates	SO24 9HF	Adult 11v11	N	<b>Standard</b> PC rate 3/5 Club rate 4/5 PP - Poor	Old pavilion with external access to 2 changing rooms.	Secure – Alresford FC licence agreement from TC until 2032	2	1	1	Green
		Adult 11v11	N	<b>Standard</b> PC rate 3/5 Club rate 4/5 PP - Poor			2	1	1	Green
The Gratton	SO21 3LG	Adult 11v11	N	Standard	2 changing rooms and a referees room, all with open showers. Prefab building roughly 20 years old.	Secure - Trust have a lease from PC	2	0.5	1.5	Green
		Adult 11v11	Junior 9v9	Standard			2	1	1	Green

Site	Postcode	Pitches by size	Overmarked?	Rating	Ancillary Facilities	Security of access	Capacity	Estimated Use	Supply / Demand Balance	RAG
West Meon Recreation Ground (The Rec)	GU32 1LH	Junior 11v11	N	Poor	Pavilion shared between the Multi Sports Club. Small clubroom, terrace facing the cricket pitch.	Secure - West Meon PC own the recreation ground and rent a portion to West Meon Sports Club	1	1.5	-0.5	
		Mini 7v7	N	Poor			2	2	0	

Figure 2.8 Grass Football Pitches on Education Sites:

Site	Postcode	Pitches by size	Overmarked?	Rating	Ancillary Facilities	Security of access	Capacity	Estimated Use	Supply / Demand Balance	RAG
Berewood Primary School	PO7 3BE	Junior 9v9	N	Standard	None	Education– Not aware of CUA	2	2	0	
		Junior 9v9	N	Standard			2	1	1	
		Mini 7v7	N	Standard			4	1	3	
Denmead Junior School	PO7 6PH	Junior 9v9	N	Poor	Use of toilets and changing rooms at request of the hiring clubs	Education – Not aware of CUA	1	0	1	
		Mini 7v7	N	Poor			2	0	2	
John Keble CE Primary School	SO21 2LA	Junior 11v11	N	Standard	None	Education – Not aware of CUA	2	0.5	1.5	
Sparsholt College Hampshire	SO21 2NF	Adult 11v11	N	Good	None	Education – Not aware of CUA	3	0.5	2.5	
		Adult 11v11	N	Good			3	0	3	
Winchester College (Ridding Meads Playing Fields)	SO23 9PG	Adult 11v11	N	Good	Pavilion with changing rooms	Education – Not aware of CUA	3	1.5	1.5	
		Adult 11v11	N	Good			3	1	2	
		Adult 11v11	N	Good			3	1	2	
		Adult 11v11	N	Good			3	1	2	
		Adult 11v11	N	Good			3	1	2	
		Junior 9v9	N	Good			4	1.5	2.5	

Figure 2.9 Grass Football Pitches with Other Ownership

Site	Postcode	Pitches by size	Overmarked?	Rating	Ancillary Facilities	Security of access	Capacity	Estimated Use	Supply / Demand Balance	RAG
Harestock Road	SO22 6NS	Adult 11v11	N	Poor	None	Unsecure - MOD	1	0.5	0.5	Green
IBM Hursley Club	SO21 2JN	Adult 11v11	Junior 9v9	Standard	Unknown	Private ownership	2	0.75	1.25	Green
MOD Southwick Park	PO17 6EJ	Adult 11v11	N	Standard PP - Basic	None	Unsecure - MOD	2	2.5	-0.5	Red
		Junior 9v9	N	Standard PP - Basic			2	1.5	0.5	Green
		Mini 7v7	Overmarked on a rugby pitch	Standard PP - Basic			4	1	3	Green
		Mini 7v7	Overmarked on a rugby pitch	Poor PP - Poor			2	1	1	Green
Wickham Recreation Ground	PO17 5BY	Adult 11v11	N	<b>Standard</b> PC rate 3/5 PP - Good	Old pavilion with changing rooms and toilets. Council are planning for a newly developed pavilion.	Secure – Owned by a private estate and leased to PC	2	1	1	Green

### 2.13 Grass pitches at risk

The grass pitches at ATR (Sir John Moore Barracks) and Harestock Road are at risk of closure following plans to redevelop the MOD site for housing and community space. The pitch at ATR is not in community use but the pitch at Harestock Road is used for matches and training by Littleton Juniors FC. The club have noted issues with training capacity and availability at the sites they currently use, which would be compounded by the loss of this pitch.

### 2.14 Artificial Grass Pitches (AGPs) in Winchester

In total, there are 11 pitches of various sizes across 9 sites with artificial grass surfaces suitable for football play at some level (i.e., either 3G preferred football surface or a sand-dressed multi use playing surface), which are available for community use (identified in figures 2.11 and 2.12 below). Whilst the sand dressed pitches at Twyford School and Westgate Secondary school are available for community use, their availability in peak periods is significantly reduced due to a lack of floodlights at Westgate Primary and the pitch demand by school boarders at Twyford School, therefore these sites receive only ad hoc community use and have not been included in the figures above. There are only 4 FA compliant 3G pitches in the area, 3 of these are on education sites with high levels of community usage both for training and matches and slightly reduced availability in peak hours. The full size 3G AGP at Perins Community School is of poor quality and therefore not on the FA 3G pitch register and is not able to host matches, significantly reducing its effective capacity during peak periods. The 3G pitches Perins Community School, Wickham C of E Primary School, Meadowside Leisure Centre and 1 of the pitches at Swanmore College have some capacity.

Although figure 2.11 identifies some spare capacity at 3G AGPs in Winchester, this is mostly at small sided pitches which are not able to support all formats of football. There is also spare capacity at Perins Community School, however this is likely due to the inability for the pitch to host matches as it is no longer on the FA 3G pitch register on account of its poor quality.

Nearly 2 thirds (70%) of all the football clubs consulted (12 clubs, 246 teams) stated that the current number of hours available to them for training did not meet their demand. The following themes emerged from these club's comments:

- We train at multiple sites due to lack of floodlit provision.
- There is not enough availability of winter training facilities.
- We are restricting the number of training sessions as there are not enough pitches available in the winter.

Sport England's Area Access Tool identifies 10 3G AGPs and 7 SD AGPs in neighbouring boroughs which are within a 20-minute driving catchment and are the closest AGP facility to Winchester residents, these facilities likely support demand for pitches from these residents as they are the closest facility to them, despite being outside of Winchester. Winchester City Council have no control over the security of club use at sites outside of their local authority boundary, therefore this access may be at risk if other local authorities or facility providers choose to prioritise clubs from within their local authority if there is growth in demand.

There are also 2 artificial grass pitches in the local authority area with sand-based playing surfaces designed for hockey as the main sport, but which also accommodate a large amount of demand for small sided football and club training, as detailed in figure 2.12.

### 2.15 AGPs at risk

There are no AGPs known to be at risk of development, however the 3G AGP at Perins Community School is poor quality and requires resurfacing. There is an insufficient sinking fund in place to fund the

resurfacing. Whilst not a preferred surface for football, the sand dressed AGP at Winchester Sports Stadium supports some demand for community football. This pitch is also poor quality and requires resurfacing. The small sided AGP at River Park has also been identified by Hampshire FA as requiring resurfacing as the pitch is at end of life.

### **2.16 Artificial Grass Pitch Ownership**

There are 4 3G AGPs in Winchester that are owned and managed by education sites, Perins Community School (1), Henry Beaufort School (1), and Swanmore College (2). AGPs on education sites are generally available for fewer peak hours than council managed AGPs due to school usage requirements, in Winchester, one of the pitches at Swanmore College (27 hours) and the pitch at Henry Beaufort School (25.5 hours) are available for significantly less than maximum peak hours (34 hours).

4 of the AGPs in Winchester are owned by the city council, 1 of which is leased to Winchester City FC, 2 are managed by Everyone Active at Meadowside Leisure Centre, and 1 is owned by the city council. There is a further AGP owned and operated by Wickham Parish Council at Wickham C of E Primary School.

Both SD AGPs in Winchester are owned by education sites. Further details of their ownership and management can be found in Appendix C.

### **2.17 Proposed New AGPs**

There are several housing developments planned in and around Winchester which have potential to develop new 3G AGP facilities, including:

- Welborne Garden Village, Fareham (adjacent to Knowle and Wickham)
- North Whiteley, Whiteley (2x full size 3G AGPs)

Although the proposed pitch at Welborne Garden Village falls outside the Winchester boundary, the proposed pitch will be adjacent to Wickham and Knowle and will likely receive significant usage from Winchester residents. Future demand for AGPs is discussed in section 5 of this report.

Kings School have held discussions with Hampshire FA and have proposals to develop a new 3G pitch on site, alongside their current SD pitch, however timescales for delivery are not yet confirmed. The school have been successful in securing CIL investment from WCC and have begun discussions with the Football Foundation to deliver the new 11v11 3G pitch.

Whiteley Town Council have submitted a planning application for 4 new grass 11v11 pitches as part of an ongoing housing development, which would support the demands of Whiteley Wanderers FC. Whilst these pitches are initially identified as grass pitches, there is an option to deliver one of these as 3G AGPs to further support the needs of Whiteley Wanderers FC and local clubs, groups, and residents.

Peter Symonds College have expressed an interest in developing a 3G pitch at the field opposite their main campus which currently provides grass rugby pitches. Although these pitches are not currently available for community use, should these pitches be lost then mitigation would be required.

Figure 2.11: 3G AGPs - Situation at Individual Sites

Site	Postcode	AGP Size & Type	Date built (refurbished)	Rating	On FA 3G Reg. Apr 24	Ancillary facilities	Security of access	Peak hrs available <sup>1</sup>	Est. use in peak hours	Supply / Demand Surplus	RAG
Henry Beaufort School	SO22 6JJ	90m x 46m Floodlit	2009	Poor	Yes	Clubs have access to toilet facilities but no changing rooms	Education - unaware of CUA	25.5	24.5	1	Red
Meadowside Leisure Centre	PO15 7LJ	35m x 18m Floodlit	2015	Standard	No	Leisure Centre changing rooms and toilets	Everyone Active - Secure	34	24	10	Green
		35m x 18m Floodlit	2015	Standard	No			34	24	10	Green
River Park Recreation Ground	SO23 7DD	60m x 35m Floodlit	1993 (2013)	Poor	No	None	Winchester City Council - Secure	34	18	16	Green
Perins Community School	SO24 9BS	100m x 60m Floodlit	1990 (2004)	Poor	No	Changing available in school	Education - unaware of CUA	32	21	11	Green
Swanmore College	SO32 2RB	60m x 35m Floodlit	2005	Standard	Yes	Changing available in school	Education - unaware of CUA	34	17	17	Green
		105m x 69m Floodlit	2015	Standard	Yes			27	26	1	Red
The City Ground	SO23 7SR	100m x 64m Floodlit	2024	Good	Yes	2 changing room clubhouse. Clubhouse is quite old and requires modernisation.	Winchester City FC have a 30-year lease from WCC - Secure	34	34	0	Red
Wickham C of E Primary School	PO17 5HU	38m x 31m Floodlit	2005	Standard	No	Can use toilet facilities at the community hall	Wickham Parish Council - Secure	34	18	16	Green

Figure 2.12: Hockey sand based AGPs available for football training - Situation at Individual Sites

Site	AGP Size and Type	Floodlights LUX Level	Date built (last refurb)	Ancillary facilities	Security of access	Management & ownership of site	Pitch Rating	Peak hours available <sup>2</sup>	Est'd use in peak hours	Supply/ Demand Balance	RAG
Kings School Sports Centre, SO22 5PN	Sand Dressed 100x63m	Floodlit (not LED) LUX Unknown	2000 (2023)	4 changing rooms. Good quality. No club house	Not aware of CUA	Education, managed by school hire	Good Club rate 4/5	18	17 hours Hockey - 10 hours Football - 7 hours	1	Red
Winchester Sports Stadium, SO23 0QA	Sand Dressed, 100x60m	LED Floodlit LUX Unknown	2008	Pavilion has 4 changing rooms. Good condition	No CUA in place	Education, managed by Winchester Uni	Poor	18	18 hours Hockey - 7 hours Football - 11 hours	0	Red

<sup>1</sup> Peak hours = M-Th 5-9pm, Fri 5-7pm, S&S 9-5pm = 34hrs

<sup>2</sup> Based on availability for training only M-Th 5-9pm, Fri 5-7pm = 18hrs

## 2.18 Ancillary Facilities

The ancillary facilities across the local authority area are generally standard quality. Figures 2.5-2.9 detail the situation at each site. Many sites in Winchester either do not have ancillary facilities or have limited ancillary facilities (lack of changing rooms or toilets), whilst not essential for youth football, many clubs prefer to have access to changing rooms and toilets at a minimum to ensure the safeguarding of players. Having access to at least standard quality ancillary facilities can support growth of football teams, particular youth and women and girls teams. Sites with ancillary facility issues are detailed in figure 2.13 below.

**Figure 2.13 – Winchester Ancillary Facility issues**

Site	Ancillary Facility Issues
Denmead Junior School	No changing facilities
Hoe Road Recreation Ground	Changing rooms are up a flight of stairs and not accessible.
Littleton & Harestock Playing Fields	No access to changing facilities
Priory Park	Poor quality pavilion which is inadequate for the level played at by Dynamos 1 <sup>st</sup> XI (Hampshire Div 1)
Colden Common Recreation Ground	No changing facilities
Swanmore Park	No changing facilities
Ashling Park	No working showers
Wickham Recreation Ground	Poor quality pavilion and changing facilities

### 3. Football Demand (Step 3)

The findings relating to football pitch demand in Winchester are summarised in this section of the report.

#### 3.1 Clubs and Teams

In the 2024/25 season, Winchester had a total of 48 affiliated clubs (including separately constituted youth sections of adult clubs) registered to Hampshire FA with 399 teams, of which 326 all play home fixtures on pitches in the study area, 73 teams play outside of the authority, the majority of these are youth teams playing at central venue leagues in Eastleigh. The total of 399 teams is an increase of 188 teams - 89% - since the previous audit in 2018 when 211 affiliated teams were registered in Winchester.

Of the 399 Hampshire FA affiliated teams in Winchester, 58 are adult men's teams (U19 + including veterans(3), small sided(17), disability(2) and walking football(3)), 6 women's teams (U19+), 200 youth teams (U11 – U18) comprising of 128 mixed teams, 17 boys' teams and 55 girls' teams and 135 mini-soccer teams (U6 – U10) of which 88 are mixed, 15 are boys' teams, and 32 are female.

16% of teams in Winchester are adult teams (down from 36% in 2018), 50% are youth teams (up from 48%) 34% are mini-soccer teams (up from 16%). There has been an increase of 68 women's and girl's teams within the local authority area since the previous report in 2018, an increase of 272%.

13 of the clubs in Winchester have youth sections with 10 or more age group teams. Of these clubs, 6 have over 25 teams, Littleton Juniors Youth with 44 teams, Whitley Wanderers Youth with 32 teams, Winchester City FC with 31 teams, Winchester City Flyers FC with 29 teams, Worthys Youth with 27 teams and Atalanta Youth with 26 teams.

Littleton Juniors Youth are based at Littleton & Harestock Playing Fields but due to the size of the club also play matches at King George V Playing Field and The Garrison Ground. They use a variety of different facilities for training including 3G, sand dressed, and grass pitches including Harestock Road. They state if they had more space they could have more teams with around 40 children on a waiting list. Games often get cancelled in the winter and they have no access to a clubhouse or changing facility, they are in need of a home site that could accommodate the size of the club.

Whitley Wanderers main site is Whitley Rec Ground (Meadowside Leisure Centre), but they state the grass pitches are often unplayable during the winter months, meaning they frequently rely on facilities in neighbouring authorities to accommodate matches and training. They state there is a need for additional 3G facilities in the area and for access to suitable changing facilities.

Winchester City FC state they have reached capacity and are having to turn players away. They are based at The City Ground which has recently been converted into a 3G AGP which will help to cater for some of the match and training needs of the club. Due to the size of the club, they also use other facilities for match days and training and state there is a need for additional 3G facilities in the area.

Winchester City Flyers FC are based at King George V Playing Fields, a large site with multiple pitches and a brand-new, purpose-built pavilion. They use numerous venues for training, stating 90% of which are sand dressed AGPs and unsuitable for football, especially in the winter months.

Worthys Youth FC are also based at King George V Playing Fields and state there is a lack of available pitches due to the increase in youth teams in the area.

Alanta Youth FC are based at Priory Park (Bishops Waltham) and share the site with Bishops Waltham Dynamo's who use it on a Saturday. The pitch quality is good but there is a need for the changing facilities on the site to be improved.

### 3.2 Active Lives Survey

The most recently published findings of the national Active Lives Adult Survey<sup>3</sup> (November 2023) showed that self-reported regular participation (i.e., taken part at least twice in the last 28 days) in football within England by adults (aged 16+) increased by 0.2%, from 4.4% between November 2021 - November 2022 to 4.6% between November 2022 - November 2023.

If football participation in the local authority area were at the national average in November 2023 (i.e., 4.6%), this would indicate around 5,865 adults (aged 16+) living in Winchester play football out of a 16+ adult population of approximately 127,500. This playing population considers both regular club participation and regular informal recreational play in parks and hired facilities, and Winchester residents who participate outside of the city.

The 'adult' football club playing membership in the local authority area is approximately 1,560 players (67 Adult 11v11 with squads of 20, plus 22 small sided teams with squads of 10 players). Assuming adult football participation in Winchester is in line with the current national average of 4.6%, this suggests that 75% of total regular adult football participation is either through informal activity outside of a club environment (i.e., through informal games with family, friends and/or work colleagues in parks) or exported to other clubs outside of the city.

### 3.3 Expressed Demand

Expressed demand in the local authority area for all levels and types of football is summarised in this section. Sources of demand information include FA databases, club and league websites, club survey returns, and information gathered from site visits and meetings. Venues outside of Winchester are noted in Italics.

**Open Age Men's Football** – There are 4 men's teams based in Winchester who play within the National League System. Winchester City FC play at the highest level at Step 3 in the Southern Football League followed by Alresford Town FC at Step 5. These clubs must comply with the FA's minimum Ground Grading Guidelines to maintain their league status, promotion from their current division / league requires the club's home ground to meet the requirements of the corresponding ground grading at each 'Step'.

**Figure 3.1: Senior Adult Football League Clubs**

Senior Football Clubs	League(s)	Home Ground	Training Ground
<b>Step 3</b>			
Winchester City FC	Southern FL, Premier Div.	The City Ground	The City Ground
<b>Step 5</b>			
Alresford Town FC	Wessex Football League	Arlebury Park	Perins Community School
<b>Step 7 (Regional Feeder League)</b>			
Bishops Waltham Dynamos First	Hampshire Premier Lge, Senior Division	Priory Park (Bishops Waltham)	Swanmore College Meadowside Leisure Centre
Colden Common First	Hampshire Premier Lge, Senior Division	Oakwood Park Recreation Ground	<i>The Hub Bishopstoke</i>

<sup>3</sup>

Active Lives Adult Survey November 2022-23, Sport England, (April 2024)

Other adult clubs based in the city and playing within the FA affiliated leagues that have been identified are detailed in Figure 3.2 below.

**Figure 3.2: Men's Adult League Clubs**

Other Adult Men's League Clubs	League(S)	Home Ground	Training Ground
Above Bar Church First	Solent Churches FL	<i>Hunts Farm Sports Ground</i>	Unknown
Chandlers Ford Veterans	Southampton Saturday Football League	Hunter Park	Unknown
Chelsea FC (Sparsholt) U19 CFCF	National Football Youth League	Sparsholt College Hampshire	Sparsholt College Hampshire (grass)
Colden Common Reserves	Hampshire Combination & Development Football League	Oakwood Park Recreation Ground	<i>The Hub Bishopstoke</i>
Compton • 3 teams (first, Sunday & walking)	Southampton Saturday FL City of Southampton Sunday FL Hampshire FA Walking FL	Memorial Playing Field	Memorial Playing Field (grass)
Denmead vets	Meon Valley Sunday Football League	King George V Playing Field (Denmead)	King George V Playing Field (Denmead) (grass)
Durley Vets	Southampton Saturday Football League	Durley Recreation Ground	Unknown
Kings Worthy FC	Winchester & District Football League	Eversley Park	Henry Beaufont School
Knightwood Park	Friendlies	<i>Knightwood Leisure Centre</i>	<i>Knightwood Leisure Centre</i>
Meonstoke First	Winchester & District Football League	The Meon Hall	The Meon Hall
MVC First	Solent Churches Football League	Shedfield Recreation Ground	Unknown
Pavilion Panthers FC	City of Portsmouth Sunday Football League	Hunter Park	Unknown
Soberton United First	City of Portsmouth Sunday Football League	Shedfield Recreation Ground	Soberton Recreation ground (grass)
South Wonston Swifts Sunday	Andover & District Sunday Football League	South Wonston Recreation Ground	Unknown
Sporting Wessex • 2 teams (first & A)	Southampton Saturday Football League	Colden Common Park	Unknown
Symondians Old Symondians FC	Winchester & District Football League	King George V Playing Field (Winchester)	Unknown
The Bell Inn	Andover & District Sunday Football League	The Gratton	Perins Community School
University of Winchester • 4 teams	BUCS Men's Football	King George V Playing Field (Winchester)	Winchester Sports Stadium
Upham • 2 Teams (first & reserves)	Hampshire Premier Lge, Division One Southampton Saturday Football League	Rays Farm Playing Field	Unknown
Waltham Wanderers First	Winchester & District Football League	Broad Lane Recreation Ground	Unknown
Whalesmead Thistle First	Winchester & District Football League	King George V Playing Field (Winchester)	Unknown
Whitley Wanderers 1st	Hampshire Premier Lge, Division One	Meadowside Leisure Centre	Meadowside Leisure Centre
Wickham Dynamos First	City of Portsmouth Sunday Football League	Wickham Recreation Ground	Wickham COE Primary School
Wickham Dynamos Saturday	Southampton Saturday Football League	Shedfield Recreation Ground	Wickham COE Primary School
Winchester City FC • 2 teams (U19 & U23)	National League U19 Alliance Hampshire Combination & Development Football League	The City Ground	The City Ground
Worthies Sports & Social	Winchester & District Football League	Eversley Park	Winchester Sports Stadium

**Youth football including girls and disability teams** - There are 19 youth football clubs in Winchester, 13 of these have 10 or more teams playing in affiliated leagues. The two largest youth clubs, Littleton Juniors Youth and Whitley Wanderers Youth regularly put out 44 teams and 32 youth teams respectively.

Of the 19 youth clubs based in Winchester, Littleton Juniors Youth offer the largest youth boys/mixed section with 43 teams playing across a range of facilities both within Winchester and in neighbouring authorities. Winchester City Youth FC provide the next largest youth boys/mixed section with 30 teams, mostly playing within Winchester following the development of their stadia 3G pitch.

**Figure 3.3: Youth and Mini Soccer Clubs (boys/ Mixed)**

Youth and Mini Soccer Teams	League(s)	Home Ground(S)	Training Ground(s)
AFC Whitley • 6 teams	Eastleigh & District Mini Soccer League Mid Solent Youth FL Portsmouth Youth FL	Broad Lane Rec. Ground Stoneham Lane Football Complex	Unknown
Alresford Town Youth • 7 teams	Southampton & District Tyro Sunday Youth FL City of Southampton Youth Football League	Arlebury Park Stratten Bates	Perins Community School
Atalanta Youth • 2 teams	Development football only	Priory Park (Bishops Waltham)	Wickham COE Primary School
Berewood Panthers Youth • 8 teams	Mid Solent Youth FL Portsmouth Youth FL	Berewood Primary School	Berewood Primary School
Bishops Waltham Dynamos • 18 teams	Mid Solent Youth FL Portsmouth Youth FL	Priory Park (Bishops Waltham) Swanmore College	Swanmore College Meadowside Leisure Centre Wickham COE Primary School
Colden Common Youth • 23 teams	Southampton & District Tyro Sunday Youth FL City of Southampton Youth FL Eastleigh & District Mini Soccer League	<i>Stoneham Lane Football Complex</i> Recreation Ground Colden Common Park The City Ground	Kings School <i>The Hub Bishopstoke</i> <i>Places Leisure, Eastleigh</i> <i>Toynbee School,</i> <i>Thorden School</i>
Compton • 3 teams	Testway Youth FL	Memorial Playing Field	Memorial Playing Field (grass)
Denmead • 15 teams	Portsmouth Youth FL	King George V Playing Field (Denmead)	King George V Playing Field (Denmead) (grass)
Hawks Community Youth • 11 teams	Mid Solent Youth FL Portsmouth Youth FL	Southwick Park Football Pitches	Unknown
Hurlsey Youth • 9 teams	Eastleigh & District Mini Soccer League Southampton & District Tyro Sunday Youth Football League City of Southampton Youth FL	<i>Stoneham Lane Football Complex</i> IBM Hursley Club <i>Places Leisure Eastleigh</i> John Keble COE Prim. School	Unknown
Infinity Youth • 4 teams	Portsmouth Youth FL Mid Solent Youth FL	Knowle Community Centre	Unknown
Littleton Juniors Youth • 43 teams	Eastleigh & District Mini Soccer League Junior Premier League City of Southampton Youth FL Southampton & District Tyro Sunday Youth Football League Testway Youth FL	Littleton & Harestock PF <i>Stoneham Lane Football Complex</i> <i>Places Leisure Eastleigh</i> Winchester Sports Stadium	Littleton & Harestock PF, Garrison ground, Henry Beaufort School, Harestock Road, Sparsholt College, River Park Rec ground Winchester Sports Stadium
Proco Youth U11	Junior Premier League	Winchester College P.E. Centre	Unknown
South Wonston Swifts Youth • 3 teams	Testway Youth FL	South Wonston Recreation Ground	Henry Beaufort School <i>Testbourne School</i>

Youth and Mini Soccer Teams	League(s)	Home Ground(S)	Training Ground(s)
Swanmore Youth • 2 teams	Mid Solent Youth FL	Broad Lane Recreation Ground	Unknown
Waltham Wolves Youth • 19 teams	Mid Solent Youth FL Testway Youth FL	New Road Playing Field Swanmore College	Swanmore College
Whiteley Wanderers Youth • 26 teams	Eastleigh & District Mini Soccer League	<i>Stoneham Lane Football Complex</i> Whitley Rec Ground (Meadowside Leisure Centre)	Meadowside Leisure Centre Swanmore College <i>Oasis Academy</i> <i>Brookfield Community School</i> <i>Wildren Secondary School</i>
Winchester City FC • 30 teams	Eastleigh & District Mini Soccer League City of Southampton Youth FL Southampton & District Tyro Sunday Youth FL Hampshire Combination & Development Football League	<i>Stoneham Lane Football Complex</i> Chilcomb Playing Fields King George V Playing Field (Winchester) Garrison ground	The City Ground <i>Thornden School</i> Henry Beaufort school
Worthys Youth • 19 teams	Testway Youth FL Southampton & District Tyro Sunday Youth Football League	Lord Rank Playing Field Eversley Park Winchester College (Ridding Meads Playing Fields)	River Park Rec ground

There is one women's team who play within the tier system 1-5, Winchester City Flyers playing Tier 5. The other senior women's teams play at Tier 7 County league level.

**Figure 3.4: Senior Women's Teams**

Tier 5 Women's Regional League Premier			
Winchester City Flyers Women First	Southern Region Women's FL, Premier Division	The City Ground	The City Ground
Tier 7 Women's County Leagues			
Clanfield Ladies	Hampshire County Women's Football League	West Meon Sports Ground	Unknown
Pavilion Panthers WFC	Hampshire County Women's Football League	Hunter Park	Unknown
Winchester City Flyers Women • 2 teams (res. / reds)	Hampshire County Women's Football League	King George V Playing Field (Winchester)	The City Ground

There are a total of 15 women's and girl's clubs affiliated to the Hampshire FA. Those outside of the Tier system or playing youth football are listed below.

**Figure 3.5: Clubs with Women and Girl's Teams**

Other Women and Girls' Teams	Leagues	Home Ground	Training Grounds
AFC Whitley youth • 5 teams	Hampshire Girls Youth FL	Hoe Road Recreation Ground	Unknown
Alresford Town Youth • 3 teams	Hampshire Girls Youth FL	Arlebury Park Stratten Bates	Perins Community School
Atalanta Youth • 24 teams	Hampshire Girls Youth FL Testway Youth FL Junior Premier League	Priory Park (Bishops Waltham) <i>Wyvern College Sport and Fitness</i>	Wickham COE Primary School
Clanfield Youth • 6 teams	Hampshire Girls Youth FL	West Meon Sports Ground	Unknown
Colden Common Youth • 2 teams	Hampshire Girls Youth FL	Recreation Ground	Kings School <i>The Hub Bishopstoke,</i> <i>Places Leisure, Eastleigh,</i> <i>Toynbee School,</i> <i>Thorden School</i>

Other Women and Girls' Teams	Leagues	Home Ground	Training Grounds
Compton • 2 teams	Hampshire Girls Youth FL	Memorial Playing Field	Memorial Playing Field (grass)
Denmead • 1 team	Hampshire Girls Youth FL	King George V Playing Field (Denmead)	King George V Playing Field (Denmead) (grass)
Hawks Community Youth • 1 team	Hampshire Girls Youth FL	Southwick Park Football Pitches	Unknown
Waltham Wolves Youth • 3 teams	Hampshire Girls Youth FL Junior Premier League	New Road Playing Field	Swanmore College
Whiteley Wanderers Youth • 6 teams	Hampshire Girls Youth FL Junior Premier League	Meadowside Leisure Centre Whiteley Primary School	Meadowside Leisure Centre
Winchester City Flyers Girls • 26 teams	Hampshire Girls Youth FL	King George V Playing Field (Winchester)	Kings School Henry Beaufort School, Perins School, Winchester Sports Stadium, River Park Rec ground The City Ground <i>Fleming Park (Eastleigh)</i>
Worthys youth • 8 teams	Hampshire Girls Youth FL	King George V Playing Field (Winchester)	Winchester Sports Stadium
University of Winchester • 1 team	BUCS Women's Football League	New Road Playing Field Swanmore College	Winchester Sports Stadium

Disability Football – There are two affiliated disability specific teams in Winchester, Solent Powerchair FC and Littleton Juniors U13.

### 3.4 Soccer Schools

There is demand for playing space for children's football coaching in Winchester, whether from commercial soccer schools, coaching providers or coaching organised by local community football clubs. Several youth football clubs based in the local authority area run development sessions for u5s and u6s and/or soccer schools in the school holidays to generate income for their clubs and as a pathway to feed new teams. Kick-a-bout run sessions for children from 3 upwards at Winchester Sport & Leisure Park and River Park AGP. Little Kickers and holiday sessions are run at Westgate Secondary school on their small sand dressed pitch and Henry Beaufort School.

### 3.5 Casual Demand

Casual football play among groups of children and adults, using free to use open access grass and MUGA in public parks continues to be a major feature of football demand. Indeed, the Active Lives Survey data suggests that 75% of all regular adult football played in the area is unaffiliated football within small-sided leagues, friendly games, park kick-about, or played outside of Winchester.

As identified in the supply section of the report, Winchester provides for informal football demand by maintaining open areas of grass in parks and open spaces, open access MUGAs or single sets of small size goalposts (such as Boarhunt Recreation Ground and Olivers Battery Recreation Ground). Where these informal play facilities are provided in parks alongside formal pitches designated for match play, they help to reduce wear of the formal pitches. However, it has been identified that some formal pitches in the area are subject to unauthorised use by organised teams for training and coaching.

### 3.6 Unmet / Latent Demand

3 clubs in the area reported unmet demand. Littleton Juniors state they have a waiting list of 40 players who they cannot accommodate due to lack of pitches, Whiteley Wanderers Youth who state they have capped the number of new teams due to lack of available training and playing facilities and have halted

all future growth plans, and Winchester City FC who state they have reached capacity and are turning players away.

Other clubs and leagues highlighted ambitions for growth to meet perceived latent demand, e.g., teams that could be created if additional pitch provision were available. This information is drawn from the club consultation surveys carried out from July 2024 to January 2025 and therefore only includes those clubs that completed the survey. Conversion of this perceived latent demand into new teams will depend on these clubs engaging sufficient volunteer team managers and coaches as well as securing suitable pitches to play and train on in the peak period. Figure 3.6 outlines the growth aspirations of clubs, and it is apparent that there is latent demand in the area for all formats of football from youth to adult football including women and girl's provision. This demand is explored further in Section 5 which outlines the effect of these potential demand trends.

**Figure 3.6: Winchester Football Clubs - Self-Reported Team Growth Plans**

Club	Growth Aspirations
Berewood Panthers Youth Fc	To continue to grow sensibly and not over stretch ourselves.
Colden Common Youth FC	We will continue to try to register 4 teams in each age group from U7-U11
Compton Football Club	We plan to continue to strive to build the Youth Section of the club.
Denmead Football Club	<i>No specific details provided</i>
Meonstoke Football Club	<i>No specific details provided</i>
Soberton United Football.C. 1906	Vets team
South Wonston Swifts Fc	<i>No specific details provided</i>
Worthies Youth Football Club	We will continue to add more girls' teams on top of the boys teams
Winchester City Flyers	Growth will be organic and in line with previous years' trends.
Winchester & District Football League	Additional teams will be needed with more housing and intake at local schools meaning more demand.

### 3.7 Displaced and Imported Demand

The research and consultation shows that as far as match play is concerned, there is displaced demand of football - i.e., teams of clubs based in Winchester travelling outside the area, however this is predominantly to play home fixtures in Central Venue Leagues such as the Eastleigh and District Mini Soccer League based at Stoneham Lane Football Complex.

There is imported demand from clubs based outside the local authority area using the facilities for matches and training. Clanfield FC's Women and Girls section plays their matches in Winchester (West Meon Rec Ground) due to a lack of suitable facilities in East Hampshire. Imported demand for training facilities has been identified consisting of two clubs at the Meadowside Leisure Centre - Whiteley Blues FC, Locks Heath Lions and one club at Winchester Sports Stadium – Andover New Street FC.

6 clubs in the area report teams training on sand dressed artificial pitches (Colden Common FC, Littleton Juniors, Winchester City FC, Winchester City Flyers, Worthies Youth and University of Winchester) and some clubs report using grass pitches for training throughout the season (Berewood Panthers, Compton, Denmead, Meonstoke and Soberton). It is likely other youth training takes place on grass pitches particularly in the lighter evenings and at weekends. Adult Sunday teams will typically train on grass pitches in the early season then either stop training, utilise artificial pitches where space allows or play within a 5-a-side league.

## 4. The Situation at Individual Football Sites (Step 4)

### 4.1 Grass Pitch Sites

The grass football pitches were assessed in October of the 2024/25 season, with most of the sites assessed using the methodology established by Sport England and the FA in the published Playing Pitch Strategy Guidance (2013) - i.e., a non-technical visual site assessment. 13 of the grass pitch football sites had a more in-depth assessment using the Football Foundation's PitchPower methodology and reporting. Hampshire FA have reviewed the findings of these site-specific assessments and agreed the quality ratings as a basis for comparison of the amount of play each site can accommodate (i.e., 'carrying capacity') against the amount of play that takes place. Carrying capacity is a measure of the number of match equivalent sessions per week for community use each pitch can take without adversely affecting its quality and use.

The following pitch carrying capacities have been used and are consistent with the PPS Guidance methodology, informed (where applicable) by the Performance Quality Standard ratings (from Poor to High) in the PitchPower Assessment Reports.

**Figure 4.1: Grass Football Pitch Carrying Capacity**

PPS Guide ratings/ Pitch Power PQS ratings	Adult Football	Youth Football (9v9, 11v11)	Mini Soccer (5v5, 7v7)
	Number of match equivalent sessions a week		
Good / High or Advanced	3	4	6
Standard / Basic or Good	2	2	4
Poor / Poor	1	1	2

The full pitch audit details the situation at each individual football site with regard to:

1. *Pitch supply* (including the quality ratings) and conclusions reached as to the amount of play a site can accommodate (i.e., its carrying capacity for community use).
2. *The amount of play that takes place at each site* (i.e., the expressed demand where known) adjusted to reflect any casual or education use in addition to club use for matches and training.
3. *The comparison* (shown as a RAG rating) as to whether, for each pitch type it contains, a site is:
  - **RED** - Being overplayed (current use exceeds the carrying capacity)
  - **AMBER** - Being played to the level the site can sustain (current use matches the carrying capacity), or
  - **GREEN** - Potentially able to accommodate some additional play (current use falls below the carrying capacity)

There are 5 sites highlighted from the site audit spreadsheet as **RED** rated sites where the majority of the available natural turf football pitches are overplayed.

- Chilcomb Sports Ground
- Hunter Park
- Littleton & Harestock Playing Fields
- West Meon Recreation Ground
- Whiteley Recreation Ground

3 sites from the full site audit are **AMBER** rated where the majority of the natural turf pitches are played at (or very close to) their playing capacity:

- Broad Lane Recreation Ground / Swanmore Rec
- Micheldever Station Recreation Ground
- Colden Common Recreation Ground

30 sites from the site audit spreadsheet were identified as having surplus capacity on the majority of pitches and highlighted **GREEN**.

- Arlebury Park
- Ashling Park
- Bearwood Primary School
- Broad Lane Recreation Ground
- Colden Common Park
- Compton and Chandlers Ford CC
- Denmead Junior School
- Durley Recreation Ground
- Eversley Park
- Harestock Road
- Hoe Road Recreation Ground
- IBM Hurlsey Club
- John Keble CE Primary School
- King George V Playing Field (WCC)
- Knowle Community Centre
- Lord Rank Playing Fields
- MOD Southwick Park
- Oakwood Park Recreation Ground
- Priory Park
- Shedfield Recreation Ground
- South Wonston Recreation Ground
- Sparsholt College Hampshire
- Stratten Bates
- Swanmore Park
- The Garrison Ground
- The Gratton
- The Meon Hall
- Upham Recreation Ground
- Wickham Recreation Ground
- Winchester College (Riding Meads PF)

The table below compares estimates of the total football play on natural grass pitches in the peak period (weekends and evenings) against available capacity across all the football playing field sites currently in community use in the area.

**Figure 4.2: Grass pitches Supply / Demand Balance –football sites with community use**

Pitch Type	Capacity (MES / Week)	Estimated Use (MES/ Week)	Supply / Demand Balance
11v11 (Open Age, Veterans, U19, U18, U17)	103	71.5	31.5
Youth 11v11 (U13-U16)	36	30.25	5.75
Youth 9v9 (U11-U12)	54	34	20
Mini Soccer 7v7 (U9-U10)	44	21	23
Mini Soccer 5v5 (U7-U8)	18	5.25	12.75
<b>Total</b>	<b>255</b>	<b>162</b>	<b>93</b>

The table shows that there is a positive supply balance (i.e., unused capacity) of natural turf pitches for football in the area for all forms of football. However, not all of this accounts for actual spare capacity in peak periods (Saturday PM and Sunday all day for adult football, Sunday all day for youth boys / girls' football), some sites may be managed to below capacity to account for recreational / friendly matches, others do not have secured community use e.g., education sites and pitches rated as poor quality should also be discounted. It should also be noted that as shown earlier there are 134 mini soccer teams (5v5 and 7v7) are based in the area (figure 2.3) equating to 67 MES, however 50 mini-soccer teams play at central venues in a different local authority, reducing the MES demand within Winchester to 42.5. Estimated use in the table above equates to 26.25 MES for mini soccer, a difference of 16.25 MES. Whilst some of this use may be on 3G artificial pitches it is likely some matches are either played on the wrong size pitch creating additional pressure on 9v9 and 11v11 pitches.

Figure 4.3 lists the natural turf playing pitch sites with capacity to determine if this capacity is available in the relevant peak period and secured.

Figure 4.3 - Does the Potential to Accommodate Additional Play Equate to Spare Capacity?

Pitch sites with spare capacity	Is there any reason why additional play could not take place (Y/N)?	Are all the pitches for the particular pitch type used during the relevant peak period (Y/N)?	Pitch Type	Total pitch capacity surplus	Spare capacity in peak (MES)?	Capacity discounted	Comments/ Rationale
Arlebury Park	N	N	Adult 11v11	2.5	0.5	2	Adult pitch available for 1 MES in peak period due to inflexible kick off times.
			Junior 9v9	1	1	0	
Ashling Park (also known as KGV PF - Denmead)	N	N	Adult 11v11	0.75	0.5	0.25	0.25 discounted as 0.5 minimum for match use.
			Adult 11v11	0.75	0.5	0.25	
			Junior 9v9	0.75	0.5	0.25	
			Mini 7v7	0.25	0	0.25	
Bearwood Primary School	N	N	Junior 9v9	1	0	1	Capacity discounted as provision not secured.
			Mini 7v7	3	0	3	
Broad Lane Rec / Swanmore Rec	N	N	Mini 7v7	3	3	0	
Colden Common Park	N	N	Junior 9v9	3.5	3.5	0	Capacity discounted due to poor pitch condition.
			Adult 11v11	0.5	0	0.5	
Compton And Chandlers Ford CC	N	N	Adult 11v11	1.75	1.5	0.25	0.25 discounted as 0.5 minimum for match use. Capacity discounted due to poor pitch condition.
			Junior 11v11	1.25	1	0.25	
			Junior 11v11	1.25	1	0.25	
			Junior 9v9	0.75	0.5	0.25	
			Mini 7v7	0.75	0	0.75	
Denmead Junior School	N	N	Junior 9v9	1	0	1	Capacity discounted as provision not secured.
			Mini 7v7	2	0	2	
Durley Rec	N	N	Adult 11v11	1.5	0.5	1	Adult pitch available for 1 MES in peak period due to inflexible kick off times.
Eversley Park	N	N	Adult 11v11	1	1	0	0.25 discounted as 0.5 minimum for match use.
			Adult 11v11	0.5	0.5	0	
			Junior 9v9	2.25	2	0.25	
			Junior 9v9	2.5	2.5	0	
Harestock Road	N	N	Adult 11v11	0.5	0	0.5	Capacity discounted as provision not secured.
Hoe Road Recreation Ground	N	N	Adult 11v11	1.5	0.5	1	Adult pitch available for 1 MES in peak period due to inflexible kick off times.
			Junior 9v9	1	1	0	
			Mini 7v7	2.5	2.5	0	
IBM Hursley Club	N	N	Adult 11v11	1.25	0	1.25	Capacity discounted as provision not secured.
John Keble CE Primary School	N	N	Junior 11v11	1.5	0	1.5	Capacity discounted as provision not secured.
King George V Playing Field (KGV)	N	N	Junior 11v11	0.25	0	0.25	0.25 discounted as 0.5 minimum for match use.
			Junior 11v11	0.5	0.5	0	
			Junior 11v11	0.25	0	0.25	
			Junior 11v11	0.25	0	0.25	
			Junior 9v9	0.25	0	0.25	
			Mini 5v5	3.25	3	0.25	
Knowle Community Centre/Village Green	N	N	Junior 11v11	0.25	0	0.25	0.25 discounted as 0.5 minimum for match use.

Pitch sites with spare capacity	Is there any reason why additional play could not take place (Y/N)?	Are all the pitches for the particular pitch type used during the relevant peak period (Y/N)?	Pitch Type	Total pitch capacity surplus	Spare capacity in peak (MES)?	Capacity discounted	Comments/ Rationale
Littleton & Harestock Playing Fields	N	N	Junior 9v9	1.25	1	0.25	0.25 discounted as 0.5 minimum for match use.
Lord Rank Playing Field (Micheldever Rec Ground)	N	N	Adult 11v11	1.5	0.5	1	Adult pitch available for 1 MES in peak period due to inflexible kick off times.
MOD Southwick Park	N	N	Junior 9v9	0.5	0	0.5	Capacity discounted as provision not secured.
			Mini 7v7	3	2	1	
			Mini 7v7	1	0	1	
Oakwood Park Recreation Ground	N	N	Adult 11v11	1	1	0	
Priory Park	N	N	Adult 11v11	0.75	0.5	0.25	0.25 discounted as 0.5 minimum for match use.
			Junior 11v11	2.25	2	0.25	
			Junior 9v9	1.25	1	0.25	
			Junior 9v9	1.75	1.5	0.25	
			Mini 7v7	3	3	0	
			Mini 7v7	3	3	0	
			Mini 7v7	1.5	1.5	0	
Colden Common Recreation Ground	N	N	Junior 9v9	0.5	0.5	0	
Shedfield Recreation Ground	N	N	Adult 11v11	0.5	0.5	0	
			Junior 9v9	1.5	1.5	0	
South Wonston Recreation Ground	N	N	Adult 11v11	0.5	0.5	0	
			Mini 5v5	3.5	3.5	0	
Sparsholt College Hampshire	N	N	Adult 11v11	2.5	0	2.5	Capacity discounted as provision not secured.
			Adult 11v11	3	0	3	
Stratten Bates	N	N	Adult 11v11	1	1	0	
			Adult 11v11	1	1	0	
Swanmore Park (New Road Playing Field)	N	N	Junior 11v11	0.5	0	0.5	Capacity discounted due to poor pitch condition.
			Mini 5v5	3	3	0	
			Mini 5v5	3	3	0	
The Garrison Ground	N	N	Adult 11v11	1	1	0	
			Adult 11v11	1	1	0	
The Gratton	N	N	Adult 11v11	1.5	0.5	1	Adult pitch available for 1 MES in peak period due to inflexible kick off times.
			Adult 11v11	1	1	0	
The Meon Hall	N	N	Adult 11v11	1.5	0.5	1	Adult pitch available for 1 MES in peak period due to inflexible kick off times.
Upham Recreation Ground	N	N	Adult 11v11	1	1	0	
Wickham Recreation Ground	N	N	Adult 11v11	1	1	0	
Winchester College (Ridding Meads Playing Fields)	N	N	Adult 11v11	1.5	0	1.5	Capacity discounted as provision not secured.
			Adult 11v11	2	0	2	
			Adult 11v11	2	0	2	
			Adult 11v11	2	0	2	
			Adult 11v11	2	0	2	
			Adult 11v11	2	0	2	
			Junior 9v9	2.5	0	2.5	

Figure 4.4 below summarises the final capacity in the peak period across each type of natural turf pitch after discounting capacity due to unavailability in peak period or pitches being unsecured or of poor quality.

**Figure 4.4: Grass Pitches Supply / Demand Balance –community football sites**

Pitch Type	Capacity (MES / Week)	Estimated Use (MES/ Week)	Supply / Demand Balance	Capacity discounted	Capacity in Peak period	Pitch Equivalent*
11v11 (Open Age, Veterans, U19, U18, U17)	103	71.5	31.5	27.25	4.25	2
Youth 11v11 (U13-U16)	36	30.25	5.75	3.75	2	1
Youth 9v9 (U11-U12)	54	34	20	6.75	13.25	6
Mini Soccer 7v7 (U9-U10)	44	21	23	8.00	15	3
Mini Soccer 5v5 (U7-U8)	18	5.25	12.75	0.25	12.5	3
<b>Total</b>	<b>255</b>	<b>162</b>	<b>93</b>	<b>46</b>	<b>47</b>	

\*Based on standard pitch ratings rounded down to whole number.

It should be noted that whilst the overall supply and demand balance appears to show a large surplus in match equivalent sessions (MES) per week, when this is converted into pitch equivalents (based on a standard pitch quality e.g. 2 MES for adult 11v11, 2 MES for youth 11v11/ 9v9, 4 MES for 7v7/5v5), **it shows that the actual peak period supply of pitches is only slightly greater than demand.** Due to the size of the Winchester Local Authority boundary, and the significant variation in population density between the city centre and more rural areas, the distribution of spare capacity against the locations of high demand from large clubs should also be considered, not just the total spare capacity across the whole area. The future demand highlighted in section 5 further reduces the spare capacity identified above.

### 4.3 The FA National Football Facilities Strategy

In 2018, in partnership with the Football Foundation and Sport England, the Football Association developed a ten-year investment plan in facilities for grass roots football - *The National Football Facilities Strategy 2018-2028*. The facilities strategy aims to ensure that by 2028:

- Every FA-affiliated club has access to a 3G artificial pitch for training and, potentially, matches.
- Accelerated improvements are made to the key grass pitch sites across England to reduce fixture cancellations.

To support delivery of the FA's new national strategy titled '*A Thriving Grassroots Game*', Hampshire FA - in partnership with the Football Foundation and the county local authorities - is focused on the following interventions in relation to the overarching priority to **Build more and improve existing facilities**:

#### Transform grass pitch quality

- Engage with organisations to create a pipeline of projects.
- Provide post award support to organisation receiving Grass Pitch Maintenance funding.

#### Support the development of more 3G pitches

- Encourage organisations to deliver the 3G projects identified in the Local Football Facility Plans
- Specific goal of seeking partnerships which could facilitate a Hampshire County FA run facility in the east of the county.

#### Create inclusive and accessible facilities

- Ensure all planning application projects are welcoming, inviting and feel safe for women and girls.
- Ensure each Football Foundation project is community led.

#### Improvement environmental sustainability

- Embrace the Football Foundation Energy Fund

### **4.4 Winchester Local Football Facilities Plan**

The Local Football Facilities Plan (LFFP) for Winchester was updated in 2025 alongside the PPS process and identifies the key projects to increase 11v11 3G pitch provision and improve ancillary facilities in the area.

The plan identifies a need for seven 11v11 3G pitches at Kings School Sports centre, Peter Symonds College, and 5 area wide projects, with site options to be considered (3 in the Whiteley area and 2 in the Winchester City Area). Along with the resurface of Perins School and River Park recreation ground. Ancillary improvements projects include Priory park (Bishops Waltham) and Hoe Road recreation ground.

The Playing Pitch Strategy methodology is more detailed than that used to usually inform the LFFP investment priorities but in this instance, with the process being completed in tandem, the findings of the PPS have been used to determine the LFFP priorities. However, Sport England would highlight that the PPS should be referred to as the evidence base to inform the development planning process.

### **4.5 FA Training Scenario for 3G AGP Assessments of Need**

The FA has designed a model scenario to help with understanding what demand there may be for full size equivalent floodlit 3G AGPs if increased amounts of play were to take place on them. The scenario question tested is: *How many full size floodlit 3G AGPs may be required to meet demand within the local authority area if all teams playing competitive football had access to a full size floodlit 3G AGP to train on once a week?*

The answer to this scenario question for Winchester is set out below based on the current 3 full size (or near full size) floodlit 3G AGPs on the FA Register which have community use for football during peak periods<sup>4</sup> (The City Ground, Swanmore College, Henry Beaufort College), as well as the 2<sup>nd</sup>, smaller sized, AGP at Swanmore College which is also on the FA register. Making a total of 3.5 full sized pitches or equivalent in the district.

The full-sized pitch at Perins Community School has been discounted due to its poor condition, which is preventing it from being on the FA 3G pitch register. This pitch does cater for club training use but is not used for matches at the weekend. There are also a number of smaller facilities discounted that cater for recreational provision including student use, 5-aside matches and coaching programmes of which there is significant demand for in Winchester (River Park Recreation Ground, Meadowside Leisure Centre (2), and Wickham C of E Primary School). Should the pitch at Perins Community School be resurfaced and achieve FA 3G pitch register status, and the remaining small sided facilities be included in supply, the total supply of 3G pitches equates to 5.5 full size equivalents (0.5 per small sided pitch).

As a guide the FA suggest that one full size floodlit 3G AGP could potentially accommodate the training demand from 38 teams. The information from the assessment indicates that there are 399 teams playing competitive football in Winchester and as such the 1:38 ratio suggests that 10.5 full size equivalent floodlit 3G AGPs would be required to meet 100% of team football training on 3G within the city. As such there is a need for a minimum of 7 further accessible full-sized pitch in the area to support

<sup>4</sup> Weekdays 17:00 - 21:00 (or 19:00 on Fridays) and 09:00 - 17:00 on weekends.

current training and match play demands. This shortfall is reduced to 5 full size AGPs should the pitch at Perins Community School be resurfaced and small sided pitches be included in supply. This shortfall is further reduced to 4 full-size pitches when considering the development of a new 11v11 3G AGP at King School, which has received CIL funding from WCC.

The majority of full sized 3G pitches are used to capacity during peak hours, with little free time. It should also be noted that some of the facilities across Winchester have limited hours for community use either due to school access up to 6pm or floodlighting restrictions on evening and weekend use for example the pitch at Henry Beaufort is only available for 25.5 peak hours out of 34 total and does not permit adult football on Sundays. The club training scenario calculation also takes no account of the accessibility of the available AGPs to clubs nor cost / affordability issues.

## 5. The Current and Future Picture of Provision for Football (Step 5)

### 5.1 Grass pitches

A number of playing field sites in Winchester have pitches that are being played to capacity or overplayed, these are either sites that are the home grounds for clubs with a large number of teams and a limited number of pitches, such as Littleton & Harestock Playing Field (Littleton Juniors FC) or those with good maintenance with additional clubhouse facilities which make them popular (KGV) or have poor maintenance and limited capacity (Whiteley Recreation Ground).

There is some capacity for all forms of football in Winchester in the peak period once poor pitches and those with unsecured access are discounted, but these are likely to be needed in the future with the increasing demand for football facilities. However, 3 clubs in the area have reported latent demand due to a lack of suitable facilities within reasonable catchment of their home pitches.

The PitchPower report findings for the sites in Winchester identifies the potential for enhanced quality and playing capacity at a number of sites if the ongoing pitch maintenance can be improved.

### AGPs

The trends in football point to the continuing growth in the recreational game including walking football, small sided and women's recreation provision as well as youth, mini soccer and girls' football, the provision of more full size 3G football AGPs on the FA Register with large youth clubs as the primary user will help to accommodate training and match day provision reducing the need for training on grass pitches, as well as the number of over-marked or overused natural turf pitches.

### 5.2 Future

To estimate the potential impact of population growth over the strategy period to 2040 on the need for football pitch capacity in the peak period, Sport England's Playing Pitch Calculator (PPC) tool has been used to determine the number of teams likely to be generated in the future based on population growth.

To meet football demand from 7,331 additional residents (as currently forecast<sup>5</sup>) and assuming current levels of football demand by age group for matches and training in the peak period, the PPC indicates that the equivalent capacity of +1.69 adult football pitches, +5.02 youth football pitches and +3.84 mini soccer pitches will be needed in the area (totalling +10.56 natural turf pitches) as well as +21.12 hours of estimated demand for training per week, equivalent half a full sized (0.56) AGP, see figure 5.1.

**Figure 5.1: Demand from population growth**

Football	No of Pitches to meet demand
Adult	1.69
Youth	5.02
Mini	3.84
<b>Total Grass pitches</b>	<b>10.56</b>
Training	21.12
<b>Total AGP</b>	<b>0.56</b>

**Potential effect of demand trends (how pitch sports are played)** – Among adults, national trends show a reduction in interest in taking part in sports that demand a commitment to regular attendance, in favor of more casual involvement. This national picture is reflected in Winchester where Hampshire FA

<sup>5</sup> Population change from the 2021 Census population to 2040 based on ONS population projections

adult team affiliations have decreased by 13 teams (from 71 in 2018 to 58 in 2024/25). Youth football continues to show a growth trend, but this growth slows through the older youth age groups when exams and other interests tend to impact. The biggest growth in Winchester has been in mini soccer teams with an additional 101 teams (from 33 in 2018 to 134 in 2024/25). Clubs through their survey returns have indicated further growth aspirations for adult and youth teams. A total of 9 clubs and 1 league in the area outlined growth aspirations, as outlined in Section 3, figure 3.6, and whilst clubs are reliant on volunteers to deliver this growth it is reasonable to suggest that with sufficient facilities each club could grow by 1-2 teams a year, resulting in a possible additional 9-18 teams a year. There is also likely to be a further increase in demand for girls' football following the success of the England Women's team and the FA's investment in development programmes such as the girls football school's partnership and Wildcats and Squad Girls at club level.

The FA's insight shows that youth football is growing at an average of 3.09% year on year. In view of these demand pressures, a further run of the Playing Pitch Calculator has been made to show the possible impact on pitch needs with an adjusted demand rate of 63% for youth football (3.09% iterative increase per year over 16 years).

**Figure 5.2: Demand from population growth and increase in youth football demand (FA insight)**

Football	No. of Pitches to meet demand
Adult	1.69
Youth	8.19
Mini	6.26
<b>Total Grass pitches</b>	<b>16.14</b>
Training	32.29 (Hours)
<b>Total AGP</b>	<b>0.85</b>

To meet football demand from 7,331 additional residents and adjusting demand for a growth of 63% in youth football for matches and training in the peak period until 2040, the PPC indicates that the equivalent capacity of +2 adult football pitches, +8 youth football pitches and +6 mini soccer pitches will be needed in the area (totalling +16 natural turf pitches) as well as 32 hours of training on a 3G pitch equivalent to one additional AGP needed. This should be taken as the minimum estimated pitch requirement from growth of youth football as the growth rate of youth football exhibited in Winchester over the last 7 years has been significantly greater than 3.09% per year at 6.54% per year.

Figure 5.3 outlines the effects of the future demand highlighted above on pitch capacity based on population growth and adjusted demand, including the future development of 4 adult 11v11 grass pitches in Whiteley. This shows that the current supply of community available grass football pitches in Winchester is sufficient for the projected level of demand up to 2040.

**Figure 5.3 Changes in capacity after accounting for future growth and demand.**

Pitch Type	Pitch equivalent capacity in peak period	Demand (pitch equivalent)	
		Future demand	Total
11v11 (Open Age, Veterans, U19, U18, U17)	2	2	4*
Youth 11v11 (U13-U16)	1	8	-1
Youth 9v9 (U11-U12)	6		
Mini Soccer 7v7 (U9-U10)	3	6	0
Mini Soccer 5v5 (U7-U8)	3		
<b>Total</b>	<b>15</b>	<b>16</b>	<b>3</b>

\*Including the 4 adult 11v11 grass pitches proposed in Whiteley

Growth of junior football in Winchester has been significantly greater than predicted in the 2018 Playing Pitch Strategy, which estimated a growth 12 teams based on team generation rates to 2031, this number has already been exceeded in 2025 by an extra 53 teams in the District, which is a growth rate of 6.54% per year.

To meet football demand from 7,331 additional residents and adjusting demand for a growth of 154% (6.54% iterative increase per year over 16 years) in youth football for matches and training in the peak period until 2040 as projected by growth in Winchester since the 2018 strategy, the PPC indicates that the equivalent capacity of +2 adult football pitches, +15 youth football pitches and +10 mini soccer pitches will be needed in the area (totalling +27 natural turf pitches) as well as 52 hours of training on a 3G pitch equivalent to an additional 1.5 AGPs needed.

**Figure 5.4: Demand from population growth and increase in youth football demand (growth since last strategy)**

Football	No. of Pitches to meet demand
Adult	1.69
Youth	14.66
Mini	9.68
<b>Total Grass pitches</b>	<b>26.03</b>
Training	52.36 (Hours)
<b>Total AGP</b>	<b>1.38</b>

Figure 5.5 outlines the effects of the future demand highlighted above on pitch capacity based on population growth and adjusted demand. This shows that the current supply of community available grass football pitches in Winchester is not sufficient for the projected level of demand up to 2040 based on the growth rate of junior football since the 2018 PPS.

**Figure 5.5 Changes in capacity after accounting for future growth and demand.**

Pitch Type	Pitch equivalent capacity in peak period	Demand (pitch equivalent)	
		Future demand	Total
11v11 (Open Age, Veterans, U19, U18, U17)	2	2	4*
Youth 11v11 (U13-U16)	1	15	-8
Youth 9v9 (U11-U12)	6		
Mini Soccer 7v7 (U9-U10)	3	10	-4
Mini Soccer 5v5 (U7-U8)	3		
<b>Total</b>	<b>15</b>	<b>27</b>	<b>--8</b>

\*Including the proposed development of 4 adult 11v11 grass pitches in Whiteley

## 6. Key findings and issues for football (Step 6)

**Figure 6.1: Football Key Findings and Issues**

The main characteristics of the <u>current</u> supply of and demand for provision
<p>Since the last assessment was carried out in 2018 there have been changes in both the supply of football pitches in Winchester and in football demand. On the supply side, there has been additional provision of a new full sized 3G AGP at The City Ground (2024). In addition, the Sand Dressed (SD) AGP at Kings School been resurfaced. At the time of reporting there are a number of housing development sites which have been proposed to include AGP projects but have yet to be confirmed.</p> <p>There has been some change to grass pitch provision with improvements to pitch maintenance at Littleton &amp; Harestock Playing Field, King George V Playing Field (KGV), Eversley Park, and Priority Park and at the time of reporting the 11v11 pitch at Soberton Recreation Ground is being renovated.</p> <p>New ancillary facilities have been developed at Shedfield Recreation Ground and KGV have been developed since the last strategy, with further ancillary facility improvements planned at River Park Recreation Ground.</p> <p>98 grass pitches are identified as available for community football across the city, on 38 operational playing pitch sites. Along with 4 FA compliant 3G pitches in the area of various sizes and an additional 7 non-FA compliant pitches which cater for community club training demand.</p> <p>Key trends in football demand identified in 2018 have continued to impact and Winchester have seen a growth in all areas except adult male football, with the biggest growth being in mini soccer teams.</p> <p>In the 2024/25 season, Winchester had a total of 399 football teams, of which 326 play home fixtures within Winchester. This represents an increase of 188 teams (89%) since the previous audit in 2018 when 211 affiliated teams were registered in the city.</p>
Is there enough accessible and secured community use provision to meet <u>current</u> demand?
<p><b>No</b> – When adjusting for peak period capacity, there is insufficient supply of grass pitches in areas of high population around the city centre. There is also a significant shortfall (7 11v11 AGPs) of full sized 3G AGPs which are required to meet current demand.</p> <p>A number of playing field sites in Winchester have pitches that are being played below their maximum capacity; however these are often more rural pitches in areas of lower population density and demand from larger clubs. However, there are some key sites which host large clubs that are currently overplayed including Littleton &amp; Harestock Playing Fields, Whiteley Recreation Ground, and King Geroge V Playing Field. Littleton Juniors, Whiteley Wanderers, and Winchester City FC all report latent demand due to a lack of suitable, available facilities to host additional teams.</p> <p>When considering the peak period capacity of sites with spare capacity, the capacity in peak periods is significantly reduced, with only 2 pitch equivalents capacity on adult 11v11 pitches and only 1 pitch equivalent capacity on youth 11v11 pitches. Whilst overall there is spare capacity, the distribution of this capacity should be considered as many of the pitches with capacity are more rural and would be an unsuitable travel distance for many of the larger clubs in the city.</p> <p>There is a significant shortfall in provision of 3G pitches to meet training demand. There are several clubs who travel outside of the area for training or use sand-based pitches or grass areas for training, which constrains the growth aspirations of these clubs and contributes to latent demand. To meet the shortfall in current supply investment is needed in the provision of 7 more full size 3G football AGP in the area</p>

which should be strategically located within reasonable travel distance of areas of high demand such as the city centre to support youth clubs to meet the needs of their teams for training and matches.

The grass pitches at ATR (Sir John Moore Barracks) and Harestock Road are at risk of closure following plans to redevelop the MOD site for housing and community space. The pitch at ATR is not in community use but the pitch at Harestock Road is used for matches and training by Littleton Juniors FC. The club have noted issues with training capacity and availability at the sites they currently use, which would be compounded by the loss of this pitch and as such migration would be needed to reprovide suitable facilities to accommodate this training need.

#### **Is the provision that is accessible of sufficient quality and appropriately maintained?**

**No** – The 3G pitches in Winchester are not of sufficient quality. The 3G pitch at Perins Community school is no longer on the FA register, meaning it is not able to host affiliated matches. The pitches at Swanmore College and Henry Beaufort School both require resurfacing and are at the end of their useable life.

Over 1 third of grass pitches (34%) are of a good-quality, with sufficient maintenance programmes to sustain their level of use and provide a high-quality playing surface. Many of these pitches have benefitted from grass pitch improvements recommended by the Grounds Maintenance Association through the Football Foundation's PitchPower pitch assessment reports. The pitches at Littleton & Harestock Recreation Ground, King George V Playing Field, Eversley Park, and Priory Park have all been significantly improved since the previous assessment of needs in 2018.

There are only 4 FA compliant 3G pitches in the area, 3 of these are on education sites with high levels of community usage both for training and matches and slightly reduced availability in peak hours. The full size 3G AGP at Perins Community School is of poor quality and therefore not on the FA 3G pitch register and is not able to host matches, significantly reducing its effective capacity during peak periods. The full-sized pitches at Swanmore College and Henry Beaufort School both require resurfacing as both were rated poor and near the end of their usable life. The small sided AGP at River Park and the small sided pitches at Meadowside Leisure Centre require resurfacing.

The ancillary facilities across the local authority area are generally standard quality. Many sites in Winchester either do not have ancillary facilities or have limited ancillary facilities (lack of changing rooms or toilets), whilst not essential for youth football, many clubs prefer to have access to changing rooms and toilets at a minimum to ensure the safeguarding of players. Having access to at least standard quality ancillary facilities can support growth of football teams, particular youth and women and girls teams. There are no changing facilities available at Denmead Junior School and Swanmore Park, there are also poor quality facilities at Wickham Recreation ground which Wickham PC are planning on upgrading.

#### **What are the main characteristics of the future supply and demand for provision?**

Future demand for football facilities will put increasing pressure on the existing supply. To meet football demand from 7,331 additional residents (as currently forecast<sup>6</sup>) and assuming current levels of football demand by age group for matches and training in the peak period, the PPC indicates that the equivalent capacity of +1.69 adult football pitches, +5.02 youth football pitches and +3.84 mini soccer pitches will be needed in the area (totalling +10.56 natural turf pitches) as well as +21.12 hours of estimated demand for training per week, equivalent half a full sized (0.56) AGP.

<sup>6</sup> Population change from the 2021 Census population to 2040 based on ONS population projections

The growth plans of the football clubs based in Winchester will also place further pressure on pitch supply. 9 clubs and 1 league responded to the survey indicating they have aspirations to increase the number of teams/clubs they run over the coming seasons, provided they have sufficient volunteers and pitches for matches and training can be secured.

This combined with the FA insight data showing a growth in youth teams of 3.09% per year means it is likely provision will increase above the usual rate. When adjusting for this increase in demand in youth football, the PPC indicates a need for 16 additional natural turf pitches as well as 32 additional hours for training on a 3G pitch, equivalent to one pitch. Since the previous strategy, there has been an actual growth rate of 6.54% per year for junior football. The PPC indicates a need for an additional 27 grass pitches and 52 additional hours for 3G pitch training to support this growth of junior football up to 2040.

There are a number of potential opportunities for new 3G AGPs across the local authority area with housing developments planned in the local authority area, in particular the housing development at Whiteley. The housing development proposed at Welborne, although outside the Winchester local authority boundary, would likely receive significant use from Winchester residents as it is situated adjacent to Wickham and Knowle. Kings School have also been granted CIL investment by WCC and have begun discussions with the Football Foundation to deliver a new 11v11 3G AGP alongside their existing SD AGP. Whiteley Town Council have submitted a planning application for 4 new grass 11v11 pitches, of which one has an option to be delivered as AGPs. Peter Symonds College have also expressed an interest in developing a 3G pitch at their main campus.

#### Is there enough accessible and secured community use provision to meet future demand?

**No** – There is a requirement to develop an additional 1 3G AGP to meet future demand generated by projected population growth, in addition to the need for 7 3G AGPs to meet current demand. There is projected to be a shortfall of 8 youth and 4 mini grass pitches based on the rate of growth for junior football since the 2018 Playing Pitch Strategy.

Over the period of the strategy to 2040, to address forecast population growth, unmet and latent demand identified by clubs and to continue to deliver on the FA's strategy to transfer more affiliated competitive football to 3G surfaces, further secured provision of 3G AGP pitches is needed.

Investment in 7 additional full-sized FA registered 3G AGP is needed to cater for current demand according to FA guidance of 1 floodlight full sized AGP providing training capacity for 38 teams, plus an additional 1 full sized pitch equivalent for future population growth and demand, resulting in a need for a minimum of an additional 8 3G AGP's in the area. There are already proposals to deliver 3 new full sized AGPs at various housing developments across Winchester, however the surface of these AGPs is yet to be confirmed. The council should also engage with the stakeholders managing and operating 3G pitches which are in a poor condition to encourage and support them in resurfacing their facilities. Kings School have received CIL funding from WCC to develop an 11v11 3G AGP and have begun discussions with the Football Foundation. Peter Symonds College have also expressed an interest in developing a new 3G AGP.

If housing developments delivered 2x 3G AGPs, the current 3G pitch at Perins Community School was resurfaced and approved for match play, the planned pitch at Kings School, and the proposed 3G at Peter Symonds college were delivered, this would reduce the 3G deficit to 3 full sized AGPs.

Based on FA insight data which shows a yearly growth of 3.09% in junior football, the current provision of grass pitches, after adjusting for peak period capacity, is sufficient to meet future demand for senior 11v11 pitches and mini soccer pitches. There is a shortfall of 1 youth pitch in this analysis. However, based on the growth in youth football observed in Winchester since the last Playing Pitch Strategy in

2018 which shows a 6.54% annual growth in youth football, there is not sufficient grass pitches to meet future demand. Based on this growth, there would be a shortfall of 8 youth pitches and 4 mini pitches by 2040.

There are 4 education sites (20 pitches) which have expressed an interest in increasing their community offer. Securing community use of these pitches through community use agreements (CUA) may help to meet further future shortfalls of pitches, particularly the school near the city centre where there is significant demand for pitches (Princes Mead School and Twyford School).



**CONTINUUM**  
SPORT & LEISURE LTD

Winchester City Council  
Playing Pitch Strategy 2025  
Appendix C  
Assessment of Needs Report  
Hockey



## Appendix C: Hockey - Assessment of Needs (Stages B and C)

The findings of the assessment of needs for hockey facilities in Winchester are summarised in this appendix of the main Playing Pitch Strategy.

There are two Hockey clubs based in the area – Winchester HC and West Meon HC, both clubs have contributed information and their views on hockey facility needs in the area via online survey returns.

Since the last assessment in 2018, there has been no change in the quantity of supply however, there has been a change in quality. The pitch at Kings School was resurfaced in 2023, but the pitch at Winchester Sports Stadium has not been resurfaced despite being assessed as near the end of its life span in the previous strategy.

### 1. Hockey Supply (Step 2)

#### 1.1 Hockey Pitches in Winchester

There are currently two full sized floodlit sand based artificial grass pitches (AGP) in the area currently available for community hockey;

- Kings School Sports Centre, the home site for Winchester HC
- Winchester Sports Stadium, occasional use by Winchester HC and home pitch for West Meon HC

There are a further two full sized (or near full sized) pitches, on MOD sites (MOD Southwick Park and Worthy Down Barracks) in the area but these offer very little community use, as well as two small sided pitches on education sites (Twyford School and Westgate Secondary School) not suitable for adult match provision and have minimal community use. Due to the lack of suitability for match use and very limited community use these facilities have been excluded from the supply.

Figure 1.1 details the situation at each site for those facilities available for community use. The pitches were quality-assessed during the 2024 season on the basis of site visits and informed by consultation surveys with the user clubs and insight from England Hockey.

The availability of the pitches for community hockey use are usually dependant on bookings by other sports (e.g., football, touch rugby, lacrosse, tennis). For each site, this is noted in column headed estimated use in peak hours.

The Red, Amber, Green (RAG) rating refers to whether, in the peak period in a typical week in the main hockey season, there is considered to be:

- Unused capacity for hockey matches- **Green**
- The available peak slots for hockey matches are used close to capacity - **Amber**, or
- The available peak slots for hockey matches are at capacity - **Red**.

#### Indoor Hockey

There are no indoor hockey teams in Winchester.

**Figure 1.1: Situation at Individual Sites available for community use**

Site	AGP Size and Type	Floodlights LUX Level	Date built (last refurb)	Ancillary facilities	Security of access	Management & ownership of site	Pitch Rating	Peak hours available <sup>1</sup>	Est'd use in peak hours <sup>2</sup>	Supply/Demand Balance	RAG <sup>3</sup>
Kings School Sports Centre, SO22 5PN	Sand Dressed 100x63m	Floodlit (not LED) LUX Unknown	2000 (2023)	Changing facilities with 4 changing rooms. Good quality. No club house	Not aware of CUA	Education, managed through school hire	Good Club rate 4/5	31	31 hours (100%) Hockey - 24 hours (M - 14 hrs, T - 10 hrs) Football - 7 hours	0	
Winchester Sports Stadium, SO23 0QA	Sand Dressed, 100x60m	LED Floodlit LUX Unknown	2008	Pavilion has 4 changing rooms. Good condition	No CUA in place	Education, Managed by University of Winchester	Poor	31	31 (100%) Hockey - 10 hours (M 3 hrs T 7 hrs) Football - 21 hours	0	

<sup>1</sup> Peak hours = M-Th 6-9:30pm, Fri 6-9pm, S&S 10-5pm = 31hrs

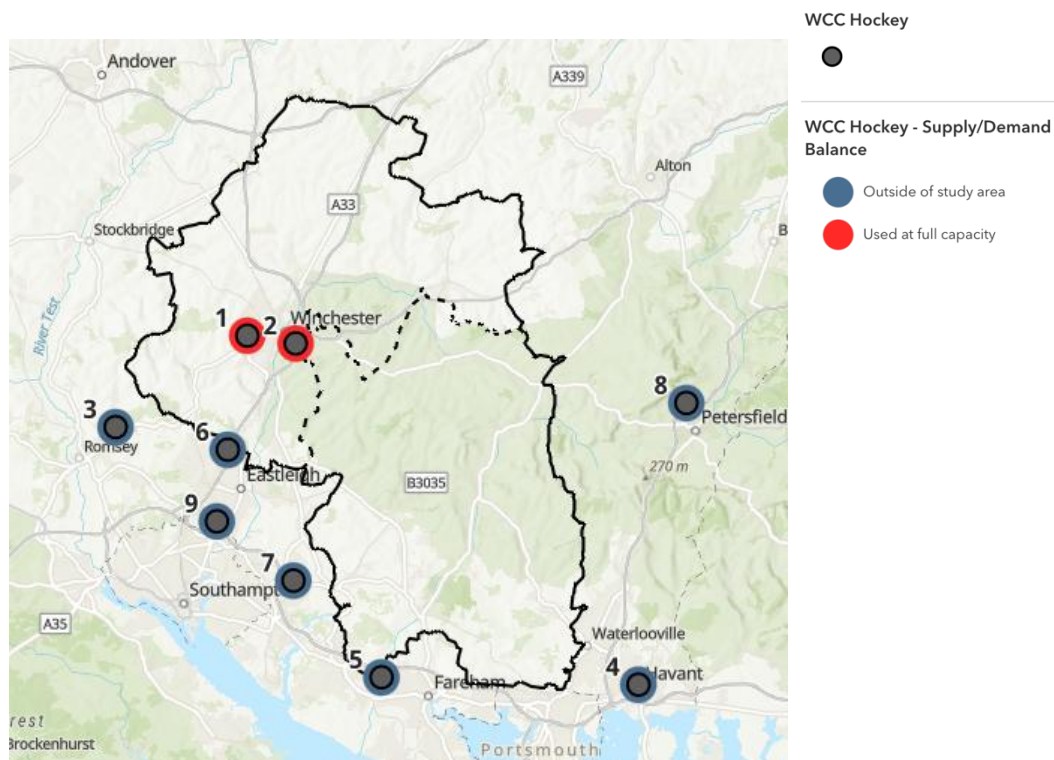
<sup>2</sup> T = Training, M = Match use

<sup>3</sup> RAG based on availability for Saturday match use

## 1.2 Distribution of Hockey AGP Sites

Figure 1.2 shows the distribution of full-sized (or near full sized) hockey AGP sites available for community use in Winchester. The distribution of sand based AGP sites is focused around the city centre, with both pitches being within 3 miles of each other. Although there are no pitches in the south of the study area, there are multiple sites which are just outside of the district boundary.

Figure 1.2- Distribution of Hockey AGPs with analysis areas marked



Key	Site Name	Postcode
1	KINGS SCHOOL COMMUNITY SPORTS CENTRE	SO22 5PN
2	WINCHESTER SPORTS STADIUM	SO23 0QA
3	GANGER FARM SPORTS PARK*	SO51 0EE
4	HSDC HAVANT*	PO9 1QL
5	THE HENRY CORT COMMUNITY COLLEGE*	PO15 6PH
6	THORNDEN SCHOOL*	SO53 2DW
7	WILDERN LEISURE CENTRE*	SO30 4EJ
8	BEDALES SCHOOL*	GU32 2DG
9	TROJANS SPORTS CLUB*	SO50 9HT

\* Facilities outside of Winchester

## 1.3 Hockey AGP's in Neighbouring Boroughs & Districts

There are 7 full size hockey pitches outside of the Winchester Local Authority boundary that are within Sport England's recommended driving catchment of 20 minutes based on Sport England's Active Places data. These pitches are generally distributed to the South and West of the district, with many of the pitches in the West supporting demand from Winchester HC. The nearest hockey clubs within a 20-30 minute drive from Winchester are Basingstoke HC (North East), Eastleigh Ladies HC (South West), Trojans HC (South West), Southampton HC (South West), Hamble HC (South), Fareham HC (South),

Havant HC (South East), Petersfield HC (East), and Alton HC (East). It is likely that those clubs located to the South and East of Winchester receive players from within Winchester due to the lack of clubs and hockey pitches within the south of Winchester. Generally, hockey players (and parents of junior players) are prepared to travel some distance to access good quality facilities, coaching and standards of match play.

#### **1.4 Ownership, Operation, Quality and Access**

Neither of the full-sized pitches available for community use are secured provision. Winchester HC hire the pitch at Kings School seasonally, offering them no long-term security of their usage of the pitch. Winchester Sports Stadium is owned and managed by University of Winchester, who do not have a Community Use Agreement for the site. The University's policy is to prioritise accommodating the Student Union demand, then fitting community use into the remaining time slots.

The pitch at Kings School was resurfaced in 2023 and is in a good condition, the school are also planning to upgrade their floodlights to LED. The pitch at Winchester Sports Stadium hasn't been resurfaced since 2008 and is in poor condition. The university have stated through consultation that resurfacing the pitch is a priority for them as, although there is currently no damage to the pitch, if the pitch was to tear it wouldn't be viable for them to repair it and would likely be unsafe during the period before it can be resurfaced.

Changing facilities across the area are good quality, with both sites offering 4 good quality changing rooms. The pavilion at Winchester Sports Stadium offers a café, meeting rooms, and teaching rooms which are all in good condition. However, the changing facilities at Kings School are on the other side of the site to the hockey pitch, and there is no pavilion or social space for Winchester HC. The club state that not having a pavilion or facilities close to their main pitch prevents them from hosting competitions and events.

#### **1.5 At Risk Sites**

With the high demand for football usage at the Winchester Sports Stadium site, University of Winchester have discussed options to resurface their pitch to a 3G surface to better accommodate the level of football demand. The current sand dressed (SD) surface is poor quality and in need of resurfacing, which presents an immediate risk for hockey provision in Winchester if this is resurfaced to 3G in the immediate future.

At the time of reporting, public consultation is underway regarding the potential relocation of Henry Cort School to the planned Whiteley development. Whilst Henry Cort School is outside of the study area, any loss of SD pitch capacity resulting from relocation of the school should be opposed, as it would have a negative impact on access to SD AGPs for residents in the south of Winchester. England Hockey are not supporting any proposals that would result in the loss of the SD pitch at Henry Cort.

#### **1.6 Proposed New Supply**

Winchester College have received planning permission to develop a new full sized SD AGP alongside their new sports and leisure centre. This pitch could support both college use and wider community use, however the level of community use is not yet clear.

As part of the Whiteley Housing development, two AGP pitches are planned to be delivered at the new secondary school. These AGPs are earmarked for 3G surfaces, however this may be reconsidered following final decisions on the potential relocation of Henry Cort School and the future of the existing SD AGP at the school. Should the existing SD AGP at Henry Cort School be lost, there would be demand for hockey facilities in the south of Winchester.

## 2. Hockey Demand (Step 3 and 4)

Findings relating to hockey pitch demand in Winchester are summarised below.

### 2.1 Clubs and Teams

There is currently two main hockey clubs based in the area, as well as University of Winchester, with student teams.

- **Winchester HC provide** both adult and junior hockey provision for males and females. They have 15 adult teams (7 male, 1 male veterans, 5 female, and 2 mixed teams) and a large junior section with 461 members. They estimate that 90% of their members come from within the Winchester area. The club report a growth in membership over the last few years with an increase of 2 adult teams and 6 junior teams.
- **West Meon HC provide** 1 female team.
- **University of Winchester** has 3 teams made up of university students (1 male and 2 female).

### 2.2 Club Players - Demand Trend

Player affiliation data in Figure 2.1 provided by England Hockey for this season shows demand for hockey participation totaling 708 affiliated players for the 2024/25 season a decline of only 6 players since the 2023/24 season. However, through consultation, Winchester HC have reported a growth in membership in the past three years, which has created an extra 2 adult teams and 6 junior teams.

*Figure 2.1 Club affiliation data*

Club	2024/25		2023/24	
	Under 18	Over 18	Under 18	Over 18
Winchester HC	461	232	483	216
West Meon HC	0	15*	0	15*
<b>Totals</b>	<b>461</b>	<b>247</b>	<b>483</b>	<b>231</b>
	<b>708</b>		<b>714</b>	

### 2.3 Imported and Displaced Demand

Winchester HC often use pitches outside of Winchester, noting that they use the pitches at Ganger Farm Sports Centre, Thornden School, and Trojans Sports Club. Winchester City Council have no control over the security of club use at sites outside of their local authority boundary, therefore this access may be at risk if other local authorities or facility providers choose to prioritise clubs from within their local authority if there is growth in demand.

Winchester HC currently have commitments to use Ganger Farm Sports Centre for coaching and development which represents 4 hours a week in season, and 2 hours week out of season. Trojans Sports Club is used primarily for summer fixtures, typically 1.5 to 3 hours a week, and Thorndean School is occasionally used for weekend fixtures when the pitches in Winchester are fully booked. The club estimate that they use facilities outside of Winchester 30-40 hours per season.

### 2.4 Active Lives Survey

*Adults:* The most recently published findings of the national Active Lives Adult Survey<sup>4</sup> (November 2022-2023) showed that self-reported regular participation (i.e., taken part at least twice in the last 28 days) in hockey in England by adults (aged 16+) had increased from 0.3% to 0.4% between November 2022 and November 2023.

<sup>4</sup> Active Lives Adult Survey November 2022-23, Sport England

If hockey participation in the area were at the national average (i.e., 0.4%), this would indicate around 435 adults (aged 16+) living in the area play hockey out of the 16+ adult population of approximately 108,782. This playing population considers both regular club participation and regular informal recreational play in parks and hired facilities, and Winchester residents who participate outside of the city.

With 247 registered adult players currently in the city, plus an additional 45 student players (assuming 15 players per team), the 'adult' hockey club playing membership is 292. If we then assume adult hockey participation in Winchester is in line with the national average of 0.4%, this suggests that 33% of all regular adult hockey played by residents in Winchester is either 'displaced' to venues outside of the area (e.g., at other clubs) or takes place in informal, social game formats such as Back 2 Hockey.

## 2.5 Club Aspirations - Hockey Development Priorities and Facility Needs

The clubs reported the following ambitions for growth and facility needs,

- **Winchester Hockey Club** are looking to grow but need access to additional pitches within Winchester to reduce travel time for members and eliminate out of area facility usage. The club also do not have a clubhouse and state that a site with 2 AGPs and a club pavilion would allow them to host tournaments and events.
- **West Meon Hockey Club** are part of West Meon Sports Club, who did not note any growth plans or development priorities for Hockey in their consultation response.

### 3. The Current and Future Picture of Provision for Hockey (Step 5)

#### 3.1 Current

Since the last assessment of hockey facility needs in 2018, the main changes of relevance are the resurfacing of the Kings School pitch in 2023. The pitch at Winchester Sports Stadium has continued to deteriorate and it has now been 17 years since it was last resurfaced.

The current priority facility issues facing the sport of hockey in Winchester is that all sites are at capacity for match use. The pitch at Kings School is currently used extensively by Winchester HC for both matches and training. The location of the pitch in relation to changing facilities however is not ideal for the club who have identified the need for a dedicated clubhouse. Through consultation, Winchester HC noted that they require an additional pitch within the district to reduce travel to pitches outside of Winchester and support their levels of training and match demand. The club have ambitions to grow but have stated that these additional facilities are required.

#### 3.2 Future

To estimate the potential impact of population growth over the strategy period to 2041 on the need for hockey pitch capacity in the peak period, Sport England's Playing Pitch Calculator (PPC) tool has been used to determine the demand of new teams and junior training squads likely to be generated in the future based on population growth (Figure 3.1)

**Figure 3.1 Future Demand**

Age	Match Equivalent Sessions (MES)	Training Demand Hours on AGP	Estimated demand for new AGP
Adult	0.40	1.20	0.10
Junior and Mixed	0.52	0.00	
<b>Total</b>	<b>0.92</b>	<b>1.20</b>	<b>0.10</b>

To meet hockey demand from 7,331 additional residents (as currently forecast<sup>5</sup>) and assuming current levels of hockey demand by age group for matches and training in the peak period, the PPC indicates that the equivalent capacity of +0.10 additional sand based artificial grass pitches suitable for hockey will be needed in the area based on the need for 0.92 additional match equivalent sessions and a total of 1.20 training hours per week.

#### 3.3 Conclusion

To better meet current and likely future needs for the sport of hockey in Winchester, the strategy should seek to:

- Protect the current supply of sand based artificial pitches in the area.
- Upgrade the floodlights at Kings School to LED.
- Resurface the pitch at Winchester Sports Stadium for hockey usage.
- Explore options with Kings School and Winchester HC to secure community use beyond a seasonal hire agreement.
- Investigate the feasibility of providing a clubhouse with changing facilities for Winchester HC.
- Support Winchester College in developing a new SD AGP in the area and work with the school and Winchester HC to secure a regular schedule of activity.

<sup>5</sup> Population change from 2024 to 2041 based on ONS population projections

#### 4. Key Findings and Issues for Hockey (Step 6)

**Figure 4.1: Key Findings and Issues**

<b>The main characteristics of the <u>current</u> supply of and demand for provision</b>
<p>There is currently two full sized (or near full sized) floodlit sand based artificial grass pitches in the area currently available for community hockey. Since the last assessment in 2018 there has been no change to the quantity of pitches available for community use.</p> <p>There are two hockey clubs in the area as well as University of Winchester, with 3 student teams. Winchester Hockey Club 15 adult teams (7 male, 1 male veterans, 5 female, and 2 mixed teams) and a large junior section with 461 members and West Meon Hockey Club have 1 female team. Club consultation suggests participation numbers have increased at Winchester HC and stayed consistent at West Meon HC. England Hockey affiliation data reports flat membership between the 2023/24 and 2024/25 seasons.</p>
<b>Is there enough accessible and secured community use provision to meet <u>current</u> demand?</b>
<p><b>No</b> – All sites in Winchester have no spare capacity at peak times and Winchester HC are forced to use multiple pitches outside of the district, creating significant travel times for members. Peak usage is shared with other sports (namely football) at both sites.</p> <p>There are no secured hockey AGP’s for community use in Winchester, which presents a significant risk to the clubs based in the area. Without a dedicated home or clubhouse, Winchester HC do not have security and are reliant on facilities outside of the district.</p>
<b>Is the provision that is accessible of sufficient quality and appropriately maintained?</b>
<p><b>No</b> - The pitch at Winchester Sports Stadium needs resurfacing and is well past it’s expected lifetime, as it hasn’t been resurfaced in 17 years at the time of reporting.</p> <p>There is no clubhouse at Winchester HC’s home ground, Kings School, however the 4 changing rooms on site are good quality.</p>
<b>What are the main characteristics of the <u>future</u> supply and demand for provision?</b>
<p>Winchester HC have ambitions to grow over the next 3 years. Winchester HC report requiring access to another pitch, or a site with 2 pitches to support the growth of their club and reduce the travel distance required for its members. The club also state that a clubhouse is required to support their growth and allow them to host tournaments and events.</p> <p>The forecast population growth to 2041 of 6,523 additional residents is estimated to generate little demand for additional pitches in the area. However, England Hockey anticipate increased growth in demand following focussed state school engagement and the additional visibility of hosting the EuroHockey Championships in 2027.</p> <p>Whilst new 3G pitches won’t support hockey usage, the displacement of football from SD AGPs to 3G pitches can provide additional peak slots for hockey usage, increasing peak capacity for hockey. Although unlikely, if all football on SD AGPs was relocated, an additional 28 peak hours would become available for hockey usage. However, this is unlikely to generate increased match capacity at weekends as the majority of football use of SD pitches is during the week for training.</p>
<b>Is there enough accessible and secured community use provision to meet <u>future</u> demand?</b>
<p><b>No</b> – There is no spare capacity at either Kings School or Winchester Sports Stadium, and the pitch at Winchester sports Stadium needs to be resurfaced to be of sufficient quality to accommodate future demand. There are no other sites within the local authority area which are available for regular community</p>

use, requiring Winchester HC to travel outside of the district to meet current level of match and training demand.

The current supply is unsecured, with Winchester Hockey Club hiring the pitch at Kings School on an annual basis. Winchester sports Stadium is owned by University of Winchester and does not have a Community Use Agreement. University policy is to prioritise Student Union demand then hiring out the remaining time slots to community users.

As there is no hockey provision in the district with secure community use, and the potential expansion of use at education sites and MOD sites would also be classed as unsecure, the feasibility of developing an additional Hockey AGP with secure community use should be explored.



Winchester City Council  
Playing Pitch Strategy 2025  
Appendix D  
Assessment of Need Report  
Rugby

## **Appendix D: Rugby - Assessment of Needs (Stages B and C)**

The findings of the assessment for needs for rugby facilities in Winchester are summarised in this appendix to the Playing Pitch Strategy. Site visits to the home grounds used by clubs in Winchester have been made and club officials/site managers have been consulted regarding floodlit training provision and match use.

There are no Rugby League clubs who are based in or play in Winchester, with the nearest club being US Portsmouth Seahawks, 26 miles from Winchester City Centre.

Since the last assessment of Rugby Union in 2018, there has been a significant change in the total supply of rugby pitches available for community use. There has been a loss of community use on the senior rugby pitch at Perins Community School due to the poor quality of the pitch. Peter Symmonds College, Henry Beaufort School, The Pilgrims School, Kings School, Swanmore College, and Worthy Down Barracks are not currently available for community use. Rugby club's generally prefer to not use education sites for training and match play as these provide safeguarding and access issues. Clubs often prefer to host their activities at their home ground or secondary publicly accessible pitches. This results in a total of 8 senior pitches available for community use, 6 fewer than reported in the 2018 study.

Following the previous assessment report in 2018, Winchester Football Club developed a World Rugby Compliant (WRC) 3G pitch at their main site in 2024, located adjacent to Winchester RFC's site. Whilst there are no rugby pitch markings or posts making it unsuitable for junior or senior matches, the pitch is suitable for training and some Age Grade match demand.

A facility audit compiled from the research, consultation and site visits was reviewed by the RFU Facility Development Team and is included in this report (Figure 3.1).

### **1. Rugby Pitch Supply (Step 2)**

There are two rugby clubs in Winchester based on playing field sites with rugby pitches – Winchester RFC and Alresford RFC.

#### **Distribution of Rugby Sites**

Figure 1.1 shows the distribution of grass rugby pitches in Winchester. All 4 sites with community access are located in the north of the study area, with 2 being located within the city centre (Winchester RFC and River Park Recreation Ground).

#### **1.1 Rugby Pitches in Winchester**

In the 2024/25 season, Winchester had a total of 8 adult size grass rugby pitches marked out with posts in situ available for community use. There are additional pitches with posts at Army Training Regiment Winchester (Sir John Moore Barracks (1), Peter Symmonds College (1), Henry Beaufort School (1), The Pilgrims School (1), Perins Community School (1), Kings School (1), Swanmore College (1), and MOD Worthy Down (1) but these are not currently available for community use.

The new 3G AGP at Winchester Football Club is World Rugby Compliant (WRC) for contact rugby and was supported by Winchester RFC during the planning process to support their training needs. The pitch was developed following recommendations made in the previous 2018 playing pitch strategy and was to be delivered in partnership with Winchester Rugby Club and Winchester Football Club. The pitch is full size and suitable for both matches and training however, Winchester RFC no longer see using the facility as an affordable option and have relinquished their allocated slots.

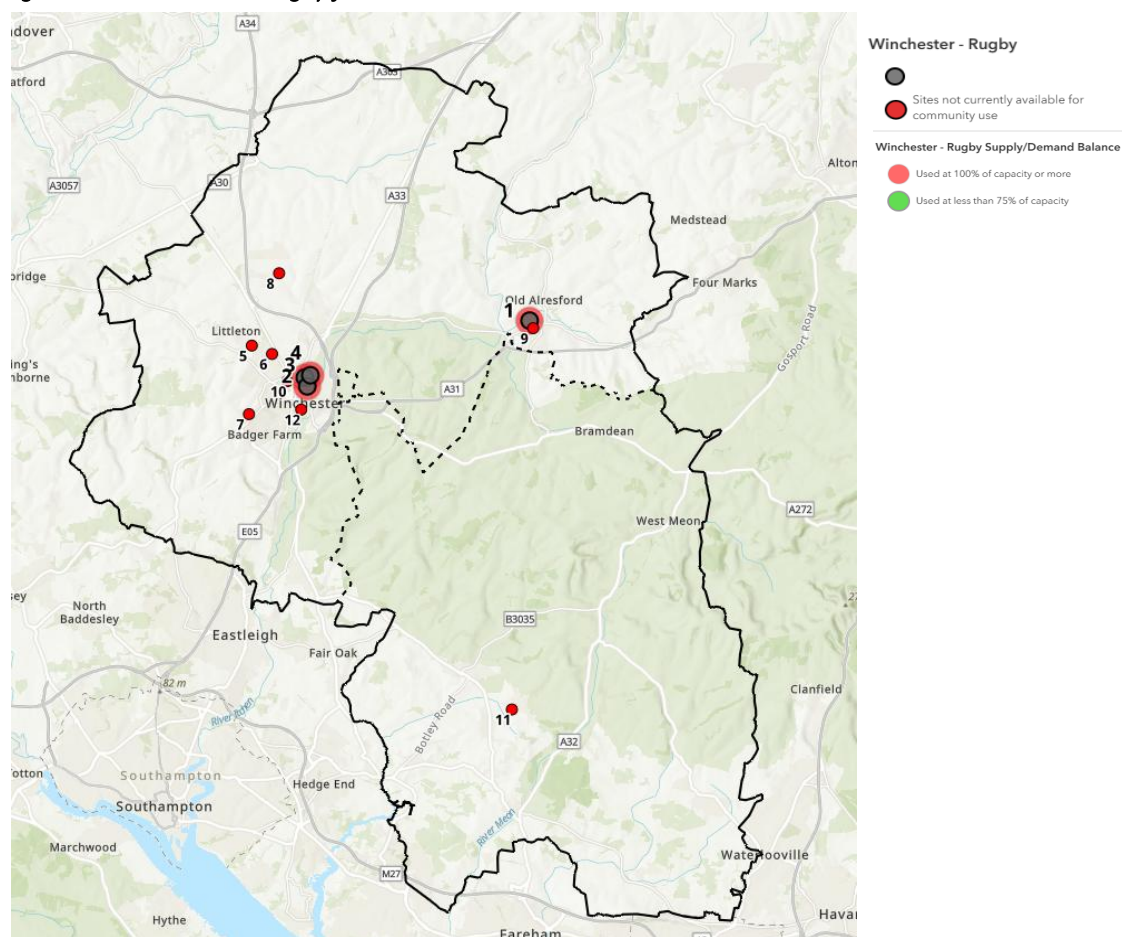
Alresford Rugby Club previously used both the 3G AGP (non World Rugby Compliant) and grass pitch at Perins Community School but no longer use either facility due to the poor quality of pitches and lack of availability of the 3G pitch.

There is only 1 permanently floodlit natural turf pitch in Winchester, located at Winchester RFC. Lack of floodlit facilities requires Alresford RFC to use portable floodlights, which are restricted to only 4 hours per week, for evening training sessions. Details on individual sites can be found in figure 1.3.

### 1.2 Ownership and Security of Access

Winchester RFC are the sole users of the rugby pitches at their site and use the pitches for home matches and training. The club sublet the site from a private estate. The private estate have a lease with Winchester City Council which expires in 2038. Alresford RFC have a lease on their main pitch at Arlebury Park until 2038, however the licence with the private land owner for pitch 2 expires in 2027. The pitches at River Park Recreation Ground are owned by Winchester City Council and booked annually by Winchester RFC. Whilst this site is secure for sports usage, the council are able to change the type of pitches provided, however this is unlikely.

Figure 1.1 – Winchester Rugby facilities



Key	Site	Postcode	Key	Site	Postcode
1	ARLEBURY PARK	SO24 9EP	7	KINGS SCHOOL	SO22 5PN
2	RIVER PARK RECREATION GROUND	SO23 7DD	8	MOD WORTHY DOWN	SO21 2RG
3	WINCHESTER RUGBY CLUB	SO23 7SU	9	PERINS COMMUNITY SCHOOL	SO24 9BS
4	THE CITY GROUND*	SO23 7SU	10	PETER SYMMONDS COLLEGE	SO22 6RX
5	ARMY TRAINING REGIMENT WINCHESTER (SIR JOHN MOORE BARRACKS)	SO22 6NQ	11	SWANMORE COLLEGE	SO32 2RB
6	HENRY BEAUFORT SCHOOL	SO22 6JJ	12	THE PILGRIMS SCHOOL	SO23 9LT

\*Site is available for rugby usage however is not currently used as is at full capacity from football demand

### 1.3 Pitch Quality – Maintenance and Drainage

The public pitch maintenance in Winchester is mostly the responsibility of the city council, who outsource maintenance to a grounds contractor, Idverde. Both clubs are responsible for the maintenance of their respective sites to ensure the pitches are suitable to their needs. As shown in figure 1.2 the maintenance of pitches across the local authority area is adequate, however the quality and effectiveness of drainage is varied, figure 1.3 provides the rating separately for each site.

**Figure 1.2– Pitch Maintenance and Drainage Ratings from Site Visits and Club Consultation**

Number of pitches		Maintenance			
		Poor (M0)	Adequate (M1)	Good (M2)	Total
Drainage	Natural Inadequate (D0)		5		5
	Natural Adequate (D1)		1*		1
	Pipe Drained (D2)				
	Pipe and Slit Drained (D3)		2		2
	<b>Total</b>		<b>8</b>		<b>8</b>

### 1.4 Park Pitches

River Park Recreation Ground receives frequent recreational use from walkers, joggers, and dog walkers, which impacts the quality of pitches. River Park Rec is also used for cricket pitches in the summer period, which reduce the time available for maintenance work between seasons due to demand for the pitches to be converted from one sport to the other at the end of the rugby season and the end of the cricket season.

### 1.5 At Risk Sites

The rugby pitch with posts in situ at ATR (Sir John Moore Barracks) is at risk of closure following plans to redevelop the MOD site for housing and community space. Winchester RFC utilise indoor facilities on the site as well as grass space outside of the gym for strength and conditioning training. Should the facilities at ATR be lost it would further compound the training challenges for the club. Consideration needs to be given as to how sufficient training provision can be provided for the club within a reasonable distance of their main ground.

### 1.6 Proposed New Supply

As part of the proposed new 900 pupil secondary school to go alongside the North Whiteley housing development, provisions for grass pitches and AGP pitches have been submitted to planning. Whilst any rugby pitches developed here are unlikely to be used by Winchester RFC or Alresford RFC due the travel time between their main sites and North Whiteley, Locksheath Pumas RFC who are based in Fareham have expressed an interest in exploring opportunities at the site.

Peter Symmonds college have expressed an interest in developing a 3G pitch at the field opposite their main campus which currently provides grass rugby pitches. Although these pitches are not currently available for community use, should these pitches be lost then mitigation would be required. The site could potentially be a good opportunity to provide an additional World Rugby Compliant 3G pitch to support the needs of rugby clubs in Winchester.

### 1.7 Ancillary Facilities

Alresford RFC have an agreement in place with New Alresford Town Council, granting them primary use of the pavilion at Arlebury Park, which has 4 changing rooms with showers, a physio room, officials changing, and a café on the 1<sup>st</sup> floor.

Winchester RFC have lease over the clubhouse at their main site from Winchester City Council, which expires in 2038. The clubhouse has changing space for 4 male teams and 2 female teams at any one time, however the club note that with the volume of matches played on their pitches every weekend they often have to prioritise which teams are given access to the changing rooms.

### 1.8 Rugby Supply in Neighbouring Boroughs

Sport England's Active Places Area Access tool analyses the proportion of the population who live within Sport England's recommended 20-minute driving catchment of sports facilities. As the rugby facilities within Winchester are all located in the North analysis area, the closest pitches to residents in the South are outside of Winchester. The nearest senior rugby pitch (excluding education and MOD sites as these generally have reduced community access or unsecure usage) to 42% of residents are outside of Winchester. These sites are listed below.

- Down Grange Sports Complex (North, Basingstoke)
- Fareham Heathens Rugby Club (South, Fareham)
- Havant RFC (South, Havant)
- Ganger Farm Sports Complex (West, Test Valley)
- Portsmouth Junior Rugby Club (South, Portsmouth)
- The Eastleigh Hub (West, Eastleigh)

### 1.9 The Situation at Individual Sites

The table below (figure 1.3) outlines the supply, condition, ancillary facilities, and demand for each site available for community use in Winchester. The RAG rating highlights the supply/demand balance of each pitch, with **RED** indicating pitches used at more than capacity, **AMBER** indicating pitches which are used at capacity, and **GREEN** indicating pitches with surplus capacity.

Figure 1.3: The Situation at Individual Sites

Site	Pitch	Rating	Ancillary facilities	Security of access	Pitch capacity	Pitch use 23/24	Supply / Demand Balance	RAG
Arlebury Park SO24 9EP	P1 – Main Pitch, Senior Rugby	M1/D3	Club rate 3/5. Standard quality. 4 changing rooms, physio room, officials changing. Café on 1st floor. Large car park.	Secure – Club have lease until 2038 from PC	3	Matches 2 (2 adult, 4 mini/junior) Training 1 (2 adult) Total 3	0	Yellow
	P2 – Senior Rugby	M1/D3		Unsecure – Club have licence until 2027 from Private land owner	3	Matches 3.25 (13 mini/junior) Training 1 (junior training) Total 4.25	-1.25	Red
River Park Recreation Ground SO23 7DD	P1 – Senior Rugby	M1/D0 PP – Basic (65%)	Cricket pavilion and separate changing block. Park pavilion not used and players use Winchester RFC pavilion	Secure (pay to play) – City Council	1.5	Matches 2 (4 juniors) Training 2 (4 juniors) Total 4	-2.5	Red
	P2 – Senior Rugby (Island)	M1/D0 PP – Basic (60%)			1.5	Matches 1.5 (3 juniors) Training 1.5 (3 juniors) Total 3	-1.5	Red
	P3 – Senior Rugby (Island)	M1/D0 PP – Basic (68%)			1.5	Training 3 (50% of training for 21 mini/junior teams and 1 university team) Total 3	-1.5	Red
Winchester Rugby Club SO23 7SU	P1 – Main Pitch, Floodlit, Senior Rugby	M1/D1 PP - Basic (60%)	Changing space for 4 male teams and 2 female teams at any one time. Large car park	Secure – Club sublet from a private estate who have a lease on the ground until 2038	2	Matches 1.5 (3 adult) Training 1 (50% of training for 2 adult teams and all training for 1 university team) Total 2.5	-0.5	Red
	P2 – Senior Rugby	M1/D0 PP - Basic (48%)			1.5	Matches 2 (1 adult, 3 junior) Training 2 (1 adult, 3 junior) Total 4	-2.5	Red
	P3 – Senior Rugby	M1/D0 PP - Basic (55%)			1.5	Matches 1.5 (3 junior) Training 1.5 (3 junior) Total 3	-1.5	Red
The City Ground SO23 7SU	P1 – WRC 3G AGP	N/A	2 changing room clubhouse. Clubhouse is quite old and requires modernisation.	Secure - Winchester City FC have a 30-year lease from WCC	34 peak hours	34 peak hours <sup>1</sup> Football – 34 hours Rugby – 0 hours	0	Red

<sup>1</sup> Peak hours = M-Th 5-9pm, Fri 5-7pm, S&S 9-5pm = 34hrs

## 2. Rugby Pitch Demand (Step 3)

Findings relating to rugby pitch demand in Winchester are summarised below.

### 2.1 Clubs and Teams

Winchester RFC have 3 regular men's Saturday league teams, 1 women's team, 1 vets team and a full junior section offering both youth boys age grade rugby and mixed mini rugby. Alresford RFC have 2 men's teams both playing regular Saturday league rugby and a mini/junior section with boys, girls, and mixed teams up to U12. The University of Winchester have 2 teams, 1 women's and 1 men's, both of which play in the British University and College Sports League (BUCS).

**Figure 2.1: Table of senior rugby club information**

Rugby Clubs	2024/25 League(S)	Youth Teams (squads)	Home Ground	Training Ground
Winchester RFC 1 <sup>st</sup> XV Men's	London and SE Division (Regional 2 South Central)	U7 (4) U8 (4) U9 (3)		
Winchester RFC 2 <sup>nd</sup> XV Men's	London and SE Division (Counties 2 Hampshire)	U10 (3) U11 (3) U12 (4)		
Winchester RFC 3 <sup>rd</sup> XV Men's	London and SE Division (Counties 4 Hampshire)	U13 (2) U14 (3) U15 (2)	Winchester RFC River Park Rec	Winchester RFC River Park Rec
Winchester RFC 4 <sup>th</sup> XV / Vets	Hampshire Premiership (North)	U16 (3) U18 (3)		
Winchester RFC Women's XV	Friendlies only			
Alresford RFC 1 <sup>st</sup> XV Men's	London & SE Division – Counties 1 Surrey/Hampshire	U7 (3) U8 (3) U9 (3)		
Alresford RFC 2 <sup>nd</sup> XV Men's	Harvey's Brewery Counties 3 Hampshire	U10 (3) U11 (3) U12 (3)	Arlebury Park	Arlebury Park
University of Winchester Men's	British University and College Sports League (BUCS)			
University of Winchester Women's	British University and College Sports League (BUCS)	NA	Winchester RFC	Winchester RFC

### 2.2 Active Lives Survey

The most recently published findings of the national Active Lives Adult Survey<sup>2</sup> showed that self-reported regular participation (i.e., taken part at least twice in the last 28 days) in rugby in England by adults (aged 16+) increased from 0.4% in November 2021-22 to 0.5% in November 2022-23, an increase in participation of 0.1%. If rugby participation in the local authority area were at the national average (i.e., 0.5%), this would indicate around 638 adults (aged 16+) living in the area play rugby out of a 16+ adult population of approximately 127,500. This playing population considers both regular club participation and regular informal recreational play in parks and hired facilities, and Winchester residents who participate outside of the city.

With approximately 7 senior rugby teams based in Winchester, the adult rugby club playing memberships in the city is roughly 245 players (assuming an average squad size of 35 players per team). Assuming that adult rugby participation in Winchester is in line with the national average of 0.5%, this suggests that nearly two thirds of adults (62%) play rugby at clubs outside of the area (displaced

<sup>2</sup> Active Lives Adult Survey Nov 2022/23, Sport England.

demand) or participate in informal, social game formats such as Touch Rugby at clubs and parks within Winchester and outside the city.

### **2.3 Imported and Displaced Demand**

There is no imported or displaced demand for match or training sessions from rugby clubs outside of the city, although Locksheath Pumas RFC have identified that the proposed development at North Whiteley could provide a partial solution to capacity challenges currently unable to be resolved in Fareham.

### 3. The Situation at Individual Sites for Rugby (Step 4)

The pitches were assessed during October of the 2024/25 season, with the sites assessed using the methodology established by Sport England and the RFU in the published Playing Pitch Strategy Guidance (2013) - i.e., a non-technical visual site assessment. PitchPower Assessments have been undertaken at River Park Recreation Ground, which rated all their pitches as 'Basic'. These assessments were reviewed in discussion with the RFU and ratings for each agreed as a basis for comparison of the amount of play each site could accommodate (it's carrying capacity) against the amount of play that takes place.

Carrying capacity is a measure of the number of match equivalent sessions per season for community use each pitch can take without adversely affecting its quality and use. The following pitch carrying capacities according to each quality rating was used to be consistent with the approach adopted in similar assessments across the country (figure 3.1):

**Figure 3.1: Rugby Pitch Carrying Capacity**

Match Equivalent Sessions a week		Maintenance		
		Poor (M0)	Adequate (M1)	Good (M2)
Drainage	Natural Inadequate (D0)	0.5	1.5	2
	Natural Adequate (D1)	1.5	2	3
	Pipe Drained (D2)	1.75	2.5	3.25
	Pipe and Slit Drained (D3)	2	3	3.5

1. *Pitch supply* (including the quality ratings) and conclusions reached as to the amount of play a site can accommodate (i.e., its carrying capacity for community use):
2. *The amount of play that takes place at each site* (i.e., the expressed demand) adjusted to reflect any casual or education use in addition to club use for matches and training:
3. *The comparison* (shown as a RAG rating) as to whether, for each pitch type it contains, a site is:
  - **RED** - Being overplayed (current use exceeds the carrying capacity)
  - **AMBER** - Being played to the level the site can sustain (current use matches the carrying capacity), or
  - **GREEN** - Potentially able to accommodate some additional play (current use falls below the carrying capacity)

There are 3 sites, highlighted from the site audit spreadsheet as **RED** rated sites where the majority of the available natural turf rugby pitches are overplayed.

- Winchester RFC,
- Arlebury Park,
- River Park Recreation Ground

## 4. The Current and Future Picture of Provision for Rugby (Step 5)

### 4.1 Current

Overall, the rugby pitches in Winchester are currently overused or at capacity for the amount of demand for training and matches, with 7/8 community pitches being used in excess of their carrying capacity and pitch 1 at Arlebury park is used to full capacity. The location of facilities is concentrated in the North of the city, with all pitches being located in the North analysis area.

### 4.2 Future

**Planned/expected growth** – Winchester RFC reported a growth of playing members whereas Alresford RFC have reported a loss of adult players to due to a lack of players willing to commit to more than ad hoc matches. Only Winchester RFC are looking to grow in the next three seasons by expanding their changing facilities and developing more floodlit training facilities to accommodate recent growth and sustain future growth.

**Potential effect of population change** – To estimate the potential impact of population growth over the strategy period to 2040 on the need for rugby pitch capacity in the peak period, Sport England’s Playing Pitch Calculator (PPC) has been used to determine the demand likely to be generated in the future due to population growth (figure 4.1).

**Figure 4.1: Future Demand.**

Sport	Match Equivalent Sessions (MES)	Training Demand MES on Floodlit Natural pitch	Estimated demand for new grass pitches (match & training demand)
Rugby Union	1.00	1.32	1.00
<b>Total</b>	<b>1.00</b>	<b>1.32</b>	<b>1.00</b>

To meet rugby demand from 7,331 additional residents (as currently forecasted<sup>3</sup>) and assuming current levels of rugby demand by age group for matches and training in peak period, the PPC indicates that the equivalent capacity of +1 additional full size natural turf pitches is needed to accommodate the additional demand. Pitches will require sufficient floodlighting to accommodate training demand for new teams.

There is also likely to be an increased demand for women and girls’ rugby as England will host the 2025 Women’s Rugby World Cup, as such the above future demand should be considered the minimum amount of additional provision needed when planning future provisions.

<sup>3</sup> Population change from the 2021 Census population to 2040 based on ONS population projections

## 5. Key Findings and Issues for Rugby (Step 6)

### The main characteristics of the current supply of and demand for provision

Since the last assessment of Rugby Union in 2018, there has been a significant change in the total supply of rugby pitches available for community use. There has been a loss of community use on the senior rugby pitch at Perins Community School due to the poor quality of the pitch. Peter Symmonds College, Henry Beaufort School, The Pilgrims School, Kings School, Swanmore College, and Worthy Down Barracks are no longer available for community use.

There are two clubs based in Winchester, Winchester RFC and Alresford RFC, with 4 and 2 adult male teams respectively. Winchester RFC also have 1 women's team. Both clubs have full mini sections offering mixed rugby up to U12. Only Winchester RFC offer junior rugby from U13 – U18. The University of Winchester also provide two teams, 1 men's and 1 women's, both of which playing in the BUCS league.

Following the previous Playing Pitch Strategy, the WRC 3G pitch at Winchester FC was developed with Winchester RFC as a partner club. Whilst Winchester RFC have been offered access to the new 3G pitch for training Winchester RFC have stated that this is not economically sustainable for the club and these training slots have since been reallocated.

### Is there enough accessible and secured community use provision to meet current demand?

**No** - Overall, the rugby pitches in Winchester are overused and cannot maintain the current demand for training or matches. Clubs in the area manage the quality of their pitches through careful operational management and are often required to cancel training and matches to protect the pitches.

Winchester RFC have secure use of their site and Alresford RFC have secure use on their main pitch, with long term leases in place at both Winchester RFC (expires in 2038) and Alresford RFC's first pitch at Arlebury Park (expires in 2038). Alresford RFC's licence on their 2<sup>nd</sup> pitch is due to expire in 2027 and needs renegotiating to secure future community use. The pitches at River Park Recreation Ground are owned by Winchester City Council, with Winchester RFC booking usage through the council's grounds contractors. Whilst this site is secure for sporting use, it is not necessarily secure for rugby usage as the Council have the ability to change the type of pitches provided, however this is very unlikely.

There is significant overlap on the pitches at Winchester RFC and River Park Recreation Ground. Although they are currently slightly overplayed, the pitches at Arlebury Park are less overused than those at Winchester RFC and River Park Recreation Ground.

There is a lack of good quality floodlit training provision available to Alresford RFC, who currently use temporary mobile lights for training, however there are restrictions to how often these lights can be used Arlebury Park.

### Is the provision that is accessible of sufficient quality and appropriately maintained?

**No** – Of the 6 naturally drained grass pitches in Winchester, 5 were rated as having inadequate drainage, which significantly reduces the playing capacity of pitches and leads to the clubs having to carefully manage usage and frequently cancel training and matches.

A capital scheme to develop engineered drainage may be a further solution to increasing the capacity of rugby pitches in Winchester. Developing pipe drainage at adequately maintained pitches that currently have inadequate drainage increases their capacity by 1 MES, whilst developing pipe & slit drainage increases MES capacity by 1.5.

The 8 community accessible rugby pitches across Winchester are all rated as being maintained to an 'adequate' standard, despite significant overuse of the pitches at Winchester RFC and River Park Recreation Ground.

Improved maintenance of the 8 pitches rated 'adequate' to a 'good' rating would, increase the carrying capacity of pitches by 0.5 - 1 match equivalent session per week, depending on drainage. Improvements to the maintenance of pitches would greatly increase the playing capacity of pitches but this is likely to be difficult due to the pressures on council and club budgets and as the pitches at River Park Recreation Ground are an open access park site, improvements to these pitches may be challenging for the city council. It should be noted though that it would still not meet all the current or future needs.

An alternative method of improving the quality of grass pitches in the local authority area is to relocate some of the significant training demand from grass pitches to WRC AGPs. This may be especially effective at River Park as it already receives significant footfall as a public park site. The relocation of training demand is a key priority for rugby.

#### **What are the main characteristics of the future supply and demand for provision?**

To meet rugby demand from 7,331 additional residents (as currently forecasted<sup>4</sup>) and assuming current levels of rugby demand by age group for matches and training in peak period, the PPC indicates that the equivalent capacity of +1 additional full size natural turf pitches is needed to accommodate the additional demand. Pitches will require sufficient floodlighting to accommodate training demand for new teams.

It is anticipated that women's and girls' participation for rugby will increase as England are set to host the Women's Rugby World Cup in 2025, creating additional demand for matches and training provision. The RFU have launched Impact 25, a legacy programme for the 2025 Women's Rugby World Cup which has committed funding to facility development, coaching and match officials, playing and volunteering, and community and fan engagement. This programme aims to grow women's rugby to 100,000 female players by 2027. Sport England's Active Lives Survey suggests that 0.1% of the female population regularly participate in rugby union, roughly 30,400 participants. Should the RFU achieve the ambitions set out in Impact 25, female participation nationally could increase by roughly 70,000 over the next 3 years.

Winchester RFC are looking to grow in the next three seasons by expanding their changing facilities and developing more floodlit training facilities to accommodate recent growth and sustain future growth.

#### **Is there enough accessible and secured community use provision to meet future demand?**

**No** - There is currently insufficient provision for rugby to meet future demand. Improvement to the maintenance and drainage at all pitches would increase the number of match equivalent sessions in the city, but this is likely to be difficult due to the pressures on council and club budgets and would still not bring all the pitches within their carrying capacity due to amount of training demand.

The overuse of grass pitches is mainly due to the level of training demand. Whilst Winchester RFC have been offered access to the new 3G pitch at Winchester Football Club for training, which is World Rugby Compliant and suitable for contact rugby, Winchester RFC have stated that this is not economically sustainable for the club and these training slots have since been reallocated. If the club were able to move a proportion of training onto this pitch, it would significantly reduce the overuse of pitches at the club site and River Park Rec, which both receive heavy training usage.

<sup>4</sup> Population change from the 2021 Census population to 2040 based on ONS population projections

The 3G AGP at Perins Community School hasn't been resurfaced since 2004. If this facility was resurfaced and made WRC compliant, this could support training and match use by Alresford RFC and provide a better floodlit training solution and quality of experience for players.

Removing midweek training demand off pitches at Winchester Rugby Club, Arlebury Park, and River Park could remove a total of 13 MES from current demand and negate overplay from all sites. Providing sufficient access to WRC AGP pitches can help balance the demand for grass pitches and allow site managers to improve the quality of pitches for matches. A combination of relocating training demand to AGPs, improved maintenance, and improved drainage could reduce current overplay and provide spare capacity for future growth.

Additional capacity could also be accommodated by exploring regular community access to the pitches at The Pilgrims School (1), Perins Community School (1), and Kings School (1) as these facilities are all within reasonable travel distance from one of Winchester RFC or Alresford RFC and may be suitable for community use following enhanced maintenance. These sites could accommodate some demand for mini/junior training and matches and would be a possible and partial solution to the overplay at club sites.

Whilst there are rugby pitches not currently used by community clubs at Swanmore College, the facility is in the south of the study area and is not within reasonable catchment of either club. Community use of the pitch at MOD Worthy Down could be explored, however any community use of the site would be considered unsecure and would not be a viable long term solution to current and future demand.


The current capacity deficit in Winchester is 11.25 MES including training sessions. To accommodate this on natural turf pitches (assuming adequate natural drainage and adequate maintenance) would require 6 natural turf pitches. As developing 6 natural turf pitches around the city centre, the areas of high current demand, may be unrealistic, this demand may be reduced by considering enhanced maintenance and drainage of current rugby pitches.

If it is assumed that the maintenance of all 'adequately' maintained pitches can be improved to a 'good' standard, the deficit is reduced to 6.75 MES, requiring 3 new pitches (with good maintenance and adequate drainage) plus 1 for future demand. An alternative method of increasing MES capacity is to develop engineered drainage systems such as pipe or pipe & slit drainage. Assuming all naturally drained pitches in the area have pipe drainage installed, the MES demand is reduced to 5.75 MES, and if all naturally drained pitches have pipe & slit drainage installed the deficit MES would be further reduced to just 2.75, requiring just 1 pitch to meet the current surplus demand and 1 new pitch for future demand. Whilst enhanced maintenance and drainage could considerably reduce the pitch deficit across the City, it is likely not feasible to undertake these enhancements at all sites due to the financial demand on the council. A targeted approach to improving the maintenance and drainage at sites which are heavily used, such as Winchester RFC or River Park Recreation Ground, may be more feasible.

Whilst the majority of rugby pitches in Winchester have secure community usage, there is one pitch which is currently considered unsecure. Alresford RFC have a licence over their 2<sup>nd</sup> pitch which is expiring in 2027 and needs to be renewed in order to secure future community use. If this pitch was lost for community use, Alresford RFC would have a significant shortfall in facilities which may lead to further overuse of facilities. Whilst there are 13 years remaining on the main leases for Winchester RFC and Alresford RFC, these should be extended or alternative sites explored during the course of this strategy period to 2040.

As part of North Whiteley development project, provisions for grass pitches and AGP pitches have been submitted to planning. Whilst any rugby pitches developed here are unlikely to be used by Winchester

RFC or Alresford RFC due the travel time between their main sites and North Whiteley, Locksheath Pumas RFC who are based in Fareham have expressed an interest in moving to any new facilities at the site therefore, this pitch is unlikely to contribute towards meeting the future demands of Winchester RFC or Alresford RFC.

A swimmer wearing a black swim cap and goggles is swimming in a pool. A yellow lane line is visible in the background. The water is blue and splashing around the swimmer.

Winchester City Council  
Sports Facilities Assessment  
2025 – 2040

Appendix E – Sport England Facilities  
Planning Model report –  
Swimming and Sports Halls



**Facilities Planning Model Assessment of  
Swimming Pools Provision for  
Winchester City Council**

**Standard Report**

**15 October 2024**

This document has been produced by ORH on behalf of Sport England for Winchester City Council on 15 October 2024. This document can be reproduced by Winchester City Council, subject to it being used accurately and not in a misleading context. When the document is reproduced in whole or in part within another publication or service, the full title, date, and accreditation to Sport England must be included.

#### **Disclaimer**

The information in this report is presented in good faith using the information available to Sport England at the time of preparation. It is provided on the basis that the authors of the report are not liable to any person or organisation for any damage or loss which may occur in relation to taking, or not taking, action in respect of any information or advice within the document.

Sport England assumes no responsibility for the completeness, accuracy and currency of the information contained on the maps taken from the Active Places Power website and its terms and conditions apply.

#### **Accreditations**

Other than data provided by Sport England, this report also contains data from the following sources:

Ordnance Survey data © Crown copyright and database right. All rights reserved Sport England 100033111 2024.

National Statistics data © Crown copyright and database right 2024.

Population distribution based on 2021 Census data for output areas. Population for 2024 modified by 2018-based Subnational Population Projections for Local Authorities. Adapted from data from the Office for National Statistics licensed under the Open Government Licence v.3.0. London boroughs modified by © GLA 2021-based demographic projections - ward populations, identified capacity scenario.

Index of Multiple Deprivation data contains public sector information licensed under the Open Government Licence v3.0.

## EXECUTIVE SUMMARY

- 0.1 This report for Winchester City Council (also referred to as Winchester or the Council area) provides an initial assessment of the current supply and demand for provision of swimming pools in Winchester in 2024. It has been prepared based on an assessment using the Sport England Facilities Planning Model (FPM) spatial modelling tool.
- 0.2 The key element to be taken from this report is that Winchester's demand for swimming pools can be met, with supply exceeding demand. Winchester Sport and Leisure Park provides two-thirds of the available capacity in the weekly peak period and accommodates all swimming activities. There is a very small amount of unmet demand that is located too far from a swimming pool. Unmet demand from lack of swimming pool capacity is negligible.

### *Key Findings*

- 0.3 The key findings from the supply, demand and access assessment are as follows:
1. The total water space in Winchester is 2,452 sqm of water. When scaled against the amount available during the weekly peak period, this reduces to 1,822 sqm.
  2. Winchester Sport and Leisure Park provides 66% of the available capacity in Winchester in the weekly peak period.
  3. The resident population generates demand for 8,144 visits in the weekly peak period (the equivalent of 1,339 sqm of water with a comfort factor included). The demand amounts to less than Winchester's available supply (1,822 sqm of water).
  4. In 2024, 95% of the demand for swimming pools from Winchester residents is met. This is the same as the regional average and higher than the England-wide average of 94%.
  5. In 2024, 64% of Winchester's satisfied demand is met at swimming pools within the Council area.
  6. Unmet demand totals just 62 sqm of water, with a comfort factor included. Residents who are too far from a swimming pool account for 98% of the unmet demand. Unmet demand due to lack of capacity is only 1 sqm of water.
  7. The location in Winchester where the most unmet demand can be met is Boarhunt, on the border with Fareham, at 28 sqm of water. However, this amount is insufficient to consider building a new swimming pool at this location. It does not cover future changes in demand, which would need to be considered separately in a bespoke report.
  8. The overall estimated used capacity of swimming pools in Winchester during the weekly peak period is 43%.
  9. Imported demand accounts for 27% of used capacity in Winchester. This equates to 1,873 visits in the weekly peak period from residents of neighbouring local authorities.
  10. Winchester has 19 sqm of water per 1,000 population. This is the highest in the study area and is higher than the regional average of 13 sqm of water and the national average of 12 sqm of water.

### *Strategic Overview*

- 0.4 Overall, Winchester's demand for swimming pools is met, but the authority is very dependent on Winchester Sport and Leisure Park to achieve this outcome. The pool site can accommodate all swimming activities in modern fit-for-purpose pools.
- 0.5 There is a good correlation between supply and demand. Demand is highest in Winchester city where four of the five swimming pool sites are located. Demand is low across the rest of Winchester, and insufficient to support further provision of swimming pools to improve access for residents.
- 0.6 The average age of all the swimming pools in Winchester is 29 years, but the public leisure centre is just three years old. The average age of all the sites will decrease when the new Winchester College swimming pool opens for community use in 2025.
- 0.7 The assessment included the Winchester College swimming pool, which is a six-lane 25m x 13m pool. The new Winchester College swimming pool is an eight-lane 25m x 17m pool. It will open for community use in 2025.
- 0.8 The current pool has the highest availability of the educational sites. It is anticipated that the new pool will have extensive community use. The increase in the size of the pool will provide more capacity for community use.

### *Next Steps*

- 0.9 Winchester City Council, in reviewing the findings of this report, may also wish to consider applying the evidence base to ensure that the benefits from the strategic direction being set by Sport England are realised.
- 0.10 It is important to reiterate that this is a one-year assessment and provides the evidence base as of now. The findings should be consulted on to provide a rounded evidence base and address the findings set out.
- 0.11 Given the strategic overview, the following will be significant:
- Projected population growth in Winchester and across the study area.
  - Any further known committed changes in the current available supply of swimming pools, beyond provision of the new Winchester College swimming pool. The future of MoD Southwick Park and its availability for community use should be understood. It is the only swimming pool in the south of the Council area, but currently only provides five hours of community use a week.
- 0.12 Longer-term local bespoke assessments can be undertaken using Sport England's FPM. These assessments should include population projections with options for changing the swimming pool supply and assessing the collective impact this has on the future demand for swimming pools and the distribution of that demand.
- 0.13 Such an evidence base can be applied in strategic planning and the Local Plan policy and can be used for securing inward investment.

## Contents

1	Introduction .....	1
2	Swimming Pools Supply.....	3
3	Demand for Swimming Pools .....	9
4	Accessibility .....	14
5	Satisfied Demand.....	17
6	Unmet Demand .....	19
7	Used Capacity .....	23
8	Local Share of Facilities .....	29
	Appendix 1: Facilities Excluded .....	32
	Appendix 2: Model Description, Inclusion Criteria and Model Parameters.....	33

## 1 Introduction

- 1.1 This report for Winchester City Council (also referred to as Winchester or the Council area) provides an initial assessment of the current supply and demand for provision of swimming pools in Winchester in 2024. The assessment uses Sport England's Facilities Planning Model (FPM) and outputs from the National Run using Active Places data as of March 2024.
- 1.2 The supply assessment is based on swimming pools being open and accessible for community use. If swimming pools are closed temporarily for any reason, the local authority should inform Sport England Active Places Power via the contact us link at <https://www.activeplacespower.com>.
- 1.3 This standard run provides an initial assessment of the current supply and demand for the provision of swimming pools in the Winchester Council area. The assessment does not include future population growth projections but is a baseline evidence base for swimming pools provision.
- 1.4 To help with comparative analysis, data outputs for the neighbouring local authorities, together with regional and national findings, are included in the data tables.

### *Context*

- 1.5 The report should form part of a wider assessment of provision at local level, which then provides a rounded assessment and evidence base report. This should include other available information and knowledge from:
- A sports perspective, such as national sports governing bodies and other sports organisations
  - A local perspective from the local authority, the facility operator and local sports clubs
- 1.6 The findings from this FPM standard report should be reviewed and applied with reference to the strategic direction being set by Sport England on:
- The policies, programmes and interventions proposed to increase sports participation and physical activity
  - The application of the research applied by Sport England in determining the strategy and the evidence base
  - The role sports facilities can play in increasing sports participation and physical activity
- 1.7 The strategy can be accessed at [Uniting the Movement | Sport England](#).

### *Future Assessment*

- 1.8 Longer-term bespoke FPM local assessments for future provision can be undertaken based on:
- Review of these findings

- Projected population growth and inclusion of residential sites identified in the Local Plan
- Options for changes in supply – closures/new openings at the same or different locations and on different scales

1.9 The purpose is to identify the impact of these changes on access to swimming pools for residents in future years and whether changes in supply meet future demand.

1.10 These findings can be applied as an evidence base in Local Plan policy, and the future assessments can also inform a long-term evidence base for securing inward investment – grant aid applications and prototype developments, for example, Sport England Leisure Local.

### ***Report Structure, Content and Sequence***

1.11 This report sets out the full findings under seven assessment headings as follows:

- Supply – How many facilities are there and what is their capacity?
- Demand – Who wants to use facilities?
- Accessibility – How do people travel to facilities?
- Satisfied Demand – How many people use the facilities? Where do people use facilities (inside and outside the authority)?
- Unmet Demand – Who is unable to use facilities and why? Is there insufficient capacity or are people too far from facilities?
- Used Capacity – How full are the facilities and where are people coming from (inside and outside the authority)?
- Local Share – Which areas have better or worse provision, considering the number of people who want to use them?

1.12 Each assessment heading has a table of main findings, followed by a full definition of these. Each key finding is numbered and in bold typeface. All tables include the findings for the neighbouring authorities, together with regional and England-wide findings. This is because the assessments are based on catchment areas, and catchments extend across local authority boundaries.

1.13 Where valid to do so, the findings for the neighbouring local authorities are compared with the findings for Winchester, for example, proportion of demand met.

1.14 Maps to support the findings on facility locations, demand, deprivation, public transport access, unmet demand and local share are also included.

1.15 The facilities excluded from the study, with explanations, are listed in Appendix 1. The facility planning inclusion criteria and model parameters are described in Appendix 2.

## 2 Swimming Pools Supply

Supply	Winchester	Basingstoke and Deane	East Hampshire	Eastleigh	Fareham	Havant	Portsmouth UA	Test Valley	South East Region	England
Number of pools	7	11	9	7	4	6	10	5	539	2,949
Number of pool sites	5	8	5	5	2	3	7	2	371	2,042
Supply in sqm of water	2,452	2,338	1,786	1,507	841	1,419	2,543	1,185	122,049	675,209
Supply in sqm of water scaled with hours available in peak period	1,822	2,228	1,529	1,290	841	1,349	2,361	1,176	104,349	580,403
Supply in visits per week in peak period	15,941	19,496	13,383	11,283	7,359	11,801	20,658	10,290	913,055	5,078,523
Average year built of all sites	1995	1992	2009	2002	1997	1984	2002	2005	1994	1990
Average year built of public sites	2021	2000	2011	2017	1997	1983	2009	2005	1995	1989

**Definition of supply** – This is the supply or capacity of the swimming pools available for community and club use in the weekly peak period. Supply is expressed in the number of visits that a swimming pool can accommodate in the weekly peak period and in water space.

**Weekly peak period** – This is when the majority of visits take place and when users have most flexibility to visit. The peak period hours for swimming pools (see Appendix 2) total 52.5 per week. The modelling and recommendations are based on the ability of the public to access facilities during this weekly peak period.

*Swimming Pools Included in Winchester (2024)*

Site	Operation	Facility Type	Dimensions (m)	Area (sqm)	Year Built	Year Refurb	Peak Hours	Total Hours	Site Capacity (visits per week in peak period)
Kings' School Sports Centre	Educational	5-lane	25 x 10.9	273	2000	2010	33	47.5	1,502
MoD Southwick Park	Other	3-lane	22 x 12	264	1991	2008	5	14	220
St Swithun's School	Educational	6-lane	25 x 13	325	1996		19.3	27.8	1,255
		Teaching	13 x 5	65			19.3	27.8	
Winchester College	Educational	6-lane	25 x 13	325	1968	2005	45.5	89	2,465
Winchester Sport and Leisure Park	Public	8-lane	50 x 20	1,000	2021		52.5	107	10,500
		Teaching	20 x 10	200			52.5	107	

### *Winchester-wide Capacity*

- 2.1 There are seven swimming pools across five sites in Winchester that are available for community use. The facilities excluded from the study are listed in Appendix 1.
- 2.2 **Key finding 1** is that the total water space in Winchester is 2,452 sqm of water. When scaled against the amount available during the weekly peak period, this reduces to 1,822 sqm.
- 2.3 Of the water space in Winchester, 26% is unavailable for community use in the weekly peak period (the equivalent of 630 sqm of water).
- 2.4 The swimming pools can accommodate a total of 15,941 visits per week in the peak period.

### *Public Leisure Centres (pay-and-play access)*

- 2.5 There is one public leisure centre in Winchester, Winchester Sport and Leisure Park, which is operated by Everyone Active on behalf of the Council.
- 2.6 It has the largest amount of total water space in Winchester at 1,200 sqm of water, and the greatest capacity at 10,500 visits in the weekly peak period. Its two pools are both available for the full weekly peak period of 52.5 hours.
- 2.7 **Key finding 2** is that Winchester Sport and Leisure Park provides 66% of the available capacity in Winchester in the weekly peak period.
- 2.8 The centre enables specific activities to take place in dedicated pools and can accommodate the following activities:
- Casual recreational swimming
  - Lane and fitness swimming
  - Learn to swim
  - Swimming development through clubs

### *Educational Sites*

- 2.9 The educational sector is the largest provider in terms of ownership, with three of the five sites. Access at these sites depends on the policy of each individual school/college towards community use:
- Some educational owners will proactively encourage community use and allow regular hire by swimming clubs and may also operate a learn-to-swim school
  - Other schools/colleges will have a responsive, more limited, approach to community use, and only hire out the pool on an irregular basis
- 2.10 Educational swimming pools are unlikely to be available for community use for more than 42.5 hours in the weekly peak period due to weekday curriculum use. There may also be limited availability due to after school clubs.

### **St Swithun's School**

- 2.11 St Swithun's School has the largest amount of water space of the educational sites and is the only educational site with two pools. It has a 25m x 13m main pool and a 13m x 5m teaching pool. The scale of the pools means they can cater for all swimming activities, and the main pool is suitable for club development.
- 2.12 The pools are available for 19.3 hours of community use in the weekly peak period, which is the lowest availability of the educational sites. The site provides 8% of the available capacity in Winchester in the weekly peak period.
- 2.13 The pools are operated in-house and are available to residents through membership for recreational and fitness swimming activities. Of note, the school currently has a waiting list for new membership. The school also operates a learn to swim programme and is used for lifeguard training.
- 2.14 Overall, St Swithun's School is proactive in promoting and providing pools for a range of swimming activities. It is an important site, being one of only two sites with both a main pool and teaching pool in Winchester. There is scope to increase the hours available for community use.

### **Winchester College**

- 2.15 The Winchester College swimming pool included in the 2024 assessment is the centre that opened in 1968 and was modernised in 2005. This has now been replaced with a new eight-lane 25m x 17m swimming pool which will be available for community use in 2025.
- 2.16 The 1968 pool has dimensions of 25m x 13m. It has the most availability for community use of the educational sites, with 45.5 hours available in the weekly peak period. The swimming pool provides 15% of the available capacity in Winchester in the weekly peak period.

### **Kings' School Sports Centre**

- 2.17 Of the educational sites, Kings' School Sports Centre has the least amount of water space, having a pool with dimensions of 25m x 10.9m. However, the pool is available for 33 hours in the weekly peak period and provides 9% of the available capacity.
- 2.18 The community use programme is operated by SchoolHire on behalf of the school. The pool is available for hire by swimming clubs. Wessex Swim School operates a learn to swim programme through SchoolHire.

### ***Other Provider***

- 2.19 MoD Southwick Park has a 22m x 12m pool. It is modelled with only 5 hours of community use in the weekly peak period and has the smallest capacity at 220 visits, which is just 1% of the available capacity in Winchester. No details are available on the programme of use.

### *Age*

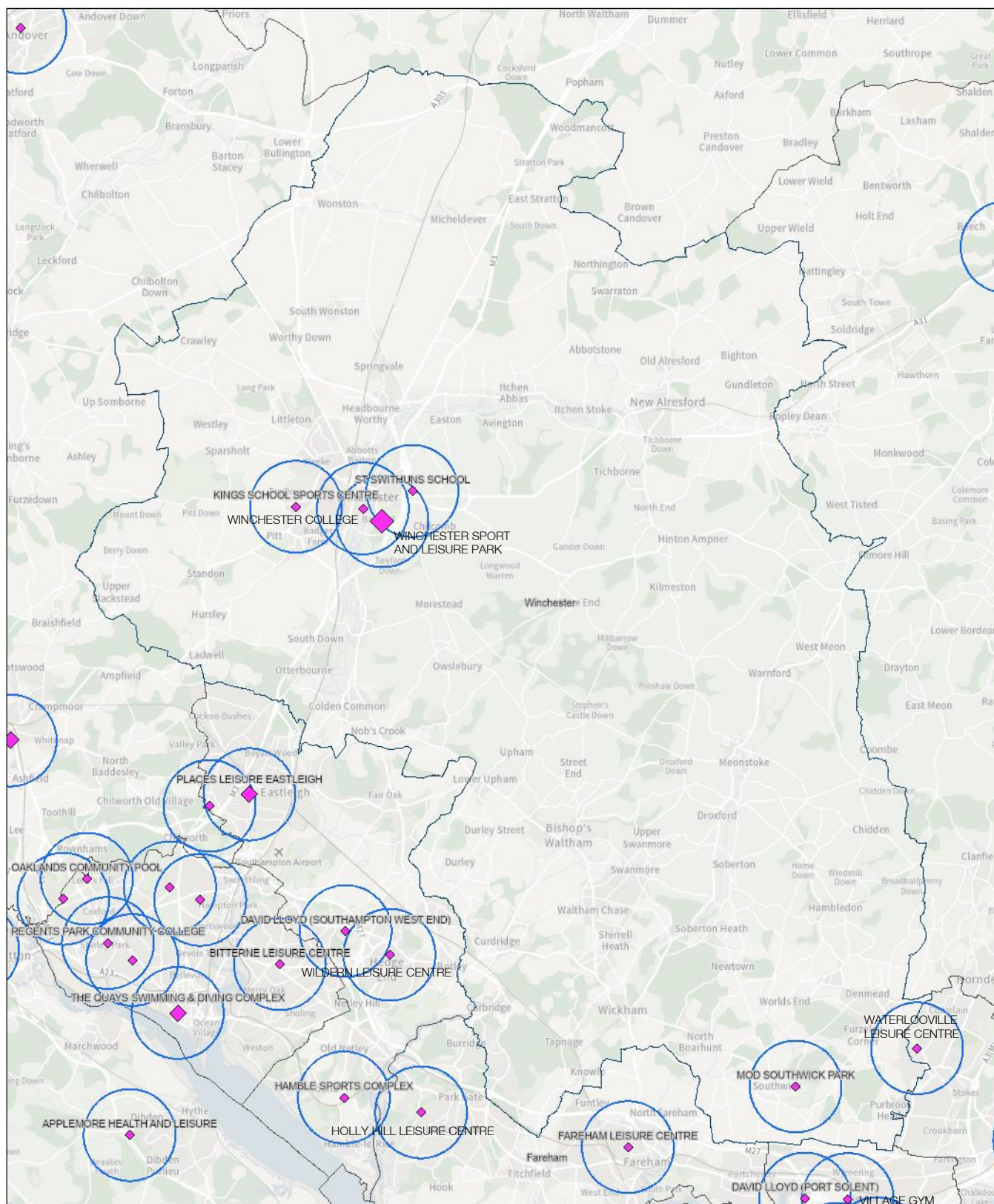
- 2.20 The average age of all the pool sites in Winchester is 29 years. The average age of the pool sites with Winchester College excluded is 22 years. It opened in 1968 and is the oldest in the Council area. The average age will decrease further when the Winchester College new swimming pool is included.
- 2.21 Winchester Sport and Leisure Park is the most recent centre to open in 2021. Kings' School Sports Centre is the second newest swimming pool and was built in 2000.
- 2.22 Of the three sites built before 2000, two have been refurbished. The unmodernised centre is St Swithun's School, which opened in 1996.

### *Locations*

- 2.23 With the exception of MoD Southwark Park, which is located in the south of the Council area close to the border with Fareham and Havant, all the swimming pool sites are located in Winchester city (see Map 2.1).
- 2.24 The closest swimming pool site in a neighbouring local authority to Winchester is Waterlooville Leisure Centre in Havant (public). There are two swimming pool sites in Portsmouth (both commercial), two in Eastleigh (both public) and two in Fareham (both public) that are quite close to the Winchester boundary. There are no swimming pool sites that are located close to the Winchester border in the neighbouring local authorities to the north, east and northwest of Winchester, in Basingstoke and Deane, East Hampshire and Test Valley.

### Map 2.1: Swimming Pools Locations in 2024

The size of the pink diamond represents the capacity of the swimming pool site




26/09/2024, 13:49:48

Swimming Pool Facilities (by capacity)

- ◆ 44 - 4,999
- ◆ 5,000 - 9,999
- ◆ 10,000 - 14,999
- 1.6km Buffer
- Areas of Interest
- Other Authority Boundaries (Local Authorities & Old Districts)

1:125,000



### 3 Demand for Swimming Pools

Demand	Winchester	Basingstoke and Deane	East Hampshire	Eastleigh	Fareham	Havant	Portsmouth UA	Test Valley	South East Region	England
Population	128,538	177,640	125,738	138,473	118,479	131,233	218,566	131,301	9,405,259	57,701,405
Visits demanded per week in peak period	8,144	11,646	7,963	8,997	7,447	8,292	14,051	8,436	606,762	3,731,891
Demand in sqm of water with comfort factor included	1,339	1,915	1,310	1,479	1,225	1,364	2,311	1,387	99,776	613,672
% of demand in the 10% most deprived LSOAs nationally	0%	0%	0%	0%	0%	7%	14%	0%	3%	10%

**Definition of total demand** – This represents the total demand for swimming pools by gender and for six age bands from 0 to 80+, and is calculated as the percentage of each age band/gender that participates. This is added to the frequency of participation in each age band/gender to arrive at a total demand figure, which is expressed in visits in the weekly peak period and water space. The FPM parameters for the percentage of participation and frequency of participation, for gender and for different age bands, are calculated from Sport England’s Active Lives survey up to November 2022 and are set out in Appendix 2.

### *Resident Population Demand*

- 3.1 The Office for National Statistics 2018-based population projection for Winchester is 128,538 in 2024.
- 3.2 **Key finding 3** is that the resident population generates demand for 8,144 visits in the weekly peak period (the equivalent of 1,339 sqm of water with a comfort factor included). This demand amounts to less than Winchester's available supply (1,822 sqm of water).

### *Geographical Distribution of Demand*

#### **Winchester City**

- 3.3 The greatest concentration of demand is in Winchester city.
- 3.4 The highest density of demand is in Swanmore, southeast of Kings' School Sports Centre, at 38 sqm of water per square kilometre. The second highest density of demand is in the city centre, northeast of Winchester College, at 37 sqm of water (light green squares in Map 3.1).
- 3.5 Demand in Winchester city totals 348 sqm of water across 20 square kilometres. Four of Winchester's swimming pool sites are located in this area.

#### **Remainder of Winchester**

- 3.6 Demand in the remainder of Winchester is dispersed in smaller amounts.
- 3.7 The highest density of demand outside of the city is 23 sqm of water per square kilometre in Denmead (dark green square). This is close to the border with Havant where Waterlooville Leisure Centre is located.
- 3.8 The remaining demand is between 1 and 19 sqm of water per square kilometre (blue and purple squares), and there are large areas where there is no demand, particularly in the centre of the Council area. Demand close to MoD Southwick Park is only 5 sqm of water.
- 3.9 The largest cluster of demand is around Bishop's Waltham and Swanmore, which totals 82 sqm of water across six square kilometres (blue squares). There is a 20m four-lane pool at Bishop's Waltham Junior School. However, this swimming pool is excluded from the FPM because there is no timetable of use during term time, although it is available for hire.

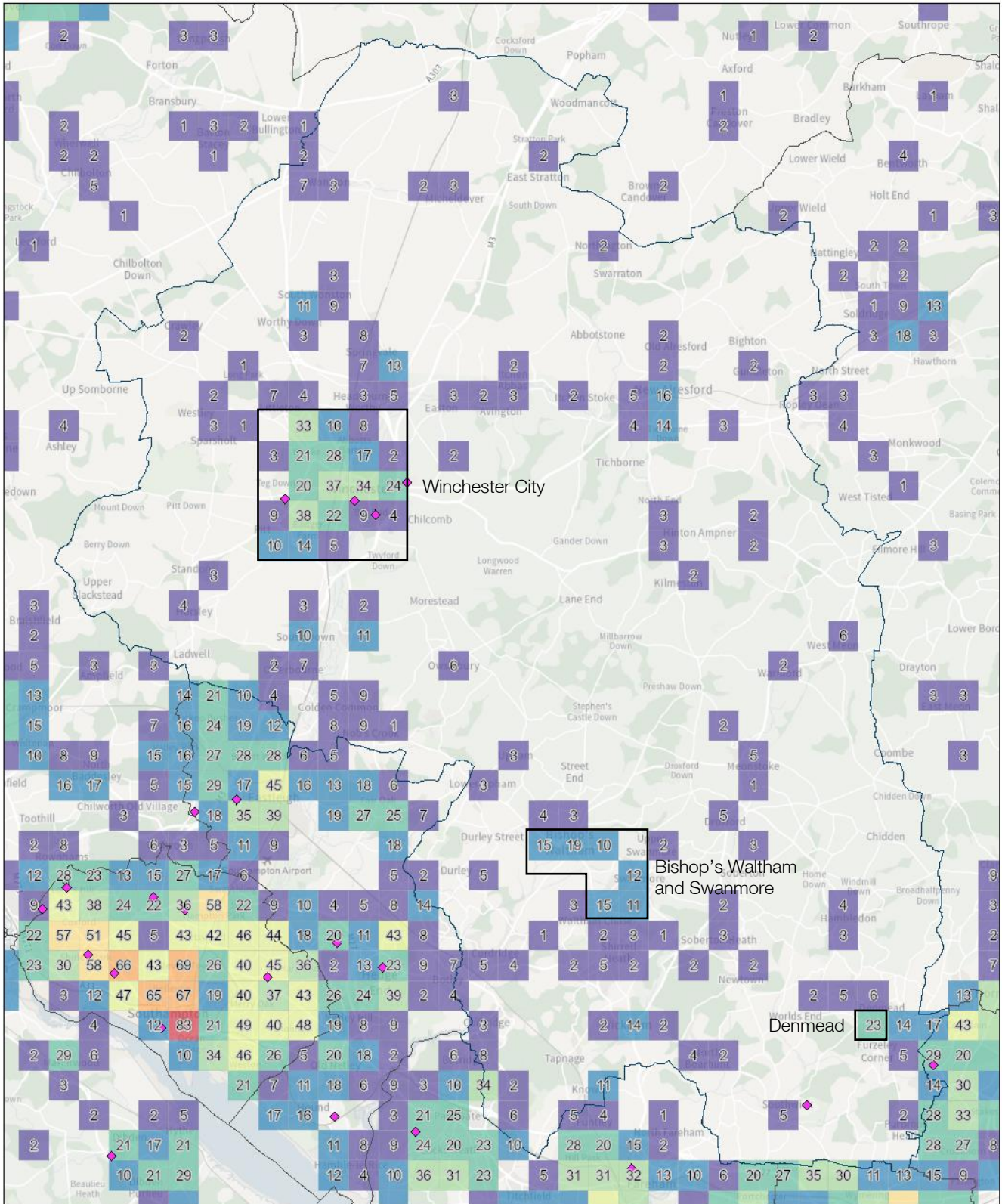
### *Deprivation*

- 3.10 None of Winchester's demand is in the 10% most deprived lower super output areas (LSOA) nationally.
- 3.11 The most deprived area in Winchester is in the 30% most deprived LSOAs and is northwest of St Swithun's School (see Map 3.2).
- 3.12 The Index of Multiple Deprivation (IMD) score is used in the FPM to limit whether people will use commercial facilities (see Appendix 2 for definition of IMD). A weighting factor is

incorporated to reflect the cost element often associated with commercial facilities. The assumption is that the higher the IMD score (less affluence), the less likely the population of the LSOA would choose to go to a commercial facility.

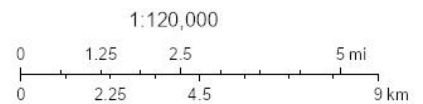
### Map 3.1: Demand for Swimming Pools in 2024

FPM peak period demand per square kilometre expressed as water space (figure labels) and shown thematically (colours)



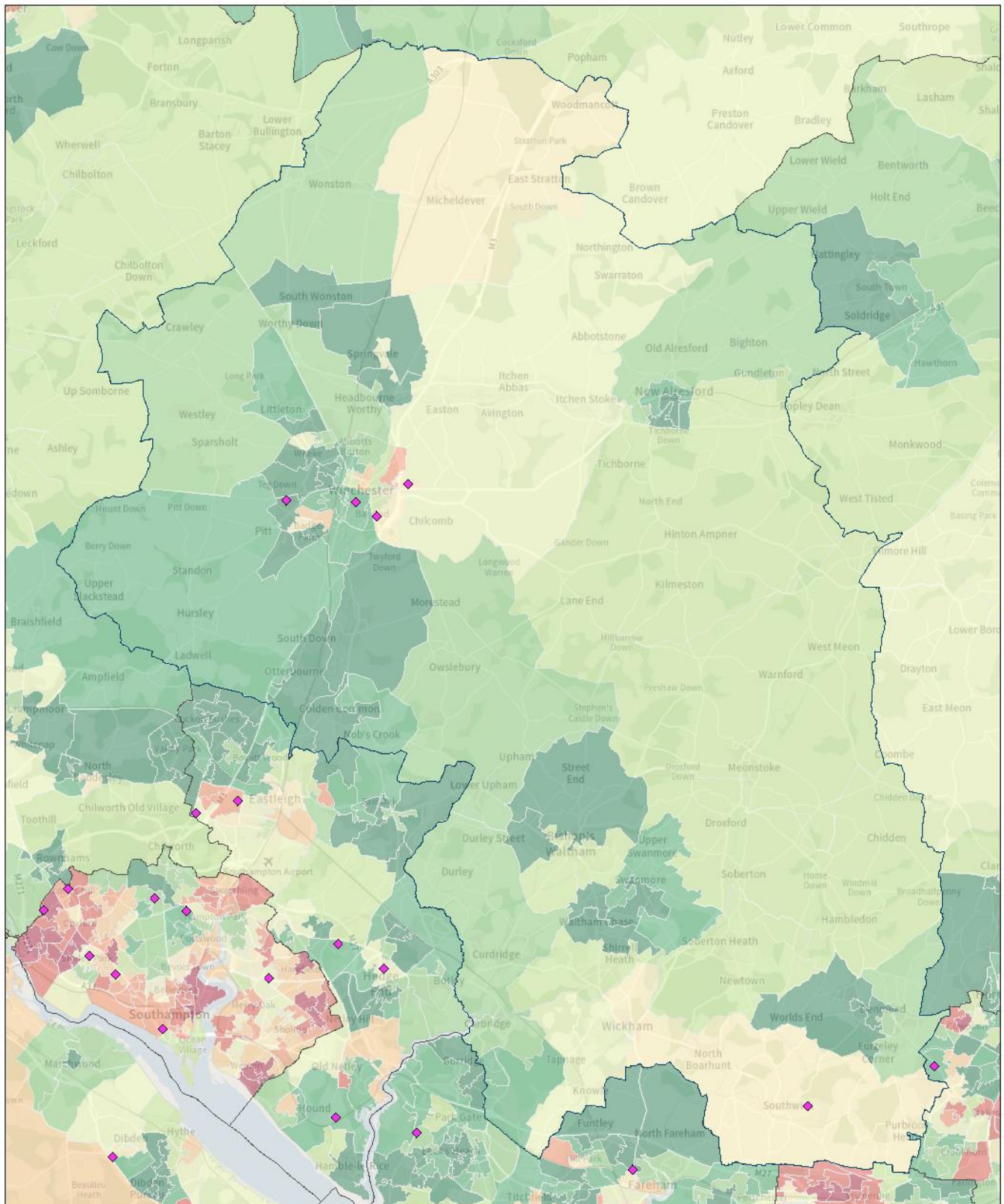
09/09/2024, 17:21:42

- ◆ Swimming Pool Facilities (by location)
- ▭ Areas of Interest
- ▭ Other Authority Boundaries (Local Authorities & Old Districts)
- Demand (1km grid)
- <10
- 10-19
- 20-29
- 30-39
- 40-49
- 50-59
- 60-69
- 80-99




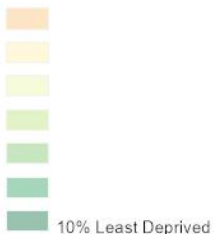
### Map 3.2: Deprivation in 2019

Deprivation shown thematically (colours) at lower super output area level by decile



09/09/2024, 17:29:53

- ◆ Swimming Pool Facilities (by location)
- ▭ Areas of Interest
- ▭ Other Authority Boundaries (Local Authorities & Old Districts)
- Indices of Multiple Deprivation (IMD) 2019
- 10% Most Deprived
- 
- 
- 
- 10% Least Deprived



Contains OS data © Crown copyright and database right 2024  
ONS data licensed under Open Government Licence v.3.0

## 4 Accessibility

Accessibility	Winchester	Basingstoke and Deane	East Hampshire	Eastleigh	Fareham	Havant	Portsmouth UA	Test Valley	South East Region	England
% residents without access to a car	13%	14%	9%	11%	11%	18%	31%	11%	16%	23%
% of residents within a 20-minute walk of a swimming pool	19%	38%	20%	24%	17%	18%	49%	22%	31%	37%
% of 10% most deprived population within a 20-minute walk from a swimming pool	-	-	-	-	-	23%	72%	-	42%	42%
% of demand satisfied when travelled:										
by car	86%	81%	89%	86%	88%	82%	63%	88%	81%	74%
on foot	8%	13%	7%	8%	6%	8%	26%	7%	12%	16%
by public transport	6%	6%	4%	6%	6%	10%	11%	5%	7%	10%

**Definition of accessibility** – The FPM uses a distance decay function where the further a user is from a facility, the less likely they will travel. A description of the distance decay function is set out in Appendix 2. On average, a 20-minute travel time accounts for approximately 90% of journeys to swimming pools.

### *Car Access*

- 4.1 In Winchester 13% of residents do not have access to a car. This is lower than the regional average of 16% and the national average of 23%.
- 4.2 The proportion of residents without access to a car influences travel patterns to swimming pools. A low percentage means that there is likely to be a larger number of journeys to swimming pools by car. For residents without access to a car, travel to swimming pools by public transport and on foot become the choices of travel mode.
- 4.3 It is estimated that 86% of journeys to swimming pools by Winchester residents are by car. This is higher than the regional average of 81% and the national average of 74%.

### *Walking Access*

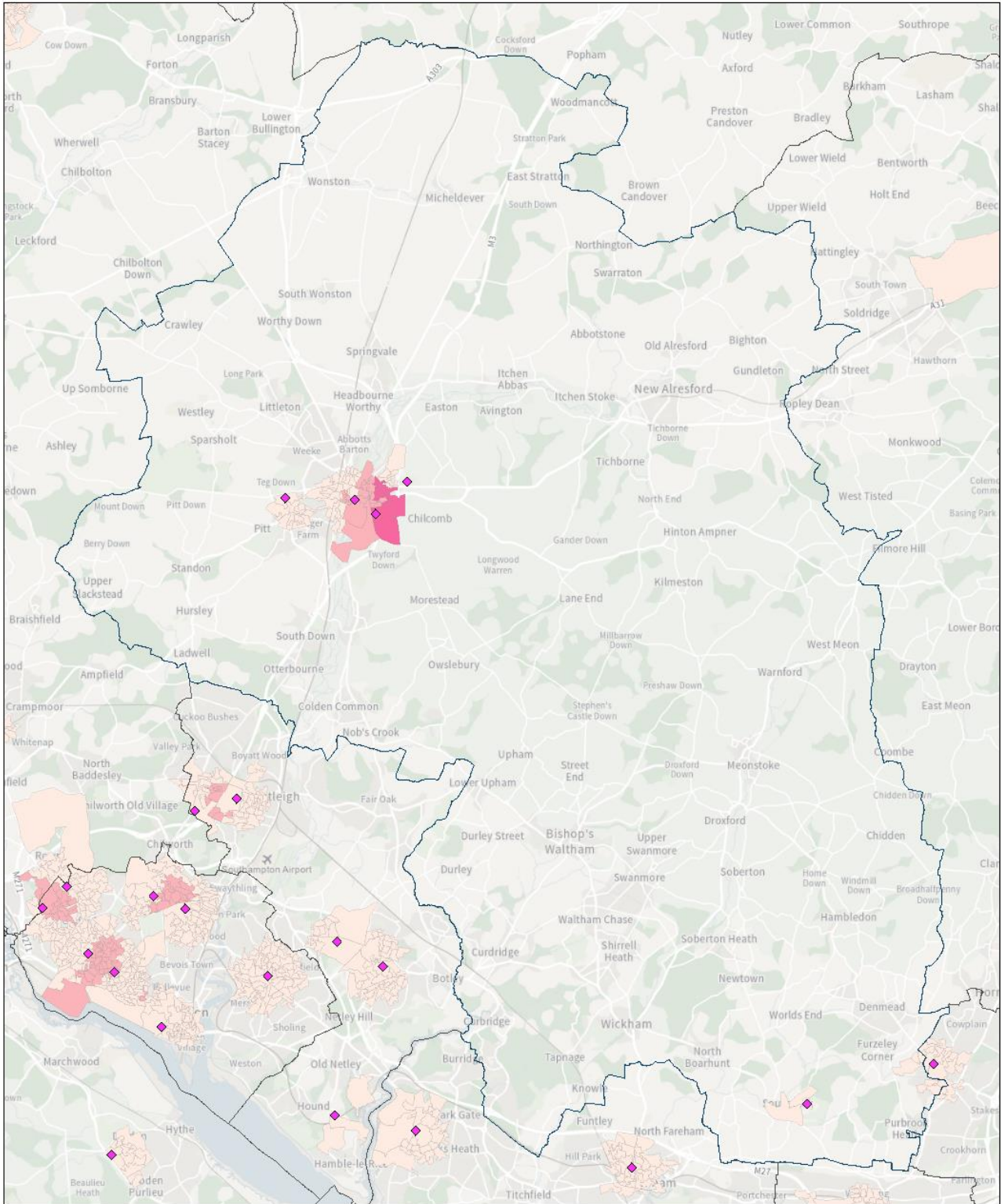
- 4.4 Of Winchester's residents, 19% are within a 20-minute walk of a swimming pool. This is the third lowest proportion in the study area, after Fareham at 17% and Havant at 18%. It is lower than the regional average of 31% and the national average of 37%.
- 4.5 Residents southeast of Winchester city centre can walk to the most swimming pools within 20 minutes because they are close to three sites (dark pink area in Map 4.1).
- 4.6 However, not all residents in these areas will walk to a swimming pool and some will travel further. It is estimated that 8% of all journeys to swimming pools are on foot.

### *Public Transport Access*

- 4.7 Visits to swimming pools by public transport are estimated to account for 6% of all journeys.

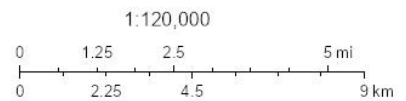
### Map 4.1: Walking Access to Swimming Pools in 2024

Number of pool sites within a 20-minute walk time of output area centroid (approx 1 mile)



09/09/2024, 17:28:22

- ◆ Swimming Pool Facilities (by location)
- Areas of Interest
- Other Authority Boundaries (Local Authorities & Old Districts)
- Facility Walk Times
  - 1
  - 2
  - 3



## 5 Satisfied Demand

Demand from Winchester residents currently being met by supply

Satisfied Demand	Winchester	Basingstoke and Deane	East Hampshire	Eastleigh	Fareham	Havant	Portsmouth UA	Test Valley	South East Region	England
Number of visits met per week in peak period	7,769	11,255	7,672	8,744	7,154	7,830	13,511	7,987	578,802	3,503,768
% of total demand satisfied	95%	97%	96%	97%	96%	94%	96%	95%	95%	94%
Number of visits retained per week in peak period	4,979	9,819	5,020	5,870	4,350	5,239	12,232	5,300	565,806	3,501,107
Demand retained as a % of satisfied demand	64%	87%	65%	67%	61%	67%	91%	66%	98%	100%
Number of visits exported per week in peak period	2,789	1,436	2,652	2,874	2,804	2,591	1,279	2,686	12,997	2,662
Demand exported as a % of satisfied demand	36%	13%	35%	33%	39%	33%	9%	34%	2%	0%

**Definition of satisfied demand** – This represents the proportion of total demand that is met by the capacity at the swimming pools from Winchester residents who live within the driving, walking or public transport travel time of a swimming pool. This includes swimming pools located both within and outside Winchester.

### *Demand Met*

- 5.1 **Key finding 4** is that 95% of the demand for swimming pools from Winchester residents is met in 2024. This is the same as the regional average and higher than the national average of 94%.
- 5.2 Met demand is above 90% across the study area and is highest in Basingstoke and Deane and Eastleigh at 97% and lowest in Havant at 94%.
- 5.3 The model iteratively allocates demand to facilities using a set of distance decay functions and choice parameters. The model also considers the quality of a site based on its age and management, as supported by Sport England's research.
- 5.4 Increasingly, there are other factors that influence which swimming pools residents chose to use, such as other facilities being on the same site, for example, a gym or studio, ease of parking, or a swimming pool programme that provides activities at times when residents wish to participate.

### *Retained Demand*

**Definition of retained demand** – A subset of the satisfied demand findings shows how much of Winchester residents' demand for swimming pools is met at pools located within the Council area. This assessment is based on the travel time from Winchester swimming pools and residents in the Council area participating at these pools.

- 5.5 **Key finding 5** is that 64% of Winchester's satisfied demand is met at swimming pools within the Council area in 2024.
- 5.6 Winchester has the second lowest level of retained demand after Fareham at 61%.

### *Exported Demand*

**Definition of exported demand** – The residue of satisfied demand, after retained demand, is exported demand. This is based on Winchester residents who live within the travel time of a swimming pool located outside Winchester and use that pool.

- 5.7 Of Winchester's satisfied demand, 36% is met at swimming pools outside the Council area (the equivalent of 2,789 visits in the weekly peak period).
- 5.8 The data from the National FPM Run does not identify how much of Winchester's demand goes to which other local authority area or swimming pool, but only provides the total figure for exported demand. The destination of exported demand could be identified in a bespoke FPM run. However, the closest swimming pools to the demand in Winchester are in Havant, Portsmouth, Eastleigh and Fareham.

## 6 Unmet Demand

Demand from Winchester residents not currently being met

Unmet Demand	Winchester	Basingstoke and Deane	East Hampshire	Eastleigh	Fareham	Havant	Portsmouth UA	Test Valley	South East Region	England
Number of visits unmet per week in peak period	375	391	291	252	294	462	540	450	27,960	228,122
Unmet demand as a % of total demand	5%	3%	4%	3%	4%	6%	4%	5%	5%	6%
Equivalent in sqm of water with comfort factor included	62	64	48	42	48	76	89	74	4,598	37,512
% of 10% most deprived demand unmet	-	-	-	-	-	8%	4%	-	10%	10%
% of unmet demand due to:										
Facility too far away:	98%	98%	100%	91%	90%	100%	89%	82%	90%	84%
Without access to a car	74%	76%	77%	78%	77%	85%	84%	60%	74%	70%
With access to a car	24%	22%	23%	13%	13%	15%	5%	22%	16%	14%
Lack of facility capacity:	2%	2%	0%	9%	10%	0%	11%	18%	10%	16%
Without access to a car	1%	0%	0%	7%	7%	0%	10%	11%	7%	12%
With access to a car	1%	2%	0%	2%	3%	0%	1%	7%	3%	4%

**Definition of unmet demand** – This has two parts; demand for swimming pools that cannot be met because either:

1. There is too much demand for any particular swimming pool within its travel time area and there is a lack of capacity.
2. The demand is located too far from any swimming pools that it can use (taking into account deprivation) or reach (taking into account car access) and is then classified as unmet demand.

### *Causes of Unmet Demand*

- 6.1 Unmet demand in Winchester accounts for 5% of demand and 375 visits in the weekly peak period.
- 6.2 **Key finding 6** is that unmet demand totals just 62 sqm of water, with a comfort factor included. Residents who are too far from a swimming pool account for 98% of the unmet demand. Unmet demand due to lack of capacity is only 1 sqm of water.
- 6.3 Unmet demand located too far from a swimming pool will always exist because it is not possible to achieve complete spatial coverage whereby all areas of a local authority are within walking distance of a swimming pool that is not commercial and not everyone will want, or is able, to drive the full distance.
- 6.4 Of the unmet demand, 75% is from residents who do not have access to a car.
- 6.5 The key point here is the scale of the unmet demand. Also, if it is clustered in one location, further provision should be considered to improve accessibility.

### *Geographical Distribution*

- 6.6 Unmet demand is distributed across Winchester in very small amounts (see Map 6.1). The highest density of unmet demand is 2 sqm of water per square kilometre (dark green squares) in:
- Harestock (northwest Winchester city)
  - New Alresford
  - Bishop's Waltham (two square kilometres)
- 6.7 The largest clusters of unmet demand total 8 sqm of water in the area of Bishop's Waltham and Swanmore (across six square kilometres), and Winchester city (across seven square kilometres).
- 6.8 There are large areas across the Council area where there is no unmet demand.

### *Meeting Unmet Demand*

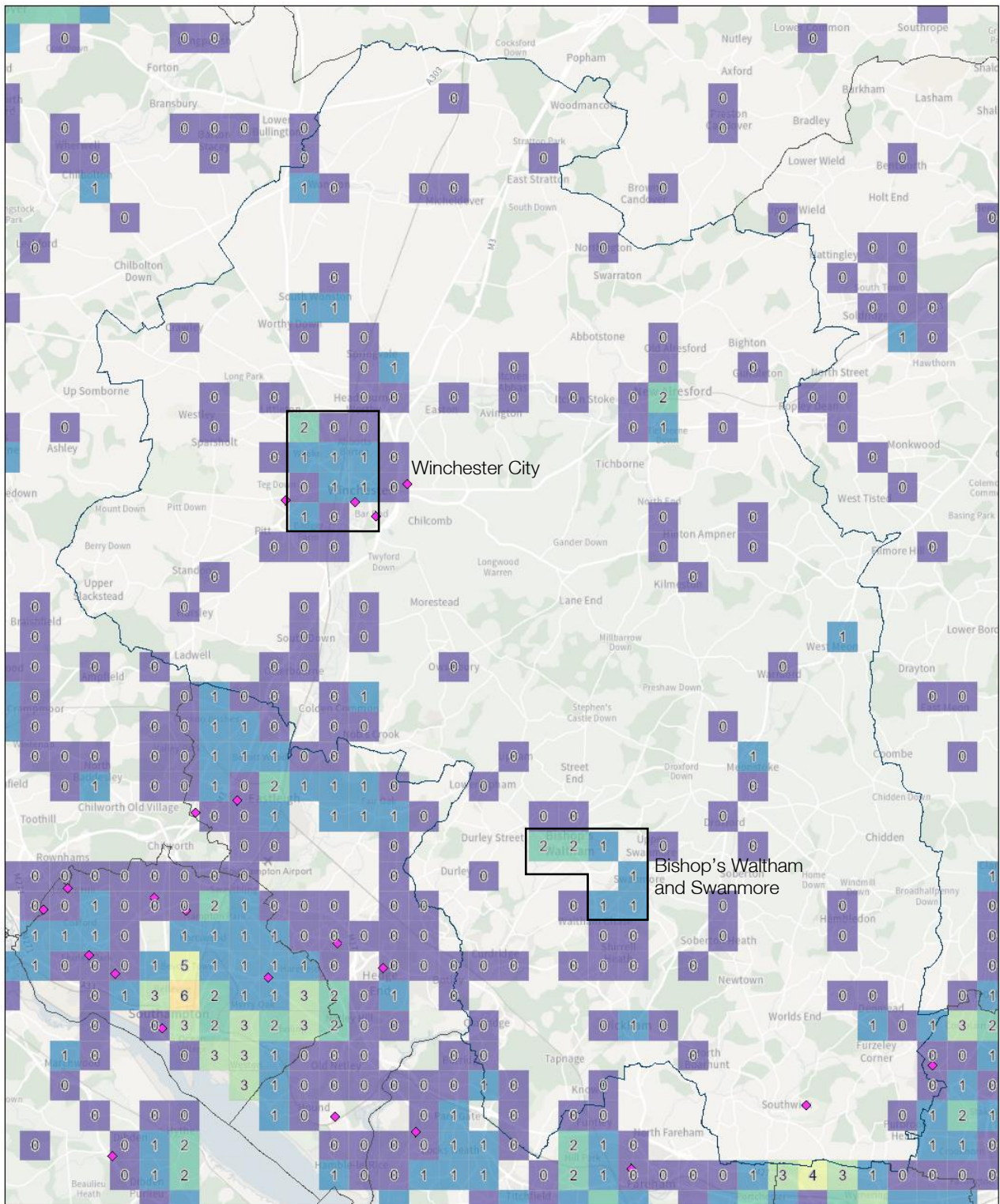
**Definition of reachable unmet demand** – Analysis of the spread of unmet demand shows the level of unmet demand that would be met by a potential new facility in any given location. This 'reachable unmet demand' is calculated for each one-kilometre grid square, and figures are shown in the map.

- 6.9 **Key finding 7** is that the location in Winchester where the most unmet demand can be met is Boarhunt, on the border with Fareham, at 28 sqm of water (blue square in Map 6.2). However, this amount is insufficient to consider building a new swimming pool at this location. This does not cover future changes in demand, which would need to be considered separately in a bespoke report.

*For context, the minimum amount of reachable water space required to justify a new pool would be 120 sqm, which is a 15m x 8m Sport England Leisure Local facility.*

### Map 6.1: Unmet Demand for Swimming Pools in 2024

FPM unmet demand per square kilometre expressed as water space (figure labels) and shown thematically (colours)



09/09/2024, 17:23:43


◆ Swimming Pool Facilities (by location)

▭ Areas of Interest


▭ Other Authority Boundaries (Local Authorities & Old Districts)

Unmet (1km grid)

0 - 0.4

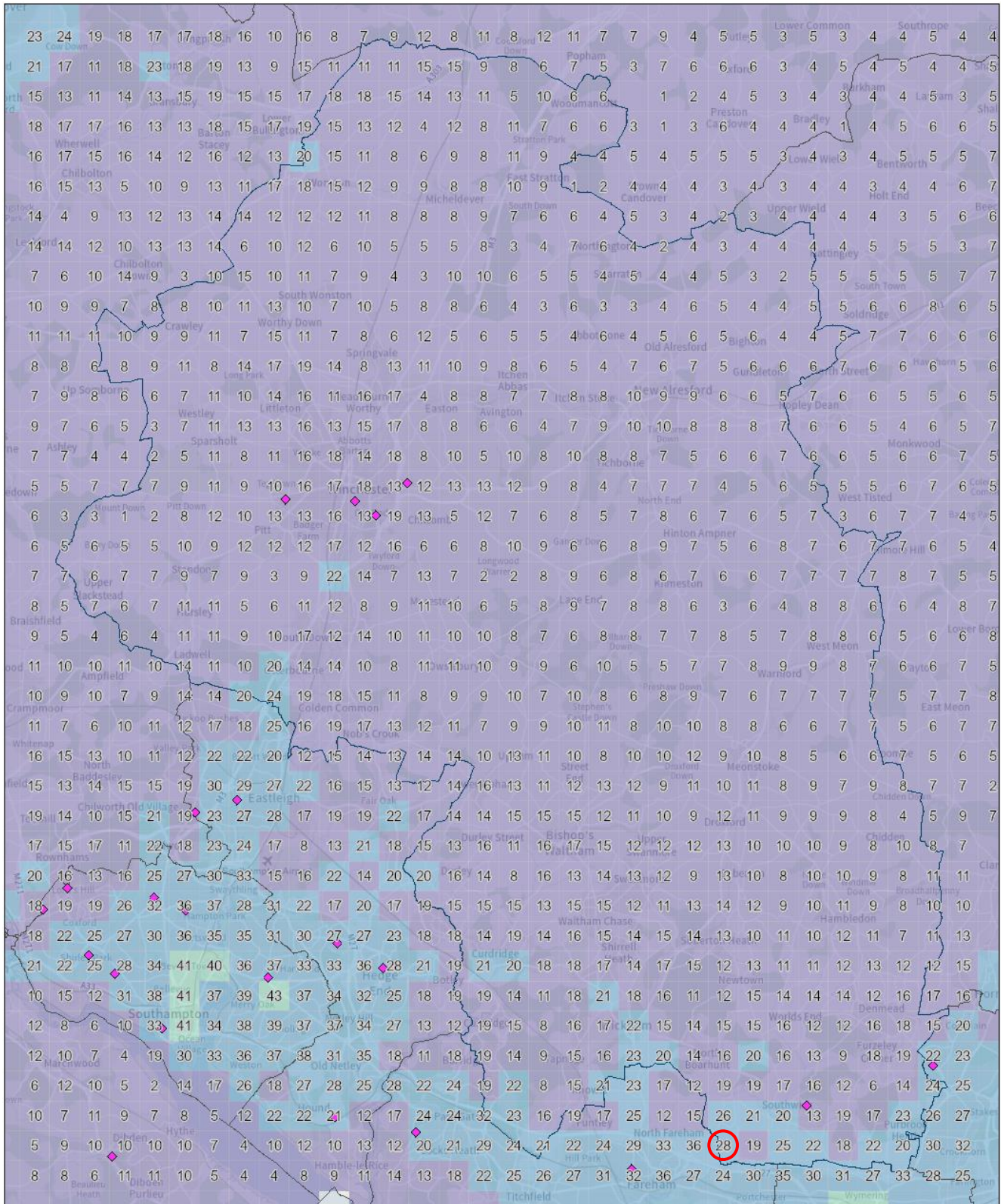


1:120,000



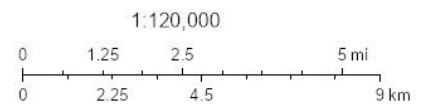
### Map 6.2: Reachable Unmet Demand for Pools in 2024

FPM reachable unmet demand from square kilometre expressed as water space (figure labels) and shown thematically (colours)



09/09/2024, 17:24:58

- ◆ Swimming Pool Facilities (by location)
  - Areas of Interest
  - Other Authority Boundaries (Local Authorities & Old Districts)
- Reachable Unmet (1km grid)
- 0 - 19.4
  - 20-39
  - 40-59



## 7 Used Capacity

How well used are the facilities?

Used Capacity	Winchester	Basingstoke and Deane	East Hampshire	Eastleigh	Fareham	Havant	Portsmouth UA	Test Valley	South East Region	England
Number of visits used of capacity per week in peak period	6,853	11,044	5,934	10,105	7,249	8,227	17,619	6,539	591,876	3,504,082
% of overall capacity of pools used	43%	57%	44%	90%	99%	70%	85%	64%	65%	69%
Number of visits imported per week in peak period	1,873	1,225	914	4,235	2,899	2,989	5,387	1,239	26,071	2,975
As a % of used capacity	27%	11%	15%	42%	40%	36%	31%	19%	4%	0%
Difference between visits imported and exported	-916	-211	-1,738	1,361	95	397	4,108	-1,448	13,074	314

**Definition of used capacity** – This is a measure of usage at swimming pools and estimates how well used or full facilities are. The FPM is designed to include a ‘comfort factor’, beyond which the venues are too full. The swimming pool itself becomes too crowded to participate comfortably, and the changing and circulation areas also become too congested. In the model Sport England assumes that usage of more than 70% of capacity is busy and that the swimming pool is operating at an uncomfortable level above that percentage.

### *Winchester-wide Used Capacity*

- 7.1 **Key finding 8** is that the overall estimated used capacity of swimming pools in Winchester during the weekly peak period is 43%.
- 7.2 The used capacity of the neighbouring local authority areas ranges from 44% in East Hampshire to 99% in Fareham.
- 7.3 Winchester's swimming pools meet a total of 6,853 visits in the weekly peak period.

### *Imported Demand*

- 7.4 **Key finding 9** is that imported demand accounts for 27% of used capacity in Winchester. This equates to 1,873 visits in the weekly peak period from residents of neighbouring local authorities.
- 7.5 Winchester exports 916 more visits than it imports in the weekly peak period.
- 7.6 Of the neighbouring local authorities, three export more visits than they import. Two local authorities are larger net exporters of visits when compared with Winchester: East Hampshire with 1,738 visits and Test Valley with 1,448 visits.
- 7.7 The data from the National FPM Run does not identify how much of Winchester's used capacity comes from which other local authority area, but only provides the total figure for imported demand. The source of imported demand could be identified in a bespoke FPM run.

*Used Capacity of Swimming Pools in Winchester (2024)*

Site	Operation	Year Built	Year Refurb	Peak Hours	Site Capacity (visits per week in peak period)	% of Capacity Used	Visits Met in Weekly Peak Period
Kings' School Sports Centre	Educational	2000	2010	33	1,502	49%	733
MoD Southwick Park	Other	1991	2008	5	220	47%	103
St Swithun's School	Educational	1996		19.3	1,255	25%	312
Winchester College	Educational	1968	2005	45.5	2,465	17%	424
Winchester Sport and Leisure Park	Public	2021		52.5	10,500	50%	5,280

### *Site Utilisation*

- 7.8 The estimated used capacity of each site should be reviewed with the facility operator. There are several reasons for the variation in estimated used capacity by site. Often it is difficult to identify which of these reasons apply because several could be interacting simultaneously, but variation is generally caused by any of the following factors.

#### **Type of site operator (public/educational/other)**

- Public leisure centres have a ‘draw effect’ because they:
  - Are accessible for public and sports club use
  - Have extensive opening hours and are proactively managed to encourage and support participation and physical activity
  - Unlike commercial facilities, do not require payment of a monthly membership fee
  - Provide all activities
- Access to swimming pools for community use will be determined by the policy of each educational provider.
  - Some schools and colleges actively promote community use
  - At some venues there is little differentiation between educational and wider community use, with community access being based on a membership system (classed as commercial)
  - Other educational venues let out their swimming pools to sports clubs or community groups on a termly basis, or for shorter periods
- A swimming pool on an educational site that is only available for a few hours a week, and with an irregular pattern of use, is very different from a public leisure centre pool with a full programme of use. Also, educational venues will not be available for recreational pay-and-play.

#### **Age of the facility and its ‘attractiveness’**

- To assess their comparative attractiveness to customers, all the swimming pool sites in the model are weighted to reflect their age, operation type, condition and whether they have been modernised.
- The effect of refurbishment at a site decreases as the site gets older, and it becomes less attractive than a site built in the same year as the refurbishment.

#### **Location of demand and competition from other sites**

- Where swimming pools are located close together, the demand that can reach these sites is shared between the venues, and this contributes to the level of used capacity at each.
- Conversely, where a swimming pool is remotely located, it benefits from having no competition for the local demand.

### **Capacity**

- When reviewing the estimated used capacity, it is important to consider the capacity of the site and not just the proportion in isolation. Centres with the same or similar proportions of used capacity can accommodate very different levels of demand.
- The hours when a site is available for community use affects its capacity at peak times.

### **Imported Demand**

- If residents of neighbouring local authority areas participate at a site in Winchester, their usage becomes part of the used capacity of Winchester's swimming pools.

### ***Public Leisure Centre***

7.9 Winchester Sport and Leisure Park is estimated to be 50% utilised in the weekly peak period. The pools full comfort level is 70% of capacity used at peak times. While this may appear a low utilisation, it meets 5,280 visits in the weekly peak period (77% of Winchester's used capacity). The site meets the most visits in Winchester because:

- It is the only public leisure centre
- It is the newest site and therefore the most attractive
- It is located in the area of highest demand
- It has the largest capacity

### ***Educational Sites***

7.10 Kings School Sports Centre:

- Is 49% utilised and meets the second most visits, at 733 (11% of Winchester's used capacity)
- Is the second most attractive swimming pool due to its age and refurbishment in 2010
- Is located in the area of highest demand

7.11 St Swithun's School:

- Is 25% utilised and meets 312 visits
- Is located in the area of highest demand but has competition from two more attractive sites

7.12 Winchester College:

- Is 17% utilised and meets 424 visits
- Is located in the area of highest demand but has competition from three more attractive sites
- Has the second largest capacity

### *Other Provider*

- 7.13 MoD Southwark Park is 47% utilised but only meets 103 visits in the weekly peak period (2% of the used capacity in Winchester). It meets the fewest visits because it has the lowest availability of only five hours in the weekly peak period. Also, it is located in an area of very low demand and has competition from swimming pools in neighbouring local authorities.

## 8 Local Share of Facilities

Equity share of facilities

Share	Winchester	Basingstoke and Deane	East Hampshire	Eastleigh	Fareham	Havant	Portsmouth UA	Test Valley	South East Region	England
Local share of swimming pools relative to demand in local area: <1 = poorer, >1 = better	1.58	1.20	1.79	1.07	0.98	0.85	0.85	1.11	1.05	0.97
Water space per 1,000 population	19	13	14	11	7	11	12	9	13	12

**Definition of local share** – This helps to show which areas have a better or worse share of facility provision. It considers the size, availability, and quality of facilities, as well as travel modes. Local share is useful for looking at ‘equity’ of provision. Local share is the available capacity that people want to visit in an area, divided by the demand for that capacity in the area (considering deprivation). Local share decreases as facilities age.

### *Share of Supply*

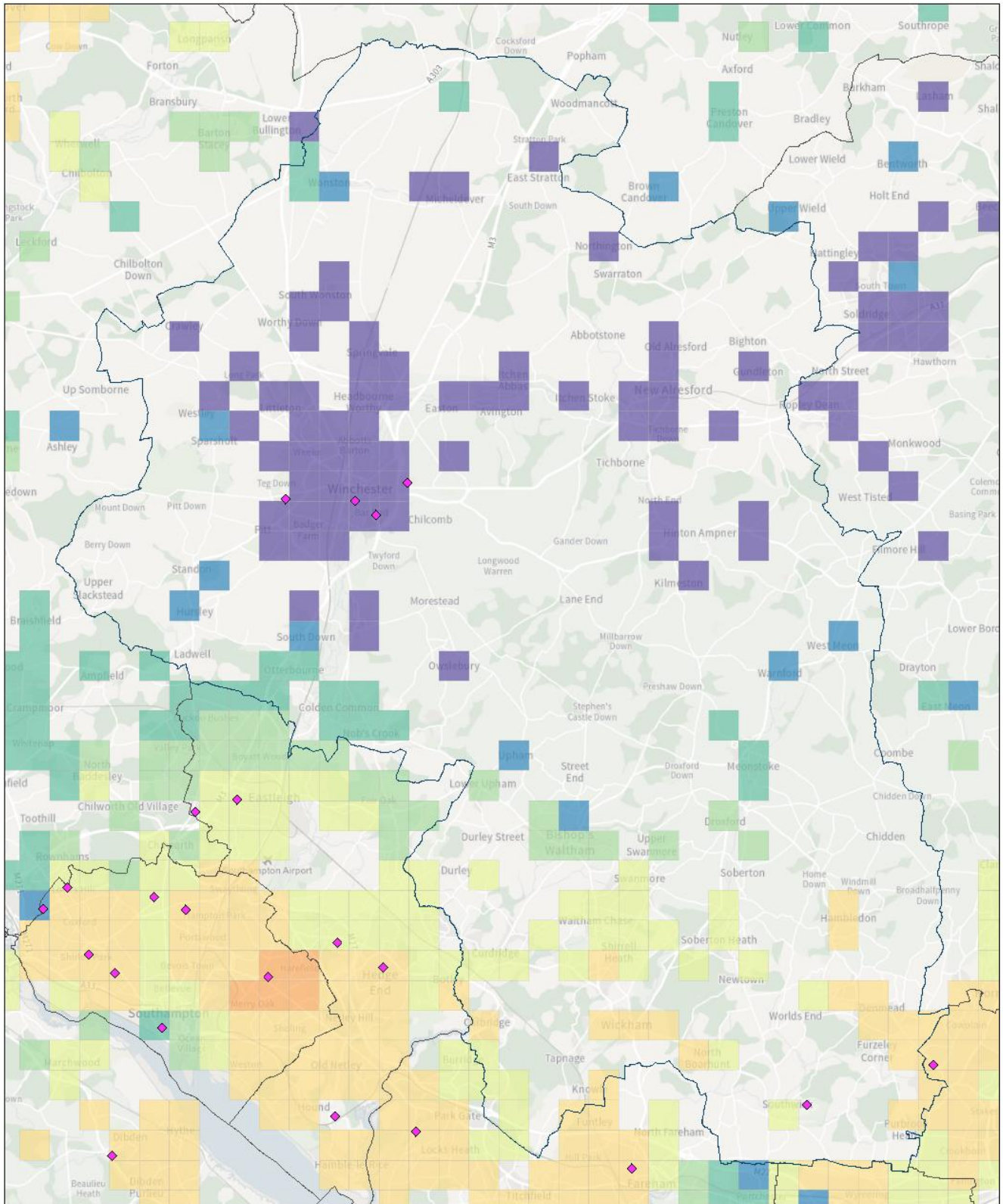
- 8.1 Local share shows how access and share of swimming pools differs across the local authority area, as follows:
- A value of 1 means that there is sufficient suitable supply reachable by the demand
  - A value of less than 1 indicates a shortage of suitable supply that can be reached by the demand
  - A value greater than 1 indicates a surplus of suitable supply that can be reached by the demand
- 8.2 Overall, local share identifies the areas of the authority where the share of swimming pools is better and worse. The intervention is to try and increase access for residents in the areas with the poorest access to swimming pools.
- 8.3 Winchester has a local share value of 1.58, meaning that there is sufficient suitable provision to meet demand. However, local share varies across the Council area (see Map **8.1**).
- 8.4 Local share is best in the north of Winchester (around the city and New Alresford), at more than 1.8 (purple squares). The four swimming pool sites in the northeast of the Council area have sufficient capacity to meet the demand in the area and two of the sites are attractive.
- 8.5 Local share is poorest in the south of Winchester (around Wickham, Hambledon and Denmead), at 0.8 and 0.9 (light orange squares). Demand is low in this area but is dependent on the quality and capacity of the swimming pools in the neighbouring local authorities.

### *Comparative Measure of Provision*

- 8.6 A comparative measure of swimming pools provision is water space per 1,000 population.
- 8.7 **Key finding 10** is that Winchester has 19 sqm of water per 1,000 population. This is the highest in the study area. It is higher than the regional average of 13 sqm of water and the national average of 12 sqm of water.
- 8.8 Of the neighbouring local authorities, East Hampshire has the next highest provision at 14 sqm of water per 1,000 population. Fareham has the lowest level of provision per 1,000 population at 7 sqm of water.
- 8.9 **The findings on water space per 1,000 population are reported because some local authorities like to compare their quantitative provision with others; however, it does not set a standard of provision, and should not be used as such.**
- 8.10 The supply and demand assessment for swimming pools in Winchester is based on the findings from the previous six headings analysed in this report.


### Map 8.1: Local Share of Swimming Pools in 2024

FPM share of water space, taking into account age, relative to demand in local area per square kilometre and shown thematically (colours)



09/09/2024, 17:27:08

- ◆ Swimming Pool Facilities (by location)
  - Areas of Interest
  - Other Authority Boundaries (Local Authorities & Old Districts)
- Local Share (ratio)
- 0.6 - 0.7
  - 0.8 - 0.9
  - 1.0 - 1.1
  - 1.2 - 1.3
  - 1.4 - 1.5
  - 1.6 - 1.7
  - > 1.8



## Appendix 1: Facilities Excluded

The audit excludes facilities that are deemed to be either for private use, too small, closed or there is a lack of information, particularly relating to hours of use. The following facilities were deemed to fall under one or more of these categories and therefore excluded from the modelling:

Site	Facility Type	Reason for Exclusion
Army Training Regiment Winchester	Main	Private Use
Bishop's Waltham Junior School	Main	Private Use
Brockwood Park School	Lido	Lido
Marwell Hotel Leisure Club	Teaching	Principal pool too small
Meon Valley Hotel, Golf and Country Club	Teaching	Principal pool too small
New Place Hotel	Main	Principal pool too small
Norton Park	Main	Principal pool too small
River Park Tennis Courts and 3G Pitch	Main Teaching	Closed Closed
Skylark Golf and Country Club	Main	Principal pool too small
Solent Hotel Spa	Teaching	Principal pool too small
Swanmore College	Lido	Closed
The Pilgrims School	Lido	Lido
The Winchester Hotel and Spa	Leisure	Principal pool too small
Westgate Secondary School Hall and Badminton Centre	Lido	Closed
Wickham Church of England Primary School	Lido	Lido

## Appendix 2: Model Description, Inclusion Criteria and Model Parameters

Included within this Appendix are the following:

- Model Description
- Facility Inclusion Criteria
- Model Parameters

### *Model Description*

#### 1 Background

- 1.1 The Facilities Planning Model (FPM) is a computer-based supply/demand model, which has been developed by Edinburgh University in conjunction with **sportscotland** and Sport England since the 1980s.
- 1.2 The model is a tool for helping to assess the strategic provision of community sports facilities in an area. It is currently applicable for use in assessing the provision of the following facilities that Sport England holds substantial demand data for:
  - sports halls
  - swimming pools
  - indoor bowls centres
  - artificial grass pitches (AGPs)

#### 2 Use of FPM

- 2.1 The FPM is one of Sport England's principal tools and has been developed as a means for:
  - Assessing the requirements for different types of community sports facilities on a local, regional and national scale.
  - Helping local authorities to determine an adequate level of sports facility provision to meet their local needs.
  - Helping to identify strategic gaps in the provision of sports facilities.
  - Comparing alternative options for planned provision, taking account of changes in demand and supply. This includes testing the impact of opening, relocating and closing facilities, and the likely impact of population changes on the need for sports facilities.
- 2.2 The FPM has been used in the assessment of Lottery funding bids for community facilities and as a principal planning tool to assist local authorities in planning for the provision of community sports facilities.

### 3 How the Model Works

- 3.1 In its simplest form, the model seeks to assess whether the capacity of existing facilities for a particular sport is capable of meeting local demand for that sport, considering how far people are prepared to travel to such a facility.
- 3.2 In order to do this, the model compares the capacity of facilities (supply) within an area against the demand for that facility from the local population, similar to other social gravity models.
- 3.3 To do this, the FPM converts both demand (in terms of people) and supply (facilities) into a single comparable unit. This unit is 'visits in the weekly peak period'. Once converted, demand and supply can be compared.
- 3.4 The FPM uses a set of parameters to define how facilities are used and by whom. These parameters are primarily derived from a combination of data, including actual user surveys from a range of sites across the country in areas of good supply, together with participation survey data. These surveys provide core information on the profile of users such as their age and gender, how often they visit, the distance travelled, duration of stay, as well as information on the facilities themselves such as programming, peak times of use and capacity of facilities.
- 3.5 This survey information is combined with other data sources to provide a set of model parameters for each facility type. The original core user data for halls and pools comes from the National Halls and Pools survey undertaken in 1996. This data previously formed the basis for the National Benchmarking Service. For AGPs, the core data used comes from the user survey of AGPs carried out in 2005/06 jointly with **sportscotland**.
- 3.6 User survey data from the National Benchmarking Service and other appropriate sources are used to update the model's parameters on a regular basis. The parameters are set out at the end of the document, and the main data sources analysed are:
  - Active Lives:
    - For the adult survey, this data is collected by an online survey or paper questionnaire on behalf of Sport England. Each annual sample includes approximately 175,000 people and covers the full age/gender range. Detailed questions are asked about over 200 separate sport categories in terms of participation and frequency.
    - For the children and young people survey, this data is collected through schools, with up to three mixed ability classes in up to three randomly chosen year groups completing an online survey.
  - National Benchmarking Service (now ceased):
    - This was a centre-based survey whose primary purpose was to enable centres to benchmark themselves against other centres. Sample interviews were conducted on site. The number of people surveyed varied by year depending on how many centres took part. Approximately 10,000 swimmers and 3,500 sports hall users were surveyed per year. This data was used for journey

times, establishing proportions of particular activities in different hall types, the duration of activities and the time of activity (peak period).

- Moving Communities Customer Experience Survey:
  - Annual online survey distributed by participating local authorities and operators via email. Email invites are sent to any member or customer on their database who has attended their leisure centre in the last 3 months. The results inform the travel mode that residents use to access facilities.
- Scottish Health:
  - Annual survey of approximately 6,600 people (just under 5,000 adults). This data is primarily used to assess participation, frequency and activity duration.

3.7 Other data is used where available. For example, the following data sources are among those that have been used to cross-check results:

- Children's Participation in Culture and Sport, Scottish Government, 2008
- Young People's Participation in Sport, Sports Council for Wales, 2009
- Health and Social Care Information Centre, Lifestyle Statistics, 2012
- Young People and Sport, Sport England, 2002
- Data from Angus Council, 2013/14
- National Pools and Halls Survey, 1996
  - This survey was used to obtain capacities per sports hall for differing sport types for programming data.

## 4 Calculating Demand

4.1 Demand is calculated by applying the user information from the parameters, as referred to above, to the population<sup>1</sup>. This produces the number of visits for that facility that will be demanded by the population.

4.2 Depending on the age and gender composition of the population, this will affect the number of visits an area will generate. In order to reflect the different population profiles of the country, the FPM calculates demand based on the smallest census groupings. These are output areas (OAs)<sup>2</sup>.

4.3 The use of OAs in the calculation of demand ensures that the FPM is able to reflect and portray differences in demand in areas at the most sensitive level based on available census

---

<sup>1</sup> For example, it is estimated that 7.72% of 16–24-year-old males will demand to use an AGP 1.67 times a week. This calculation is done separately for the 12 age/gender groupings.

<sup>2</sup> Census OAs are the smallest grouping of census population data and provide the population information on which the FPM's demand parameters are applied. A demand figure can then be calculated for each OA based on the population profile. There are over 178,600 OAs in England. An OA has a target value of 125 households per OA.

information. Each OA used is given a demand value in visits in the weekly peak period by the FPM.

## 5 Calculating Supply Capacity

5.1 A facility's capacity varies depending on the following factors:

- Its size (area of pool or hall, number of pitches or rinks)
- How many hours the facility is available for use by the community in the weekly peak period
- How many visits can be accommodated by the facility at any one time (pools = 1 user/6 sqm, main halls/barns = 8 users/court, activity halls/studios = 15 users/court, AGPs = 28 users/pitch, indoor bowls = 6 users/rink)

5.2 The FPM calculates the maximum number of visits that a facility can accommodate, which gives it a theoretical capacity in visits in the weekly peak period.

5.3 Based on travel time information (see Travel Time section) taken from the user surveys, the FPM then calculates how much demand would be met by the facility, having regard to its capacity and how much demand can travel to the facility. The FPM includes an important feature of spatial interaction. This feature takes account of the location and capacity of all the facilities, having regard to their access and the size of demand, and assesses whether the facilities are in the right place to meet the demand.

5.4 It is important to note that the FPM does not simply add up the total demand within an area and compare that to the total supply within the same area. This approach would not take account of the spatial aspect of supply against demand in a particular area. For example, if an area has a total demand for five facilities and there are currently six facilities within the area, it would be too simplistic to conclude that there is an over-supply of one facility as this approach would not take account of whether the five facilities are in the correct location for local people to use them within that area. It may be that all the facilities are in one part of the local authority area, leaving other areas under-provided. An assessment of this kind would not reflect the true picture of provision. The FPM is able to assess supply and demand within an area based on the needs of the population within that area.

5.5 In making calculations as to supply and demand, visits made to sports facilities are not artificially restricted or calculated by reference to administrative boundaries, such as local authority areas. Users are generally expected to use their closest facility. The FPM reflects this through analysing the location of demand against the location of facilities, allowing for cross-boundary movement of visits. For example, if a facility is on the boundary of a local authority, users will generally be expected to come from the population living close to the facility, but who may be in a neighbouring authority.

## 6 Calculating the Capacity of Sports Halls – Badminton Court Equivalents

6.1 The capacity of sports halls is calculated in the same way as described above, with each sports hall site having a capacity in visits in the weekly peak period. In order for this capacity to be meaningful, these visits are converted into the equivalent of main hall badminton

courts. This 'court' figure is often mistakenly read as being the same as the number of 'marked courts' at the sports halls in the Active Places data, but it is not the same. There will usually be a difference between this figure and the number of 'marked courts' in Active Places.

6.2 The reason for this is that the badminton court equivalents are of all the main and activity halls' capacities; this is calculated based on hall size (area) and whether it is a main hall or an activity hall. This gives a more accurate reflection of the overall capacity of the halls than simply using the 'marked courts' figure, for two reasons:

- In calculating the capacity of halls, the model uses a different at-one-time parameter for main halls and for activity halls. Activity halls have a greater at-one-time capacity than main halls. Marked courts can sometimes not properly reflect the size of the actual main hall. For example, a hall may be marked out with four courts, when it has space for three courts. As the model uses the 'courts' as a unit of size, it is important that the hall's capacity is included as a 'three-court unit' rather than a 'four-court unit'.
- It is often difficult to visualise how much hall space there is when expressed as visits in the weekly peak period. To make things more meaningful, this capacity is converted back into badminton court equivalents and is noted in the output tables as hall space in courts.

## 7 Facility Attractiveness – for Halls and Pools Only

7.1 Not all facilities are the same, and users will find certain facilities more attractive to use than others. The model attempts to reflect this by introducing an attractiveness weighting factor, which affects the way visits are distributed between facilities. Attractiveness, however, is very subjective. Currently weightings are only used for sports hall and swimming pool modelling.

7.2 Attractiveness weightings are based on the following:

- Age and refurbishment weighting (pools and halls): The older a facility is, the less attractive it will be to users. It is recognised that this is a general assumption and that there may be examples where older facilities are more attractive than newly built ones due to excellent local management, programming and sports development. Additionally, the date of any significant refurbishment is also included within the weighting factor; however, here attractiveness is set lower than a new build of the same year. It is assumed that a refurbishment that is older than 20 years will have a minimal impact on the facility's attractiveness. The information on year built/refurbished is taken from Active Places. A graduated curve is used to allocate the attractiveness weighting by year. This curve levels off at 70 years old with a 20% weighting. The refurbishment weighting is slightly lower than the new built year equivalent.
- Management and ownership weighting (halls only): Due to the large number of halls being provided by the education sector, an assumption is made that these halls will generally not provide as balanced a programme as halls run by local authorities, trusts, etc, with school halls more likely to be used by teams and groups through block booking. A less balanced programme is assumed to be less attractive to a general

pay-and-play user than a standard local authority leisure centre sports hall with a wider range of activities on offer.

7.3 To reflect this, two weighting curves are used:

- High weighted curve – includes non-education management (third party) and a more balanced programme, therefore more attractive
- Lower weighted curve – includes educational halls managed in-house, therefore less attractive

7.4 Commercial facilities (halls and pools): While there are relatively few sports halls provided by the commercial sector, an additional weighting factor is incorporated within the model to reflect the cost element often associated with commercial facilities. For each population OA, the Indices of Multiple Deprivation (IMD) score is used to limit whether people will use commercial facilities. The assumption is that the higher the IMD score (less affluence), the less likely the population of the OA would choose to go to a commercial facility.

7.5 The English Indices of Deprivation 2019, produced by the Ministry of Housing, Communities and Local Government, measure relative levels of deprivation in 32,844 lower super output areas in England. IMD is an overall relative measure of deprivation constructed by combining seven domains of deprivation according to their relative weights.

## 8 Used Capacity

8.1 Used capacity refers to how much of a facility’s theoretical capacity is being used. At first this can appear to be unrealistically low, with local authority figures being in the 50-60% region. Without any further explanation, it would appear that facilities are half empty. The key point is not to see a facility’s theoretical maximum capacity (100%) as being an optimum position. In practice this would mean that a facility would need to be completely full every hour it was open during the peak period. This would be both unrealistic from an operational perspective and undesirable from a user’s perspective, as the facility would be completely full.

8.2 For example, a 25m four-lane pool has a theoretical capacity of 2,260 visits per week during a 52.5-hour peak period. Usage of a pool will vary throughout the evening, with some sessions being busier than others through programming, such as an aqua aerobics session between 19:00 and 20:00 and lane swimming between 20:00 and 21:00 (see table below). Other sessions will be quieter, such as between 21:00 and 22:00. This pattern of use would mean a total of 143 swims taking place. However, the pool’s maximum theoretical capacity is 264 visits throughout the evening. In this instance the pool’s used capacity for the evening would be 54%.

Visits per hour	16:00-17:00	17:00-18:00	18:00-19:00	19:00-20:00	20:00-21:00	21:00-22:00	Total visits for the evening
Theoretical maximum capacity	44	44	44	44	44	44	264
Actual usage	8	30	35	50	15	5	143
% of capacity used	18%	68%	80%	114%	34%	11%	54%

## 9 Comfort Factor – Halls and Pools

- 9.1 If the facilities were full to their theoretical capacity, there would simply not be the space to undertake the activity comfortably. In addition, there is a need to take account of a range of activities taking place which have different numbers of users; for example, aqua aerobics will have significantly more participants than lane swimming sessions. Additionally, there may be times and sessions that, while being within the peak period, are less busy and so will have fewer users.
- 9.2 To account for these factors the notion of a ‘comfort factor’ is applied within the model. For swimming pools, 70%, and for sports halls, 80%, of their theoretical capacity is considered as indicating where a facility starts to become uncomfortably busy. This should be seen only as a guide to help flag when facilities are becoming busier, rather than as a ‘hard threshold’.
- 9.3 The comfort factor is also used to increase the capacity needed to comfortably meet unmet demand. If this comfort factor is not applied, then any facilities provided will be operating at their maximum theoretical capacity, which is not desirable as previously noted.
- 9.4 The comfort factor is not applied to AGPs due to the fact they are predominantly used by teams that have a set number of players, therefore, the notion of having a ‘less busy’ pitch is not applicable.

## 10 Travel Times

- 10.1 The model includes three different modes of travel:
  - driving
  - walking and wheeling
  - public transport and cycling
- 10.2 Car access is also considered. In areas where there is less access to a car, the model reduces the number of visits made by car and increases those made on foot for shorter journeys and public transport for longer journeys.
- 10.3 Overall, surveys have shown that most visits to swimming pools, sports halls and AGPs are made by driving, with a significant minority of visits to facilities being made on foot.

Facility	Driving	Walking	Public Transport	Cycling
Swimming Pool	74%	18%	4%	4%
Sports Hall	76%	19%	2%	3%
AGP Combined	79%	18%	3%	unknown
AGP Football	74%	22%	4%	
AGP Hockey	97%	2%	1%	

- 10.4 The model includes a distance decay function where the further a user is from a facility, the less likely they will travel. Set out below is the survey data with the percentage of visits made

within each of the travel times. This shows that almost 90% of all visits, both by car and on foot, are made within 20 minutes. Hence, 20 minutes is often used as a rule of thumb for the coverage for sports halls and swimming pools.

Minutes	Swimming Pools		Sport Halls	
	Drive	Walk	Drive	Walk
0-10	56%	53%	54%	55%
11-20	35%	34%	36%	32%
21-30	7%	10%	7%	10%
31-45	2%	2%	2%	3%

10.5 For AGPs, there is a similar pattern to halls and pools, with hockey users observed as travelling slightly further (89% travel up to 30 minutes). Therefore, a 20-minute travel time can also be used for combined and football, and 30 minutes for hockey.

Minutes	AGP Combined		AGP Football		AGP Hockey	
	Drive	Walk	Drive	Walk	Drive	Walk
0-10	28%	38%	30%	32%	21%	60%
10-20	57%	48%	61%	50%	42%	40%
20-40	14%	12%	9%	15%	31%	0%

NOTE: These are approximate figures and should only be used as a guide

10.6 Ordnance Survey’s MasterMap Highways Network Roads with average speed data is used to calculate the off-peak drive times between facilities and the population, observing any one-way and turn restrictions that apply. These travel times have been validated against national survey work, and therefore are based on the actual travel patterns of users.

10.7 Ordnance Survey’s MasterMap Highways Network Paths is used to calculate walk times along paths and roads, excluding motorways and trunk roads. A standard walking speed of 3 mph is used for all journeys.

10.8 Due to the complexity of public transport timetables, public transport travel times in the model are assumed to be twice as long as driving times.

10.9 A cycling speed of 12 mph is used for roads and shared use cycleways, which is approximately half the average speed of driving in urban areas. A speed of 7.5 mph is used for tracks and off-road travel.

## *Facility Inclusion Criteria*

### **Swimming Pools**

The following inclusion criteria were used for this analysis:

- Include all operational indoor pools available for community use ie, pay-and-play, membership, sports club/community association.
- Exclude all pools not available for community use, ie, private use.
- Exclude all outdoor pools, ie, lidos.
- Exclude all pools where the main pool is less than 20 metres in length, or the area is less than 160 square metres. If the principal pool is a leisure pool with an area less than 200 square metres, then all pools on the site should be excluded.
- For leisure pools, only the area of the water that is swimmable should be included. Water play or splash areas should be excluded from the useable space.
- Include all 'planned', 'under construction', and 'temporarily closed' facilities only where all data is available for inclusion.
- Where opening times are missing, availability is included based on similar facility types.
- Where the year built is missing, assume date 1975<sup>3</sup>.

Facilities over the border in Wales and Scotland included, as supplied by **sportscotland** and Sport Wales.

---

<sup>3</sup> Choosing a date in the mid-1970s ensures that the facility is included, while not overestimating its impact within the run.

*Model Parameters*

**Swimming Pools Parameters**

At-one-time Capacity	0.16667 per square metre = 1 person per 6 square meters																											
Coverage Maps	<p>Car: 20 minutes          Walking: 1.6 km          Public transport: 20 minutes at about half the speed of a car</p> <p>NOTE: Travel times are indicative, within the context of a distance decay function of the model</p>																											
Duration	60 minutes for tanks and leisure pools																											
Percentage Participation	<table border="1"> <thead> <tr> <th>Age</th> <th>0-15</th> <th>16-24</th> <th>25-39</th> <th>40-59</th> <th>60-79</th> <th>80+</th> </tr> </thead> <tbody> <tr> <td>Male</td> <td>14.9%</td> <td>7.2%</td> <td>10.6%</td> <td>8.9%</td> <td>5.8%</td> <td>1.7%</td> </tr> <tr> <td>Female</td> <td>16.8%</td> <td>9.3%</td> <td>12.9%</td> <td>11.5%</td> <td>8.0%</td> <td>1.7%</td> </tr> </tbody> </table>							Age	0-15	16-24	25-39	40-59	60-79	80+	Male	14.9%	7.2%	10.6%	8.9%	5.8%	1.7%	Female	16.8%	9.3%	12.9%	11.5%	8.0%	1.7%
Age	0-15	16-24	25-39	40-59	60-79	80+																						
Male	14.9%	7.2%	10.6%	8.9%	5.8%	1.7%																						
Female	16.8%	9.3%	12.9%	11.5%	8.0%	1.7%																						
Frequency per Week	<table border="1"> <thead> <tr> <th>Age</th> <th>0-15</th> <th>16-24</th> <th>25-39</th> <th>40-59</th> <th>60-79</th> <th>80+</th> </tr> </thead> <tbody> <tr> <td>Male</td> <td>1.08</td> <td>0.96</td> <td>0.81</td> <td>0.98</td> <td>1.28</td> <td>1.73</td> </tr> <tr> <td>Female</td> <td>1.10</td> <td>0.95</td> <td>0.79</td> <td>0.98</td> <td>1.17</td> <td>1.32</td> </tr> </tbody> </table>							Age	0-15	16-24	25-39	40-59	60-79	80+	Male	1.08	0.96	0.81	0.98	1.28	1.73	Female	1.10	0.95	0.79	0.98	1.17	1.32
Age	0-15	16-24	25-39	40-59	60-79	80+																						
Male	1.08	0.96	0.81	0.98	1.28	1.73																						
Female	1.10	0.95	0.79	0.98	1.17	1.32																						
Peak Period	<p>Weekday: 09:00 to 10:00, 12:00 to 13:00, 15:30 to 21:00          Weekend: 08:00 to 15:30          Total: 52.5 Hours</p>																											
Proportion in Peak Period	63%																											





**Facilities Planning Model Assessment of  
Sports Halls Provision for  
Winchester City Council**

**Standard Report**

**15 October 2024**

This document has been produced by ORH on behalf of Sport England for Winchester City Council on 15 October 2024. This document can be reproduced by Winchester City Council, subject to it being used accurately and not in a misleading context. When the document is reproduced in whole or in part within another publication or service, the full title, date, and accreditation to Sport England must be included.

#### **Disclaimer**

The information in this report is presented in good faith using the information available to Sport England at the time of preparation. It is provided on the basis that the authors of the report are not liable to any person or organisation for any damage or loss which may occur in relation to taking, or not taking, action in respect of any information or advice within the document.

Sport England assumes no responsibility for the completeness, accuracy and currency of the information contained on the maps taken from the Active Places Power website and its terms and conditions apply.

#### **Accreditations**

Other than data provided by Sport England, this report also contains data from the following sources:

Ordnance Survey data © Crown copyright and database right. All rights reserved Sport England 100033111 2024.

National Statistics data © Crown copyright and database right 2024.

Population distribution based on 2021 Census data for output areas. Population for 2024 modified by 2018-based Subnational Population Projections for Local Authorities. Adapted from data from the Office for National Statistics licensed under the Open Government Licence v.3.0. London boroughs modified by © GLA 2021-based demographic projections - ward populations, identified capacity scenario.

Index of Multiple Deprivation data contains public sector information licensed under the Open Government Licence v3.0.

## EXECUTIVE SUMMARY

- 0.1 This report for Winchester City Council (also referred to as Winchester or the Council area) provides an initial assessment of the current supply and demand for the provision of sports halls in Winchester in 2024. It has been prepared based on an assessment using the Sport England Facilities Planning Model (FPM) spatial modelling tool.
- 0.2 The key element to be taken from this report is that the demand for sports halls can be met by the accessible supply. The public leisure centres attract most demand and are very busy sites. That said, Winchester is also very dependent on maintaining access to educational sports halls to meet its community demand. This access needs to be maintained and protected.

### *Key Findings*

- 0.3 The key findings from the supply, demand and access assessment are as follows:
1. In 2024, 15% of the court space in Winchester is unavailable for community use in the weekly peak period (the equivalent of 9.5 badminton courts).
  2. The educational sector is the largest provider with nine sites, and accounts for 71% of the available capacity in Winchester in the weekly peak period.
  3. The resident population generates demand for 9,632 visits in the weekly peak period (the equivalent of 32.7 badminton courts with a comfort factor included). This demand amounts to less than Winchester's available supply, which is 52.3 courts.
  4. In 2024, 97% of the demand for sports halls from Winchester residents is met. This is higher than the regional average of 96% and the national average of 94%.
  5. In 2024, 6,190 visits in the weekly peak period are retained within Winchester. This accounts for 66% of Winchester's satisfied demand.
  6. Unmet demand in Winchester accounts for 3% of demand (the equivalent of just 1.0 court). All the unmet demand is from residents who are too far from a sports hall.
  7. The highest value where the most unmet demand can be met is 0.2 courts. This is insufficient to consider building a new sports hall. It does not cover future changes in demand, which would need to be considered separately in a bespoke report.
  8. The overall estimated used capacity of sports halls in Winchester during the weekly peak period is 41%. However, the attractiveness and accessibility of the public leisure centres to all residents means that Meadowside Leisure Centre is 86% utilised at peak times, and Winchester Sport and Leisure Park is 68% utilised.
  9. Winchester has 4.8 badminton court equivalents per 10,000 population. This is the second highest in the study area. It is higher than both the regional average of 4.5 courts and the national average of 4.0 courts.

### *Strategic Overview*

- 0.4 The quantitative and spatial findings reported identify that there is sufficient supply to meet demand, and that provision does not need to be increased.
- 0.5 However, the distribution of demand, coupled with the attractiveness and accessibility of the public leisure centres to all residents, means that Meadowside Leisure Centre is uncomfortably full at peak times, at 86% of capacity used, while Winchester Sport and Leisure Park is 68% utilised. Sports halls are uncomfortably full when more than 80% of capacity is used at peak times.
- 0.6 Availability at Meadowside Leisure Centre could be increased by one hour and accommodate a further 21 visits in the weekly peak period. This is a very limited increase but, given that it is the only public leisure centre in this part of Winchester, its availability needs to be maximised.
- 0.7 Winchester Sport and Leisure Park is available for the maximum 46 hours in the weekly peak period. It is the flagship venue and has the greatest attractiveness. It meets 1,994 visits at peak times, the most of all the sports halls. Demand is highest in Winchester city, and demand will be shared with the six educational sports halls in Winchester city. However, the centre is the largest and provides the most flexibility in programming. It is the most recent centre to open, in 2021, and has more availability than the educational sports halls.
- 0.8 In terms of the educational sites, there is a high commitment to community use. Seven educational sites are available for between 39 hours and 42 hours in the weekly peak period.
- 0.9 There is a need to protect access to this supply through a Community Use Agreement (CUA), if one does not exist already. Sport England can advise on the process for setting up a CUA. Beyond putting a CUA in place, it is essential that Winchester City Council monitors the delivery of the CUA to ensure that access is maintained.
- 0.10 Priorities will depend on Winchester City Council's relationships with the schools and colleges, and those that are the most important in meeting wider Council objectives. Based on the FPM findings, key sites are:
- Kings' School Winchester:
    - Has a four-court hall and an activity hall
    - Opened in 2000 and modernised in 2006
    - Has strong commitment to community use (managed by an external operator), with 41 hours available in the weekly peak period
    - Located in an area of high demand
  - Swanmore College:
    - The only sports hall in this part of Winchester, and important to retain access for community use as there are no alternative venues

- Has a four-court hall with dimensions suitable for club development and has the largest activity hall in Winchester; its scale provides flexibility in programming and scope for an extensive programme of use
- Opened in 1968, modernised in 2002, and may be in need of further modernisation
- Strong commitment to community use (managed by an external operator), with 41 hours available in the weekly peak period
- Located in an area of fairly high demand
- Perins School:
  - Only sports hall in Alresford and important to retain access for community use; nearest sports halls are in Winchester city
  - Four-court hall with dimensions suitable for club development
  - Opened in 1989, modernised in 2007, and may be in need of further modernisation
  - Strong commitment to community use (managed in-house), with 40 hours available in the weekly peak period
  - Demand is fairly low in the area

### ***Next Steps***

- 0.11 Winchester City Council, in reviewing the findings of this report, may also wish to consider applying the evidence base to ensure that the benefits from the strategic direction being set by Sport England are realised.
- 0.12 It is important to reiterate that this is a one-year assessment and provides the evidence base as of now. The findings should be consulted on to provide a rounded evidence base and address the findings set out.
- 0.13 Given the strategic overview, the following will be significant:
- Projected population growth in Winchester and across the study area
  - Known committed changes in the current available supply of sports halls
- 0.14 Longer-term local bespoke assessments can be undertaken using Sport England's FPM. These assessments should include population projections with options for changing the sports hall supply and assessing the collective impact this has on the future demand for sports halls and the distribution of that demand.
- 0.15 Such an evidence base can be applied in strategic planning and the Local Plan policy and can be used for securing inward investment.

## Contents

1	Introduction .....	1
2	Sports Halls Supply .....	3
3	Demand for Sports Halls .....	9
4	Accessibility .....	14
5	Satisfied Demand.....	17
6	Unmet Demand .....	19
7	Used Capacity .....	23
8	Local Share of Facilities .....	29
	Appendix 1: Facilities Excluded .....	32
	Appendix 2: Model Description, Inclusion Criteria and Model Parameters.....	33

## 1 Introduction

- 1.1 This report for Winchester City Council (also referred to as Winchester or the Council area) provides an initial assessment of the current supply and demand for the provision of sports halls in Winchester in 2024. The assessment uses Sport England's Facilities Planning Model (FPM) and outputs from the National Run using Active Places data as of March 2024.
- 1.2 The supply assessment is based on sports halls being open and accessible for community use. If sports halls are closed temporarily for any reason, the local authority should inform Sport England Active Places Power via the contact us link at <https://www.activeplacespower.com>.
- 1.3 This standard run provides an initial assessment of the current supply and demand for the provision of sports halls in the Winchester Council area. The assessment does not include future population growth projections but is a baseline evidence base for sports halls provision.
- 1.4 To help with comparative analysis, data outputs for the neighbouring local authorities, together with regional and national findings, are included in the data tables.

### *Context*

- 1.5 The report should form part of a wider assessment of provision at local level, which then provides a rounded assessment and evidence base report. This should include other available information and knowledge from:
- A sports perspective, such as national sports governing bodies and other sports organisations
  - A local perspective from the local authority, the facility operator and local sports clubs
- 1.6 The findings from this FPM standard report should be reviewed and applied with reference to the strategic direction being set by Sport England on:
- The policies, programmes and interventions proposed to increase sports participation and physical activity
  - The application of the research applied by Sport England in determining the strategy and the evidence base
  - The role sports facilities can play in increasing sports participation and physical activity
- 1.7 The strategy can be accessed at [Uniting the Movement | Sport England](#).

### *Future Assessment*

- 1.8 Longer-term bespoke FPM local assessments for future provision can be undertaken based on:
- Review of these findings

- Projected population growth and inclusion of residential sites identified in the Local Plan
- Options for changes in supply – closures/new openings at the same or different locations and on different scales

- 1.9 The purpose is to identify the impact of these changes on access to sports halls for residents in future years and whether changes in supply meet future demand.
- 1.10 These findings can be applied as an evidence base in Local Plan policy, and the future assessments can also inform a long-term evidence base for securing inward investment – grant aid applications and prototype developments, for example, Sport England Leisure Local.

### ***Report Structure, Content and Sequence***

- 1.11 This report sets out the full findings under seven assessment headings as follows:
- Supply – How many facilities are there and what is their capacity?
  - Demand – Who wants to use the facilities?
  - Accessibility – How do people travel to the facilities?
  - Satisfied Demand – How many people use the facilities? Where do people use facilities (inside and outside the authority)?
  - Unmet Demand – Who is unable to use the facilities and why? Is there insufficient capacity or are people too far from facilities?
  - Used Capacity – How full are the facilities and where are people coming from (inside and outside the authority)?
  - Local Share – Which areas have better or worse provision, considering the number of people who want to use them?
- 1.12 Each assessment heading has a table of main findings, followed by a full definition of these. Each key finding is numbered and in bold typeface. All tables include the findings for the neighbouring authorities, together with regional and England-wide findings. This is because the assessments are based on catchment areas, and catchments extend across local authority boundaries.
- 1.13 Where valid to do so, the findings for the neighbouring local authorities are compared with the findings for Winchester, for example, proportion of demand met.
- 1.14 Maps to support the findings on facility locations, demand, deprivation, public transport access, unmet demand and local share are also included.
- 1.15 The facilities excluded from the study, with explanations, are listed in Appendix 1. The facility planning inclusion criteria and model parameters are described in Appendix 2.

## 2 Sports Halls Supply

Supply	Winchester	Basingstoke and Deane	East Hampshire	Eastleigh	Fareham	Havant	Portsmouth	Test Valley	South East Region	England
Number of halls	16	19	18	15	14	18	23	15	1,085	5,968
Number of hall sites	12	13	11	10	10	11	18	9	745	4,097
Supply in badminton court equivalents	61.8	68.4	67.0	64.6	55.8	59.1	92.1	56.7	4,199.6	23,034.6
Supply in courts scaled with hours available in peak period	52.3	51.4	46.9	52.1	42.8	41.4	67.2	39.7	3,096.2	16,670.8
Supply in visits per week in peak period	19,254	18,913	17,264	19,163	15,744	15,228	24,748	14,607	1,139,396	6,134,841
Average year built all sites	1992	1987	1992	1998	1970	1978	1995	1993	1994	1993
Average year built public sites	2010		2006	2018	1978	1983	1981	2019	1993	1991

**Definition of supply** – This is the supply or capacity of the sports halls available for community and club use in the weekly peak period. Supply is expressed in the number of visits that a sports hall can accommodate in the weekly peak period and in badminton court equivalents.

**Weekly peak period** – This is when the majority of visits take place and when users have most flexibility to visit. The peak period hours for sports halls (see Appendix 2) total 46 per week. The modelling and recommendations are based on the ability of the public to access facilities during this weekly peak period.

### *Sports Halls Included in Winchester (2024)*

Site	Operation	Facility Type	Dimensions (m)	Area (sqm)	Year Built	Year Refurb	Peak Hours	Total Hours	Site Capacity (visits per week in peak period)
Henry Beaufort School	Educational (SportHire)	4-court	33 x 18	594	1972		39	46	1,979
		Activity	18 x 10	180			39	46	
Kings' School Sports Centre	Educational (SportHire)	4-court	33 x 18	594	2000	2006	41	50	2,081
		Activity	18 x 10	180			41	50	
Meadowside Leisure Centre	Public	3-court	27 x 18	486	2000		45	98.5	1,080
Perins School	Educational (in-house)	4-court	35 x 20	690	1989	2007	40	43	1,280
Prince's Mead School	Educational (in-house)	3-court	27 x 18	486	2003	2011	39	41	936
St Swithun's School	Educational (in-house)	4-court	35 x 20	690	1991		34	34	1,088
Swanmore College	Educational (SportHire)	4-court	35 x 20	690	1968	2002	41	45	2,867
		Activity	26 x 14	364			41	45	
University of Winchester	Educational (in-house)	3-court	27 x 18	486	2004		42	89	1,008
Westgate Secondary School Hall and Badminton Centre	Educational (SportHire)	5-court	41 x 21	867	2002		20	20	1,175
		Activity	18 x 10	180			20	20	
Winchester College	Educational (in-house)	4-court	35 x 20	690	1968		42	89	1,344
Winchester Sport and Leisure Park	Public	8-court	40 x 34	1360	2021		46	107	2,944
YMCA (Fairthorne Manor)	Other	4-court	35 x 20	690	1996		46	167.9	1,472

### *Winchester-wide Capacity*

- 2.1 There are 16 sports halls across 12 sites in Winchester that are available for community use in the weekly peak period. The facilities excluded from the study are listed in Appendix 1.
- 2.2 The total sports hall space in Winchester in the FPM is the equivalent of 61.8 badminton courts. When scaled to the amount available during the weekly peak period, this reduces to 52.3 courts.
- 2.3 **Key finding 1** is that 15% of the court space in Winchester is unavailable for community use in the weekly peak period (the equivalent of 9.5 badminton courts).
- 2.4 The sports halls can accommodate a total of 19,254 visits per week in the peak period.

### *Providers*

- 2.5 There are two public leisure centres in Winchester that are operated by Everyone Active on behalf of the Council.
- 2.6 The public leisure centres are available for use to all residents, and provide recreational pay-and-play, and organised team and individual sports activities.
- 2.7 The public leisure centres provide 21% of the available capacity in Winchester in the weekly peak period.
- 2.8 **Key finding 2** is that the educational sector is the largest provider with nine sites, and accounts for 71% of the available capacity in Winchester in the weekly peak period.
  - Four educational sites (Henry Beaufort School, Kings' School Sports Centre, Swanmore College, and Westgate Secondary School Hall and Badminton Centre) provide community use through SportHire. External operators such as SportHire tend to be more proactive in promoting community use.
  - Five educational sites are managed in-house and are therefore responsible for promoting community use. Promotion may be passive, whereby the school responds to booking requests, or dynamic, with the school working alongside sports clubs to encourage community use.
- 2.9 As there are nine educational sites, there is potentially extensive scope to offer further community use, and the Council may wish to develop partnerships with key sites as part of any Community Use Agreement negotiation. These sites are available for organised use by clubs and community groups with little, if any, pay-and-play provision.
- 2.10 YMCA (Fairthorne Manor) is a charitable company. The sports hall at this site is available for hire by the local community and provides 8% of the available capacity in Winchester in the weekly peak period.

### *Scale*

- 2.11 The largest sports hall in Winchester is Winchester Sport and Leisure Park, which has an eight-court hall with dimensions of 40m x 34m. This scale of sports hall can accommodate all hall sports at the recreational level, cater for club development, and act as an events venue with spectator seating.
- 2.12 The next largest sports hall is Westgate Secondary School Hall and Badminton Centre, which has a five-court hall with dimensions 41m x 21m and an 18m x 10m activity hall.
- 2.13 There are seven four-court halls, of which:
- Five have dimensions of 34.5m x 20m. This is the scale that Sport England and the National Governing Bodies for hall sports recommend for a four-court hall. These dimensions can cater for all hall sports at the community level of participation and also meet the requirements for hall sports club development.
  - Two have dimensions of 33m x 18m. This size of sports hall, while meeting the requirements for most indoor hall sports at the community level of participation, has less space between and behind individual courts. This may prohibit use of these sports halls if they do not meet the requirements for competition play.
- 2.14 There are three sports halls that have three courts, all with dimensions of 27m x 18m. This size of sports hall can accommodate most hall sports at the recreational level of participation.
- 2.15 There are four venues that also have an activity hall. Swanmore College has the largest activity hall with dimensions of 26m x 14m. The other activity halls have dimensions of 18m x 10m.
- 2.16 The at-one-time capacity of a main hall with marked courts is eight people per badminton court (the equivalent area of a badminton court is 144 sqm). For an activity hall, this increases to 15 people per court. Therefore, an activity hall has almost double the capacity of a main hall with the same dimensions.
- 2.17 Where a sports hall site has a main hall and an activity hall, the activities for the two halls are programmed together. The main hall can accommodate big/high space activities such as basketball and badminton, which have low participant numbers. The activity hall can accommodate smaller space activities such as martial arts, which have higher participant numbers.

### *Availability*

- 2.18 Winchester Sport and Leisure Park and YMCA are the only sports halls that are available for the maximum 46 hours in the weekly peak period.
- 2.19 Meadowside Sports Centre is available for 45 hours of community use in the weekly peak period.

- 2.20 It is very unusual for educational sites to be available for more than 41 hours in the weekly peak period because they are not available for community use during weekday daytimes. However, University of Winchester and Winchester College are available for 42 hours in the weekly peak period.
- 2.21 Five educational sites have availability of between 39 hours and 41 hours, and therefore are committed to community use.
- 2.22 The lowest availability is at Westgate Secondary School Hall and Badminton Centre, at 20 hours in the weekly peak period. The next lowest availability is 34 hours at St Swithun's School.

### *Age*

- 2.23 The average age of all the sports hall sites in Winchester is 32 years, and 14 years for the public leisure centres.
- 2.24 Winchester Sport and Leisure Park opened in 2021, and Meadowside Sports Centre in 2000 (unmodernised).
- 2.25 The most recent educational sports hall to open is University of Winchester in 2004.
- 2.26 The Winchester College sports hall included in the 2024 assessment is the four-court hall, which opened in 1968. This was replaced with a new eight-court sports hall, with dimensions of 40m x 34.5m, that opened in September 2024 for college use, and which will be available for community use in 2025.
- 2.27 Of the remaining five sports halls built before 2000, two have been modernised but this took place between 2002 and 2007. Therefore, there will be an increasing need to further modernise the sports halls in the future.
- 2.28 Swanmore College is the oldest sports hall in Winchester. It was built in 1968 and modernised in 2002.

### *Locations*

- 2.29 Seven of the sports hall sites are located in Winchester city, and Prince's Mead School is to the northeast of the city in Kings Worthy (see Map 2.1). The other sports hall sites are in:
- Alresford (northeast Winchester) – Perins School
  - Swanmore (south Winchester) – Swanmore College
  - Between Curdridge, Botley and Curbridge (on the border with Eastleigh) – YMCA (the sports hall is part of a much larger outdoor activity centre)
  - Whiteley (on the border with Fareham) – Meadowside Leisure Centre
- 2.30 There are no sports halls across the centre, or in large areas of the east and very north, of the authority.



### 3 Demand for Sports Halls

Demand	Winchester	Basingstoke and Deane	East Hampshire	Eastleigh	Fareham	Havant	Portsmouth UA	Test Valley	South East Region	England
Population	128,538	177,640	125,738	138,473	118,479	131,233	218,566	131,301	9,405,259	57,701,405
Visits demanded per week in peak period	9,632	13,584	9,193	10,516	8,647	9,710	17,714	9,727	713,160	4,443,157
Demand in courts with comfort factor included	32.7	46.1	31.2	35.7	29.4	33.0	60.2	33.0	2,422.4	15,092.2
% of demand in the 10% most deprived LSOAs nationally	0%	0%	0%	0%	0%	8%	15%	0%	3%	10%

**Definition of total demand** – This represents the total demand for sports halls by gender and for six age bands from 0 to 79 and is calculated as the percentage of each age band/gender that participates. This is added to the frequency of participation in each age band/gender to arrive at a total demand figure, which is expressed in visits in the weekly peak period and badminton court equivalents. The FPM parameters for the percentage of participation and frequency of participation, for gender and for different age bands, are calculated from Sport England's Active Lives survey up to November 2022 and are set out in Appendix 2.

### *Resident Population Demand*

- 3.1 The Office for National Statistics 2018-based population projection for Winchester is 128,538 in 2024.
- 3.2 **Key finding 3** is that the resident population generates demand for 9,632 visits in the weekly peak period (the equivalent of 32.7 badminton courts with a comfort factor included). This demand amounts to less than Winchester's available supply, which is 52.3 courts.

### *Geographical Distribution of Demand*

#### **Winchester City**

- 3.3 The greatest concentration of demand is in Winchester city.
- 3.4 The highest density of demand per square kilometre in Winchester is in (dark green squares in Map 3.1):
- Swanmore (southeast of Kings' School Sports Centre) – 1.2 courts
  - City centre (northeast of University of Winchester) – 1.1 courts
  - City centre (northeast of Winchester College) – 1.0 courts
- 3.5 Demand in Winchester city totals 10.4 courts across 20 square kilometres. Seven of Winchester's sports hall sites are located in this area.

#### **Remainder of Winchester**

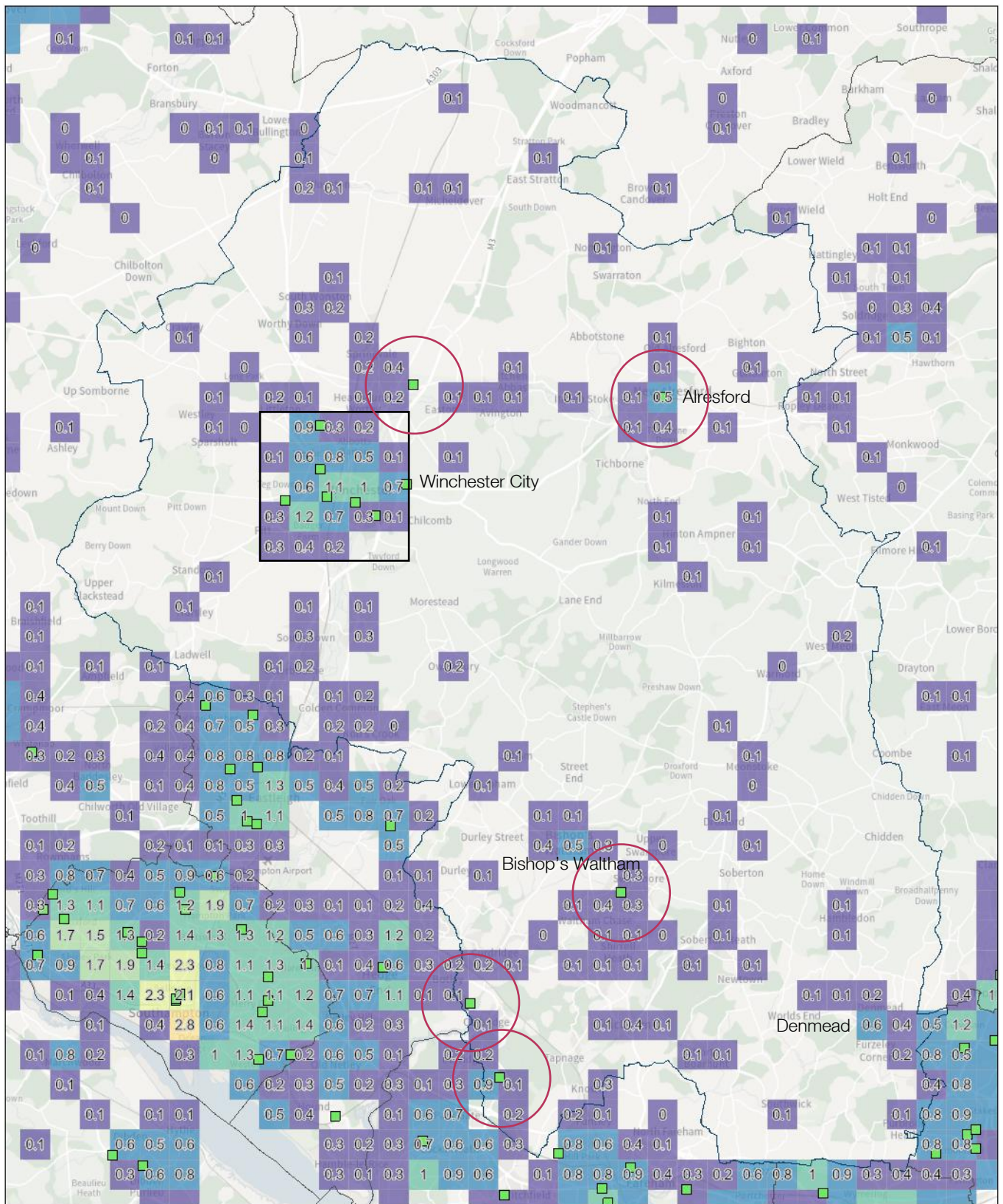
- 3.6 Demand in the remainder of Winchester is dispersed in smaller amounts.
- 3.7 The highest density of demand per square kilometre outside of the city is in (blue squares):
- Denmead – 0.6 courts
  - Alresford – 0.5 courts
  - Bishop's Waltham – 0.5 courts
- 3.8 Demand within a one-mile radius of the sports halls outside the city is as follows (red circle):
- Meadowside Leisure Centre – 1.7 courts across five square kilometres shared with Fareham
  - Perins School – 1.2 courts across five square kilometres
  - Swanmore College – 1.2 courts across five square kilometres
  - Prince's Mead School – 0.7 courts across three square kilometres
  - YMCA – 0.7 courts across five square kilometres shared with Eastleigh

### *Deprivation*

- 3.9 None of Winchester's demand is in the 10% most deprived lower super output areas (LSOA) nationally.
- 3.10 The most deprived area in Winchester is in the 30% most deprived LSOAs and is northwest of St Swithun's School (see Map **3.2**).
- 3.11 The Index of Multiple Deprivation (IMD) score is used in the FPM to limit whether people will use commercial facilities (see Appendix **2** for definition of IMD). A weighting factor is incorporated to reflect the cost element often associated with commercial facilities. The assumption is that the higher the IMD score (less affluence), the less likely the population of the LSOA would choose to go to a commercial facility.

### Map 3.1: Demand for Sports Halls in 2024

FPM peak period demand per square kilometre expressed as badminton courts (figure labels) and shown thematically (colours)



- 1-mile Buffer
- Sports Halls Facilities (by location)
- Areas of Interest
- Other Authority Boundaries (Local Authorities & Old Districts)

Demand (1km grid)

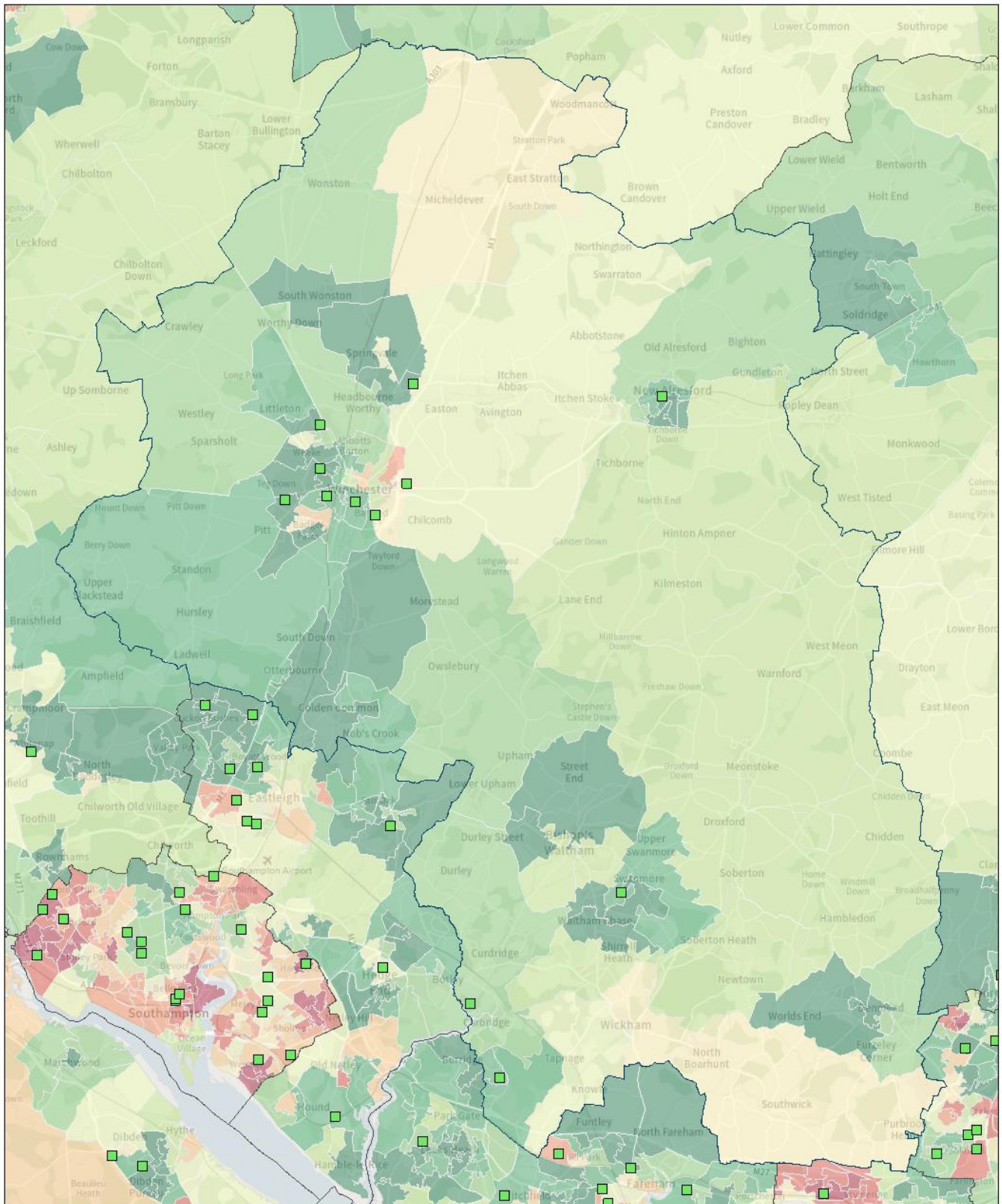
	0 - 0.4		0.5 - 0.9
			1.0 - 1.4
			1.5 - 1.9
			2.0 - 2.4
			2.5 - 2.9

1:120,000

Contains OS data © Crown copyright and database right 2024  
 ONS data licensed under Open Government Licence v.3.0

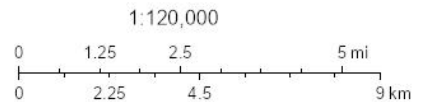
### Map 3.2: Deprivation in 2019

Deprivation shown thematically (colours) at lower super output area level by decile



09/09/2024, 15:05:24

- Sports Halls Facilities (by location)
  - Areas of Interest
  - Other Authority Boundaries (Local Authorities & Old Districts)
- Indices of Multiple Deprivation (IMD) 2019
- 10% Most Deprived
  - 
  - 
  - 
  - 
  - 
  - 
  - 
  - 
  - 10% Least Deprived



## 4 Accessibility

Accessibility	Winchester	Basingstoke and Deane	East Hampshire	Eastleigh	Fareham	Havant	Portsmouth UA	Test Valley	South East Region	England
% of residents without access to a car	13%	14%	9%	11%	11%	18%	31%	11%	16%	23%
% of residents within a 20-minute walk of a sports hall	41%	42%	44%	51%	66%	66%	84%	36%	52%	57%
% of 10% most deprived population within a 20-minute walk of a sports hall	-	-	-	-	-	79%	94%	-	66%	69%
% of demand satisfied when travelled:										
by car	84%	84%	87%	83%	82%	76%	62%	87%	80%	75%
on foot	10%	10%	9%	11%	13%	15%	30%	8%	13%	15%
by public transport	6%	6%	4%	5%	5%	8%	9%	5%	7%	10%

**Definition of accessibility** – The FPM uses a distance decay function where the further a user is from a facility, the less likely they will travel. A description of the distance decay function is set out in Appendix 2. On average, a 20-minute travel time accounts for approximately 90% of journeys to sports halls.

### *Car Access*

- 4.1 In Winchester 13% of residents do not have access to a car. This is lower than the regional average of 16% and the national average of 23%.
- 4.2 The proportion of residents without access to a car influences travel patterns to sports halls. A low percentage means that there is likely to be a larger number of journeys to sports halls by car. For residents without access to a car, travel to sports halls by public transport and on foot become the choices of travel mode.
- 4.3 It is estimated that 84% of journeys to sports halls by Winchester residents are by car. This is higher than the regional average of 80% and the national average of 75%.

### *Walking Access*

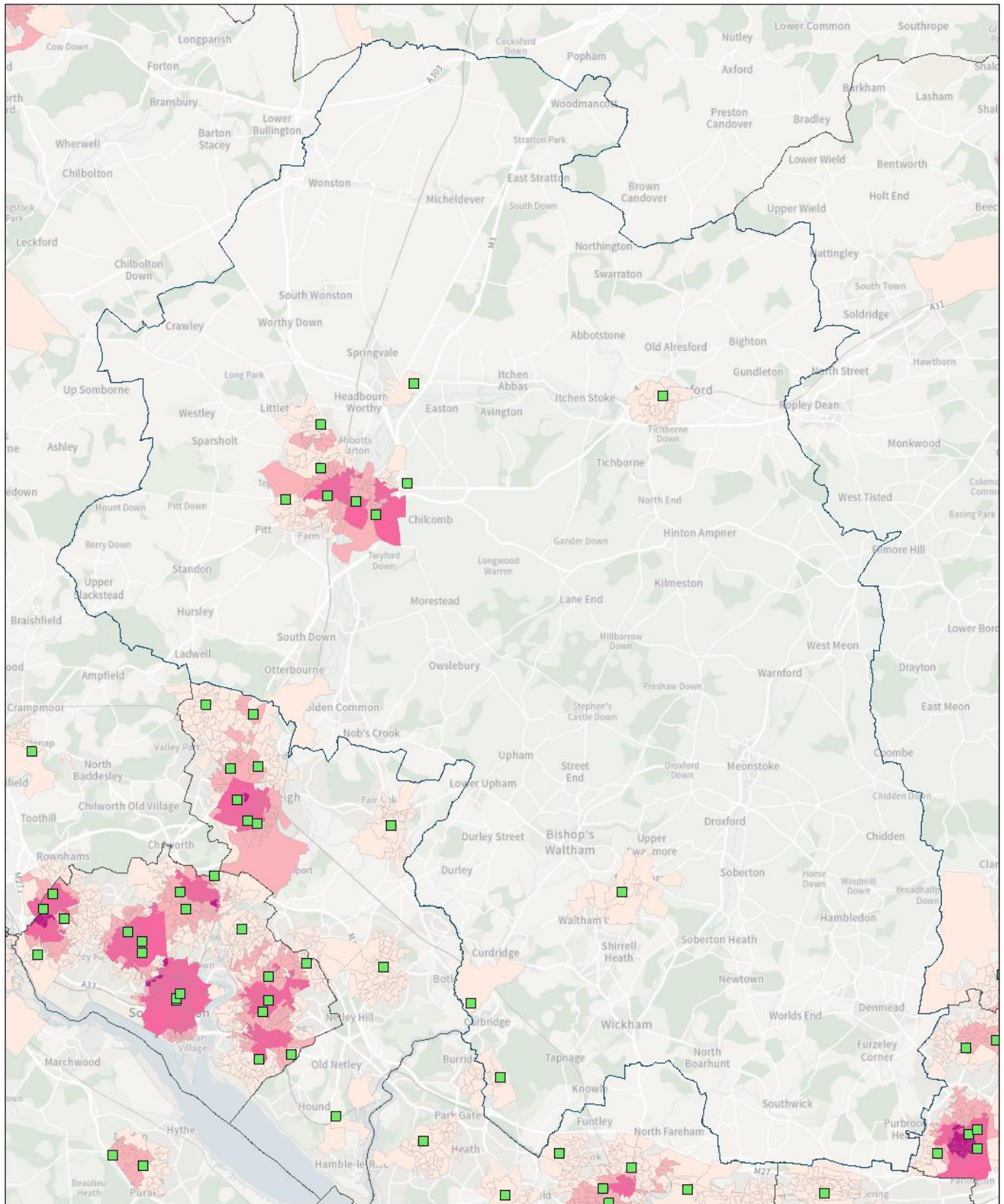
- 4.4 Of Winchester's residents, 41% are within a 20-minute walk of a sports hall.
- 4.5 Residents in Winchester city centre and east of the centre can walk to the most sports halls within 20 minutes because they are close to three sites (dark pink areas in Map 4.1). Residents in Otterbourne Hill on the border with Eastleigh are within a 20-minute walk of Thornden School sports hall (light pink area). Residents between Burr ridge and Swanwick, in Fareham, are within a 20-minute walk of Meadowside Leisure Centre.
- 4.6 However, not all residents in these areas will walk to a sports hall and some will travel further. It is estimated that 10% of all journeys to sports halls are on foot.

### *Public Transport Access*

- 4.7 Visits to sports halls by public transport are estimated to account for 6% of all journeys.

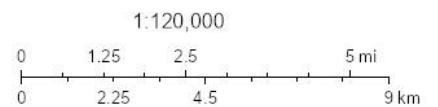
### Map 4.1: Walking Access to Sports Halls in 2024

Number of sports hall sites within a 20-minute walk time of output area centroid (approx 1 mile)



09/09/2024, 15:12:54

- Sports Halls Facilities (by location)
  - Areas of Interest
  - Other Authority Boundaries (Local Authorities & Old Districts)
- |  |   |
|--|---|
|  | 1 |
|  | 2 |
|  | 3 |
|  | 4 |
- Facility Walk Times



## 5 Satisfied Demand

Demand from Winchester residents currently being met by supply

Satisfied Demand	Winchester	Basingstoke and Deane	East Hampshire	Eastleigh	Fareham	Havant	Portsmouth UA	Test Valley	South East Region	England
Number of visits met per week in peak period	9,344	13,135	8,966	10,306	8,497	9,457	17,325	9,437	687,660	4,191,342
% of total demand satisfied	97%	97%	98%	98%	98%	97%	98%	97%	96%	94%
Number of visits retained per week in peak period	6,190	11,473	6,391	6,922	5,815	7,474	15,157	6,404	671,578	4,187,999
Demand retained as a % of satisfied demand	66%	87%	71%	67%	68%	79%	87%	68%	98%	100%
Number of visits exported per week in peak period	3,153	1,662	2,575	3,384	2,682	1,983	2,168	3,033	16,083	3,343
Demand exported as a % of satisfied demand	34%	13%	29%	33%	32%	21%	13%	32%	2%	0%

**Definition of satisfied demand** – This represents the proportion of total demand that is met by the capacity at the sports halls from Winchester residents who live within the driving, walking or public transport travel time of a sports hall. This includes sports halls located both within and outside Winchester.

### *Demand Met*

- 5.1 **Key finding 4** is that 97% of the demand for sports halls from Winchester residents is met in 2024. This is higher than the regional average of 96% and the national average of 94%.
- 5.2 The proportion of demand met in the neighbouring local authorities is also very high, at between 97% and 98%.
- 5.3 The model iteratively allocates demand to facilities using a set of distance decay functions and choice parameters. The model also considers the quality of a site based on its age and management, as supported by Sport England's research. Increasingly, there are other factors that influence which sports hall residents choose to use, such as other facilities being on the same site, for example, a gym or studio, ease of parking, or a sports hall programme that provides activities at times when residents wish to participate.

### *Retained Demand*

**Definition of retained demand** – A subset of the satisfied demand findings shows how much of Winchester residents' demand for sports halls is met at halls located within the Council area. This assessment is based on the travel time from Winchester sports halls and residents in the Council area participating at these halls.

- 5.4 **Key finding 5** is that 6,190 visits in the weekly peak period are retained within Winchester in 2024. This accounts for 66% of Winchester's satisfied demand and is the lowest in the study area.

### *Exported Demand*

**Definition of exported demand** – The residue of satisfied demand, after retained demand, is exported demand. This is based on Winchester residents who live within the travel time of a sports hall located outside Winchester and use that hall.

- 5.5 Of Winchester's satisfied demand, 3,153 visits in the weekly peak period are exported and met at sports halls outside the Council area. This accounts for 34% of Winchester's satisfied demand.
- 5.6 The data from the National FPM Run does not identify how much of Winchester's demand goes to which other local authority area or sports hall, but only provides the total figure for exported demand.
- 5.7 That said, there is an extensive supply of sports halls in Eastleigh and Havant, and to a lesser extent in Fareham, that are close to the border with Winchester (see Map 2.1 in Sports Hall Supply section). It is possible that Winchester's exported demand is to these local authorities and sites.
- 5.8 The destination of exported demand in terms of the amount of demand exported and met in each authority could be identified in a bespoke FPM run.

## 6 Unmet Demand

Demand from Winchester residents not currently being met

Unmet Demand	Winchester	Basingstoke and Deane	East Hampshire	Eastleigh	Fareham	Havant	Portsmouth UA	Test Valley	South East Region	England
Total number of visits in the peak, not currently being met	288	450	227	211	150	253	389	290	25,500	251,815
Unmet demand as a % of total demand	3%	3%	2%	2%	2%	3%	2%	3%	4%	6%
Equivalent in courts - with comfort factor	1.0	1.5	0.8	0.7	0.5	0.9	1.3	1.0	86.6	855.4
% of 10% most deprived demand unmet	-	-	-	-	-	4%	2%	-	7%	7%
% of unmet demand due to:										
Facility too far away:	100%	97%	100%	99%	100%	100%	95%	98%	91%	74%
Without access to a car	90%	89%	88%	93%	93%	96%	93%	87%	85%	69%
With access to a car	10%	8%	12%	6%	7%	4%	3%	10%	6%	5%
Lack of facility capacity:	0%	3%	0%	1%	0%	0%	5%	2%	9%	26%
Without access to a car	0%	3%	0%	1%	0%	0%	5%	2%	8%	24%
With access to a car	0%	0%	0%	0%	0%	0%	0%	0%	1%	2%

**Definition of unmet demand** – This has two parts; demand for sports halls that cannot be met because either:

1. There is too much demand for any particular sports hall within its travel time area and there is a lack of capacity.
2. The demand is located too far from any sports halls that it can use (taking into account deprivation) or reach (taking into account car access) and is then classified as unmet demand.

### *Causes of Unmet Demand*

- 6.1 **Key finding 6** is that unmet demand in Winchester accounts for 3% of demand (the equivalent of just 1.0 court). All the unmet demand is from residents who are too far from a sports hall.
- 6.2 Unmet demand located too far from a sports hall will always exist because it is not possible to achieve complete spatial coverage whereby all areas of a local authority are within walking distance of a sports hall that is not commercial and not everyone will want, or is able, to drive the full distance.
- 6.3 The key point here is the scale of the unmet demand. Also, if it is clustered in one location, further provision should be considered to improve accessibility.

### *Geographical Distribution*

- 6.4 Given that total unmet demand is only 1.0 courts across Winchester, there is no area where there is a cluster of high unmet demand (see Map 6.1). Unmet demand across Winchester is in very low values of less than 0.1 courts per square kilometre (purple squares).

### *Meeting Unmet Demand*

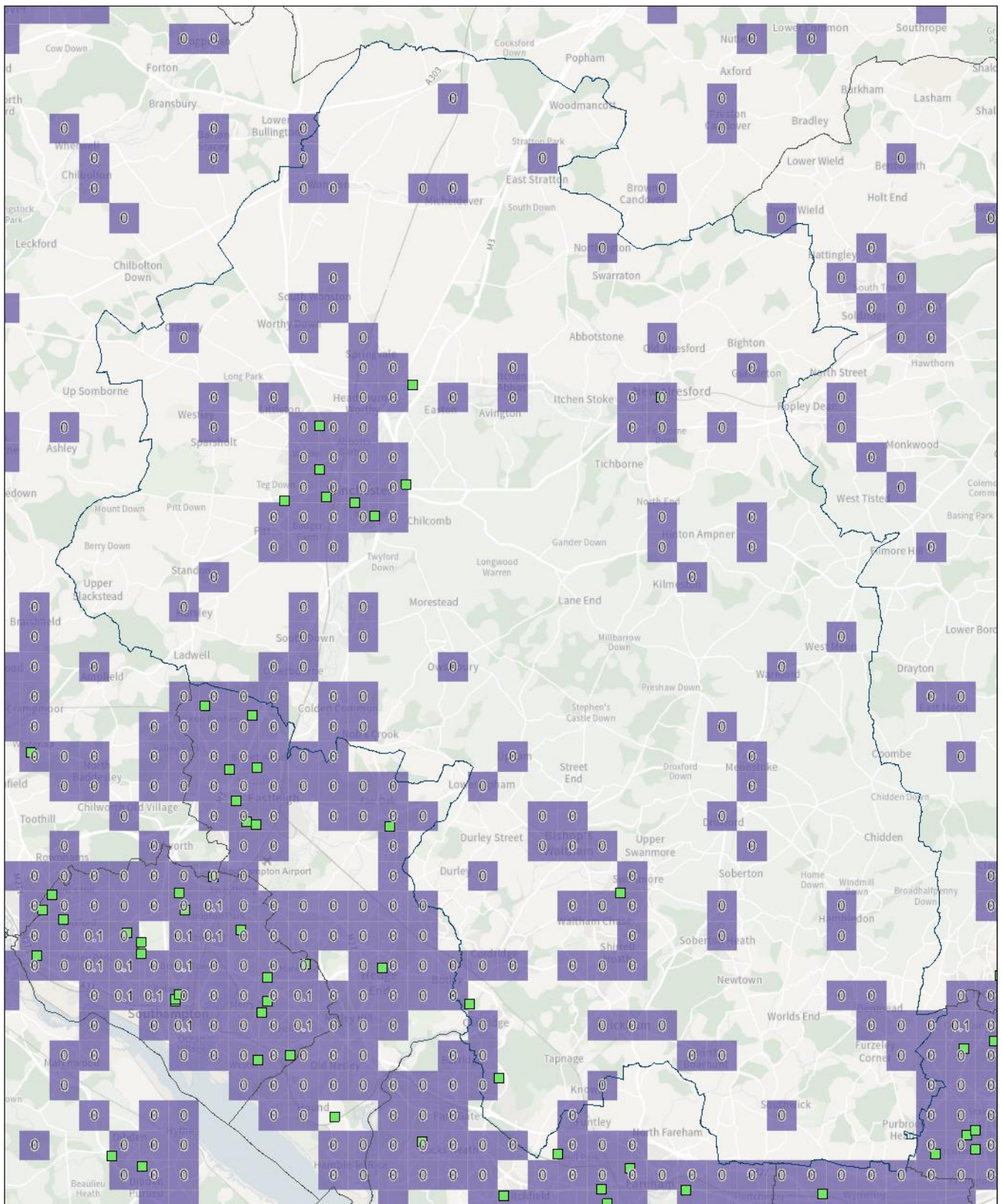
**Definition of reachable unmet demand** – Analysis of the spread of unmet demand shows the level of unmet demand that would be met by a potential new facility in any given location. This ‘reachable unmet demand’ is calculated for each one-kilometre grid square and figures are shown in the map.

- 6.5 **Key finding 7** is that the highest value where the most unmet demand can be met is 0.2 courts per square kilometre (purple squares in Map 5.2). This is insufficient to consider building a new sports hall. It does not cover future changes in demand, which would need to be considered separately in a bespoke report.

*For context, the minimum number of reachable courts required to justify a new sports hall would be three.*


### Map 6.1: Unmet Demand for Sports Halls in 2024

FPM unmet demand per square kilometre expressed as badminton courts (figure labels) and shown thematically (colours)



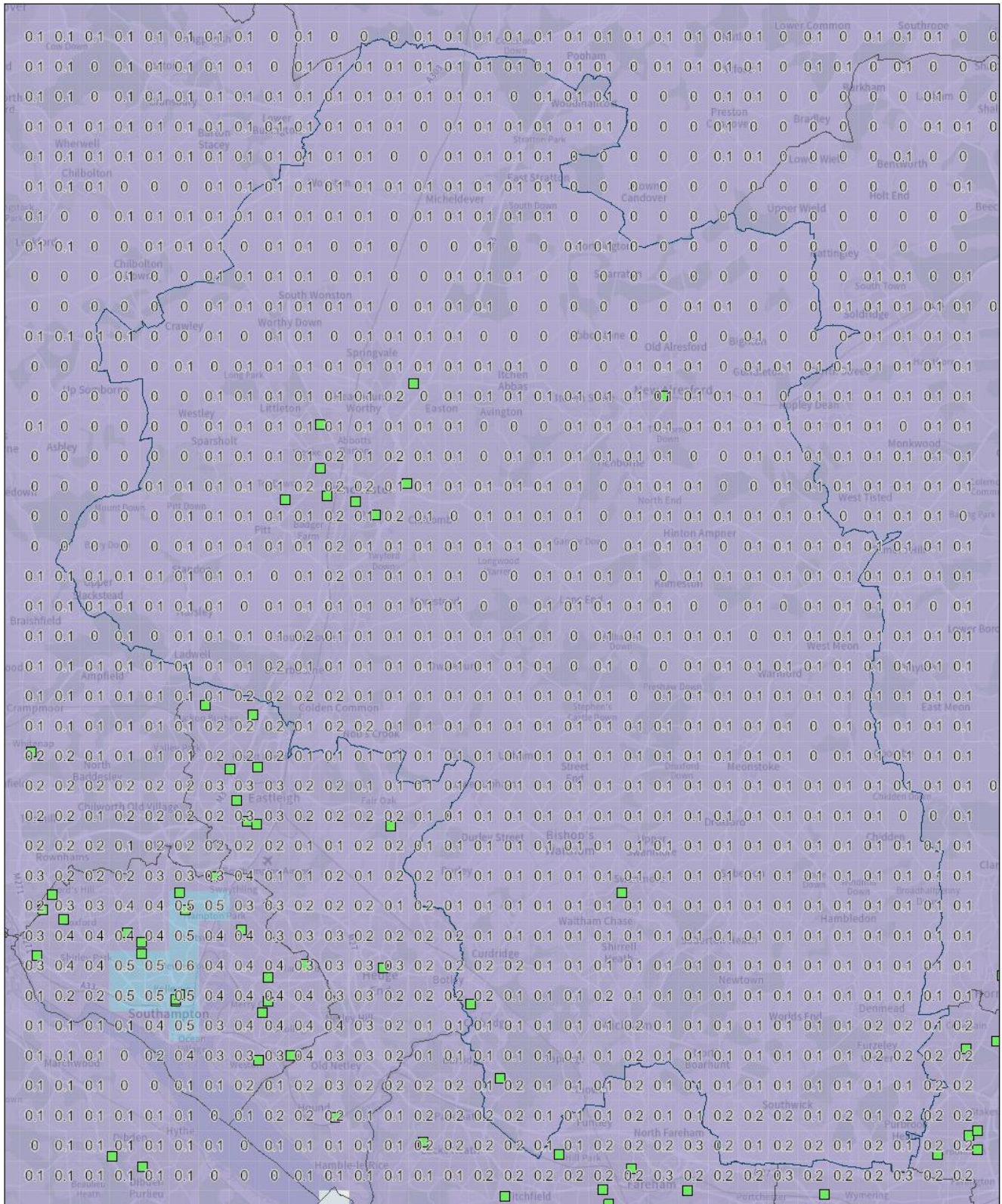
09/09/2024, 15:15:35

- Sports Halls Facilities (by location)
- Areas of Interest
- Other Authority Boundaries (Local Authorities & Old Districts)
- Unmet (1km grid)
- <=0.1



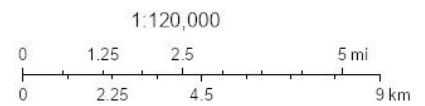
### Map 6.2: Reachable Unmet Demand for Sports Halls in 2024

FPM reachable unmet demand from square kilometre expressed as badminton courts (figure labels) and shown thematically (colours)



09/09/2024, 15:27:19

- Sports Halls Facilities (by location)
  - Areas of Interest
  - Other Authority Boundaries (Local Authorities & Old Districts)
- Reachable Unmet (1km grid)
- 0 - 0.4
  - 0.5 - 0.9



## 7 Used Capacity

How well used are the facilities?

Used Capacity	Winchester	Basingstoke and Deane	East Hampshire	Eastleigh	Fareham	Havant	Portsmouth UA	Test Valley	South East Region	England
Number of visits used of capacity per week in peak period	7,972	12,316	7,689	12,320	8,225	10,893	17,340	7,456	693,779	4,191,258
% of overall capacity of sports halls used	41%	65%	45%	64%	52%	72%	70%	51%	61%	68%
Number of visits imported per week in peak period	1,782	843	1,298	5,398	2,409	3,419	2,183	1,052	22,201	3,259
Demand imported as a % of used capacity	22%	7%	17%	44%	29%	31%	13%	14%	3%	0%
Difference between visits imported and exported	-1,372	-819	-1,277	2,014	-273	1,436	15	-1,981	6,119	-84

**Definition of used capacity** – This is a measure of usage at sports halls and estimates how well used or full facilities are. The FPM is designed to include a ‘comfort factor’, beyond which the venues are too full. The sports hall itself becomes too crowded to participate comfortably, and the changing and circulation areas also become too congested. In the model Sport England assumes that usage of more than 80% of capacity is busy and that the sports hall is operating at an uncomfortable level above that percentage.

**Definition of imported demand** – If residents of neighbouring local authority areas participate at a site in Winchester, this usage becomes part of the used capacity of Winchester’s sports halls.

*Used Capacity of Sports Halls in Winchester (2024)*

Site	Operation	Year Built	Year Refurb	Peak Hours	Site Capacity (visits per week in peak period)	% of Capacity Used	Visits Met in Weekly Peak Period
Henry Beaufort School	Educational	1972		39	1,979	29%	583
Kings' School Sports Centre	Educational	2000	2006	41	2,081	31%	647
Meadowside Leisure Centre	Public	2000		45	1,080	86%	923
Perins School	Educational	1989	2007	40	1,280	40%	510
Prince's Mead School	Educational	2003	2011	39	936	32%	296
St Swithun's School	Educational	1991		34	1,088	18%	201
Swanmore College	Educational	1968	2002	41	2,867	29%	826
University of Winchester	Educational	2004		42	1,008	56%	564
Westgate Secondary School Hall and Badminton Centre	Educational	2002		20	1,175	61%	720
Winchester College	Educational	1968		42	1,344	21%	285
Winchester Sport and Leisure Park	Public	2021		46	2,944	68%	1,994
YMCA (Fairthorne Manor)	Other	1996		46	1,472	29%	423

### *Winchester Used Capacity*

- 7.1 **Key finding 8** is that the overall estimated used capacity of sports halls in Winchester during the weekly peak period is 41%. However, the attraction and accessibility of the public leisure centres to all residents means that Meadowside Leisure Centre is 86% utilised at peak times and Winchester Sport and Leisure Park is 68% utilised.
- 7.2 Winchester's sports halls meet a total of 7,972 visits in the weekly peak period.

### *Site Utilisation*

- 7.3 The estimated used capacity should be reviewed with the facility operator. There are several reasons for the variation in estimated used capacity by site. Often it is difficult to identify which of these reasons apply because several could be interacting simultaneously, but variation is generally caused by any of the following factors.

#### **Type of site operator (public/educational/other)**

- Public leisure centres have a 'draw effect' because they:
  - Are accessible for public and sports club use
  - Have extensive opening hours and are proactively managed to encourage and support participation and physical activity
  - Unlike commercial facilities, do not require payment of a monthly membership fee
  - Provide all activities
- Access to sports halls for community use will be determined by the policy of each educational provider:
  - Some schools and colleges actively promote community use
  - At some venues there is little differentiation between educational and wider community use, with community access based on a membership system (classed as commercial)
  - Other educational venues let out their sports halls to sports clubs or community groups on a termly basis, or for shorter periods
- A sports halls on an educational site that is only available for a few hours a week, and with an irregular pattern of use, is very different from a public leisure centre sports halls with a full programme of use. Also, educational venues will not be available for recreational pay-and-play.

#### **Age of the facility and its 'attractiveness'**

- To assess their comparative attractiveness to customers, all the sports halls sites in the model are weighted to reflect their age, operation type, condition and whether they have been modernised.
- The effect of refurbishment at a site decreases as the site gets older, and it becomes less attractive than a site built in the same year as the refurbishment.

### **Location of demand and competition from other sites**

- Where sports halls are located close together, the demand that can reach these sites is shared between the venues, and this contributes to the level of used capacity at each.
- Conversely, where a sports hall is remotely located, it benefits from having no competition for the local demand.

### **Capacity**

- When reviewing the estimated used capacity, it is important to consider the capacity of the site and not just the proportion in isolation. Centres with the same or similar proportions of used capacity can accommodate very different levels of demand.
- The hours when a site is available for community use affects its capacity at peak times.

### **Imported Demand**

- If residents of neighbouring local authority areas participate at a site in Winchester, their usage becomes part of the used capacity of Winchester's sports halls.

### ***Public Leisure Centre***

- 7.4 Meadowside Leisure Centre is estimated to be 86% utilised in the weekly peak period and meets 923 visits in the weekly peak period, which is the second highest in Winchester. While demand in the Whiteley area is low, it is the only public leisure centre in this part of Winchester and will draw in demand from a wider area and from Fareham. The centre opened in 2000 and has not been modernised.
- 7.5 Availability at Meadowside Leisure Centre could be increased by one hour in the weekly peak period. While this will only increase capacity by 21 visits, it is valid to do so because the centre is uncomfortably full at peak times.
- 7.6 Winchester Sport and Leisure Park is estimated to be 68% utilised in the weekly peak period. It has the largest capacity in Winchester and meets the most visits at 1,994 in the weekly peak period. The centre is located in an area of high demand, and demand will be shared with the other six sports hall sites in Winchester city. The centre opened in 2021 and is the most modern in Winchester. As a public leisure centre, it has more availability and greater attractiveness than the educational sports halls and is also accessible to all residents.

### ***Educational Sites***

- 7.7 The highest estimated peak time used capacity of the educational sites is 61% at Westgate Secondary School Hall and Badminton Centre. However, the site is only available for 20 hours for community use and has the fifth smallest capacity in Winchester.
- 7.8 The next highest used capacity is only 56% at University of Winchester. The rest of educational sports halls have utilisation of between 18% and 40%.

- 7.9 Overall, there is no need to increase the hours for community use at the educational sports halls because there is sufficient available capacity across Winchester to meet demand, and no educational site is uncomfortably full at peak times. That said, retaining access to these sites is very important to ensure that community use is maintained. If it were to reduce, some sites would become uncomfortably full at peak times. This is particularly relevant to the six educational sports halls located in Winchester city where demand is highest.
- 7.10 Swanmore College, while only 29% utilised, meets the most visits of the educational sites at 826 visits. It is an important site because:
- It is the only sports hall in Swanmore and, therefore, has little competition for demand in the area
  - It has both a main hall and an activity hall
  - It has a high commitment to community use, with 41 hours available in the weekly peak period
- 7.11 Swanmore College sports hall is the oldest in Winchester (opened in 1968 and refurbished in 2002) and may be in need of further modernisation. Should there be a loss of access for community use at this site, unmet demand will increase in the area. The nearest sports halls are:
- YMCA (Fairthorne Manor) – under-utilised and available for the full peak period
  - Meadowside Sports Centre – uncomfortably full and only able to increase availability by one hour
- 7.12 Perins School located in Alresford is the only other educational site not close to Winchester city. It is 40% utilised and meets 510 visits. The sports hall is available for 40 hours in the weekly peak period. It is important to protect community use at this site as any loss of access will increase unmet demand in the area because the nearest alternative sports halls are located in Winchester city. The sports hall opened in 1989 and was refurbished in 2007, and therefore may be in need of further modernisation.
- 7.13 The Winchester College sports hall included in the 2024 assessment is the four-court hall, which opened in 1968 and is unmodernised. It is the joint-oldest sports hall in Winchester and because it has not been refurbished, it is the least attractive sports hall. It is estimated to be 21% utilised at peak times and meet 285 visits, which is the second lowest in Winchester.
- 7.14 A new eight-court sports hall opened in September 2024 for Winchester College use, and which will be available for community use in 2025. It is likely that the new sports hall will meet more visits, given it will be the most modern and will appeal to clubs because it is suitable for club development and the hosting of events. There will be an increase in capacity in Winchester city and it is very likely that the new sports hall will draw visits from the other educational sites in Winchester city.

### *Community Site*

- 7.15 YMCA is estimated to be 29% utilised in the weekly peak period and meets the fourth fewest visits, at 423. It is located in an area of low demand and is not as attractive as a public leisure centre.

### *Imported Demand*

- 7.16 Imported demand accounts for 22% of used capacity in Winchester. The sports halls meet 1,782 visits in the weekly peak period from residents of neighbouring local authorities.
- 7.17 Winchester exports 1,372 more visits than it imports in the weekly peak period. Of the neighbouring local authorities, only Test Valley has a larger difference of visits exported to imported than Winchester, at 1,981 visits.
- 7.18 The data from the National FPM Run does not identify how much of Winchester's demand comes from which other local authority area or sports hall, but only provides the total figure for imported demand. The source of imported demand could be identified in a bespoke FPM run.

## 8 Local Share of Facilities

Equity share of facilities

Share	Winchester	Basingstoke and Deane	East Hampshire	Eastleigh	Fareham	Havant	Portsmouth UA	Test Valley	South East Region	England
Local share of sports halls relative to demand in local area: <1 = poorer, >1 = better	1.01	0.66	1.05	0.91	0.70	0.55	0.64	0.96	0.83	0.70
Courts per 10,000 population	4.8	3.9	5.3	4.7	4.7	4.5	4.2	4.3	4.5	4.0

**Definition of local share** – This helps to show which areas have a better or worse share of facility provision. It considers the size, availability, and quality of facilities, as well as travel modes. Local share is useful for looking at ‘equity’ of provision. Local share is the available capacity that people want to visit in an area, divided by the demand for that capacity in the area (considering deprivation). Local share decreases as facilities age.

### *Share of Supply*

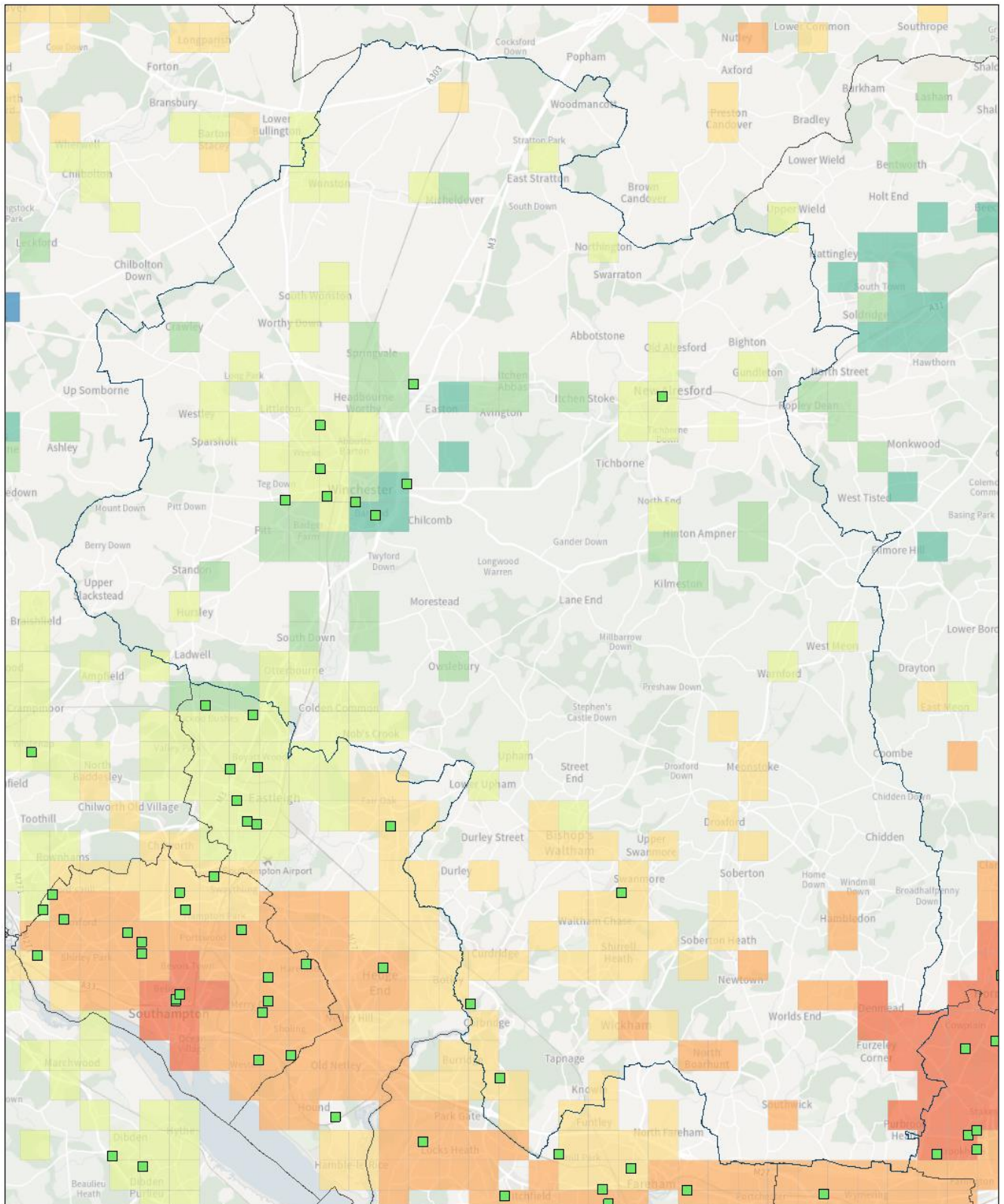
- 8.1 Local share shows how access and share of sports halls differs across the local authority area, as follows:
- A value of 1 means that there is sufficient suitable supply reachable by the demand
  - A value of less than 1 indicates a shortage of suitable supply that can be reached by the demand
  - A value greater than 1 indicates a surplus of suitable supply that can be reached by the demand
- 8.2 Overall, local share identifies the areas of the authority where the share of sports halls is better and worse. The intervention is to try and increase access for residents in the areas with the poorest access to sports halls.
- 8.3 Winchester has a local share value of 1.01, meaning that there is sufficient suitable provision to meet demand based on the age and utilisation of the sports halls. However, there is a wide variation in the geographical distribution of local share across Winchester.
- 8.4 Local share is best in the southeast of Winchester city and in Easton, at 1.4 and 1.5 (dark green squares in Map 7.1). Demand in these areas is close to the large new sports hall at Winchester Sport and Leisure Park and the most recent sports hall to be refurbished at Princes Mead School.
- 8.5 Local share is also very good in the southwest of Winchester city, and at Kings Worthy, Micheldever, Crawley, Springvale, Itchen Abbas, Itchen Stoke, Standon, South Down, Owlesbury, Hinton Ampner, and Kilmeston, at 1.2 and 1.3 (light green squares). Demand in these areas is low but can access suitable supply.
- 8.6 Local share is poorest in Denmead and Purbrook Heath, on the border with Havant, at 0.4 and 0.5 (dark orange squares). Demand in this area is competing with the demand in the neighbouring local authority and is dependent on the quality and capacity of the sports halls in Havant.

### *Comparative Measure of Provision*

- 8.7 A comparative measure of sports halls provision is badminton courts per 10,000 population.
- 8.8 **Key finding 9** is that Winchester has 4.8 badminton court equivalents per 10,000 population. This is the second highest in the study area. It is higher than both the regional average of 4.5 courts and the national average of 4.0 courts.
- 8.9 **The findings on badminton courts per 10,000 population are reported because some local authorities like to compare their quantitative provision with others; however, it does not set a standard of provision, and should not be used as such.**
- 8.10 The supply and demand assessment for sports halls in Winchester is based on the findings from the previous six headings analysed in this report.

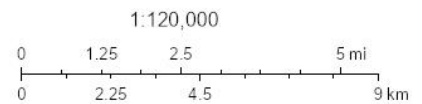
### Map 8.1: Local Share of Sports Halls in 2024

FPM share of badminton courts, taking into account age, relative to demand in local area per square kilometre and shown thematically (colours)



09/09/2024, 15:32:33

- Sports Halls Facilities (by location)
- Areas of Interest
- Other Authority Boundaries (Local Authorities & Old Districts)
- Local Share (ratio)**
- 0.4 - 0.5
- 0.6 - 0.7
- 1.0 - 1.1
- 1.2 - 1.3
- 1.4 - 1.5
- 1.6 - 1.7



## Appendix 1: Facilities Excluded

The audit excludes facilities that are deemed to be either for private use, too small, closed or there is a lack of information, particularly relating to hours of use. The following facilities were deemed to fall under one or more of these categories and therefore excluded from the modelling:

Site	Facility Type	Reason for Exclusion
Army Training Regiment Winchester	Main x2	Private use
Bishops Waltham Jubilee Hall	Activity Hall	Principal hall too small
Brockwood Park School	Activity Hall	Private use
Colden Common Community Centre	Activity Hall x2	Principal hall too small
Henry Beaufort School	Activity Hall	Closed
IBM Hursley Club	Main	Private use
Kings Worthy Primary School	Activity Hall	Private use
Knowle Village Hall and Recreation Ground	Activity Hall	Principal hall too small
Littleton Village Hall	Activity Hall	Principal hall too small
Marwell Outdoor Activity Centre	Activity Hall	Private use
MOD Southwick Park	Activity Hall	Principal hall too small
Peter Symonds College	Main	Private use
River Park Tennis Courts and 3G Pitch	Main	Closed
Shepherds Down Special School	Activity Hall	Private use
South Wonston Primary School	Activity Hall	Private use
Sparsholt College Hampshire	Main	Private use
	Activity Hall	Closed
The Meon Hall	Activity Hall	Principal hall too small
Wickham Community Centre	Activity Hall	Principal hall too small
Winchester Lido Sports Association	Activity Hall	Principal hall too small
Winchester Rugby Club	Activity Hall	Principal hall too small
Worthy Down Barracks	Activity Hall	Principal hall too small

## Appendix 2: Model Description, Inclusion Criteria and Model Parameters

Included within this Appendix are the following:

- Model Description
- Facility Inclusion Criteria
- Model Parameters

### *Model Description*

#### 1 Background

- 1.1 The Facilities Planning Model (FPM) is a computer-based supply/demand model, which has been developed by Edinburgh University in conjunction with **sportscotland** and Sport England since the 1980s.
- 1.2 The model is a tool for helping to assess the strategic provision of community sports facilities in an area. It is currently applicable for use in assessing the provision of the following facilities that Sport England holds substantial demand data for:
  - sports halls
  - swimming pools
  - indoor bowls centres
  - artificial grass pitches (AGPs)

#### 2 Use of FPM

- 2.1 The FPM is one of Sport England's principal tools and has been developed as a means for:
  - Assessing the requirements for different types of community sports facilities on a local, regional and national scale.
  - Helping local authorities to determine an adequate level of sports facility provision to meet their local needs.
  - Helping to identify strategic gaps in the provision of sports facilities.
  - Comparing alternative options for planned provision, taking account of changes in demand and supply. This includes testing the impact of opening, relocating and closing facilities, and the likely impact of population changes on the need for sports facilities.
- 2.2 The FPM has been used in the assessment of Lottery funding bids for community facilities and as a principal planning tool to assist local authorities in planning for the provision of community sports facilities.

### 3 How the Model Works

- 3.1 In its simplest form, the model seeks to assess whether the capacity of existing facilities for a particular sport is capable of meeting local demand for that sport, considering how far people are prepared to travel to such a facility.
- 3.2 In order to do this, the model compares the capacity of facilities (supply) within an area against the demand for that facility from the local population, similar to other social gravity models.
- 3.3 To do this, the FPM converts both demand (in terms of people) and supply (facilities) into a single comparable unit. This unit is 'visits in the weekly peak period'. Once converted, demand and supply can be compared.
- 3.4 The FPM uses a set of parameters to define how facilities are used and by whom. These parameters are primarily derived from a combination of data, including actual user surveys from a range of sites across the country in areas of good supply, together with participation survey data. These surveys provide core information on the profile of users such as their age and gender, how often they visit, the distance travelled, duration of stay, as well as information on the facilities themselves such as programming, peak times of use and capacity of facilities.
- 3.5 This survey information is combined with other data sources to provide a set of model parameters for each facility type. The original core user data for halls and pools comes from the National Halls and Pools survey undertaken in 1996. This data previously formed the basis for the National Benchmarking Service. For AGPs, the core data used comes from the user survey of AGPs carried out in 2005/06 jointly with **sportscotland**.
- 3.6 User survey data from the National Benchmarking Service and other appropriate sources are used to update the model's parameters on a regular basis. The parameters are set out at the end of the document, and the main data sources analysed are:
  - Active Lives:
    - For the adult survey, this data is collected by an online survey or paper questionnaire on behalf of Sport England. Each annual sample includes approximately 175,000 people and covers the full age/gender range. Detailed questions are asked about over 200 separate sport categories in terms of participation and frequency.
    - For the children and young people survey, this data is collected through schools, with up to three mixed ability classes in up to three randomly chosen year groups completing an online survey.
  - National Benchmarking Service (now ceased):
    - This was a centre-based survey whose primary purpose was to enable centres to benchmark themselves against other centres. Sample interviews were conducted on site. The number of people surveyed varied by year depending on how many centres took part. Approximately 10,000 swimmers and 3,500 sports hall users were surveyed per year. This data was used for journey

times, establishing proportions of particular activities in different hall types, the duration of activities and the time of activity (peak period).

- Moving Communities Customer Experience Survey:
  - Annual online survey distributed by participating local authorities and operators via email. Email invites are sent to any member or customer on their database who has attended their leisure centre in the last 3 months. The results inform the travel mode that residents use to access facilities.
- Scottish Health:
  - Annual survey of approximately 6,600 people (just under 5,000 adults). This data is primarily used to assess participation, frequency and activity duration.

3.7 Other data is used where available. For example, the following data sources are among those that have been used to cross-check results:

- Children's Participation in Culture and Sport, Scottish Government, 2008
- Young People's Participation in Sport, Sports Council for Wales, 2009
- Health and Social Care Information Centre, Lifestyle Statistics, 2012
- Young People and Sport, Sport England, 2002
- Data from Angus Council, 2013/14
- National Pools and Halls Survey, 1996
  - This survey was used to obtain capacities per sports hall for differing sport types for programming data.

## 4 Calculating Demand

4.1 Demand is calculated by applying the user information from the parameters, as referred to above, to the population<sup>1</sup>. This produces the number of visits for that facility that will be demanded by the population.

4.2 Depending on the age and gender composition of the population, this will affect the number of visits an area will generate. In order to reflect the different population profiles of the country, the FPM calculates demand based on the smallest census groupings. These are output areas (OAs)<sup>2</sup>.

4.3 The use of OAs in the calculation of demand ensures that the FPM is able to reflect and portray differences in demand in areas at the most sensitive level based on available census

---

<sup>1</sup> For example, it is estimated that 7.72% of 16–24-year-old males will demand to use an AGP 1.67 times a week. This calculation is done separately for the 12 age/gender groupings.

<sup>2</sup> Census OAs are the smallest grouping of census population data and provide the population information on which the FPM's demand parameters are applied. A demand figure can then be calculated for each OA based on the population profile. There are over 178,600 OAs in England. An OA has a target value of 125 households per OA.

information. Each OA used is given a demand value in visits in the weekly peak period by the FPM.

## 5 Calculating Supply Capacity

5.1 A facility's capacity varies depending on the following factors:

- Its size (area of pool or hall, number of pitches or rinks)
- How many hours the facility is available for use by the community in the weekly peak period
- How many visits can be accommodated by the facility at any one time (pools = 1 user/6 sqm, main halls/barns = 8 users/court, activity halls/studios = 15 users/court, AGPs = 28 users/pitch, indoor bowls = 6 users/rink)

5.2 The FPM calculates the maximum number of visits that a facility can accommodate, which gives it a theoretical capacity in visits in the weekly peak period.

5.3 Based on travel time information (see Travel Time section) taken from the user surveys, the FPM then calculates how much demand would be met by the facility, having regard to its capacity and how much demand can travel to the facility. The FPM includes an important feature of spatial interaction. This feature takes account of the location and capacity of all the facilities, having regard to their access and the size of demand, and assesses whether the facilities are in the right place to meet the demand.

5.4 It is important to note that the FPM does not simply add up the total demand within an area and compare that to the total supply within the same area. This approach would not take account of the spatial aspect of supply against demand in a particular area. For example, if an area has a total demand for five facilities and there are currently six facilities within the area, it would be too simplistic to conclude that there is an over-supply of one facility as this approach would not take account of whether the five facilities are in the correct location for local people to use them within that area. It may be that all the facilities are in one part of the local authority area, leaving other areas under-provided. An assessment of this kind would not reflect the true picture of provision. The FPM is able to assess supply and demand within an area based on the needs of the population within that area.

5.5 In making calculations as to supply and demand, visits made to sports facilities are not artificially restricted or calculated by reference to administrative boundaries, such as local authority areas. Users are generally expected to use their closest facility. The FPM reflects this through analysing the location of demand against the location of facilities, allowing for cross-boundary movement of visits. For example, if a facility is on the boundary of a local authority, users will generally be expected to come from the population living close to the facility, but who may be in a neighbouring authority.

## 6 Calculating the Capacity of Sports Halls – Badminton Court Equivalents

6.1 The capacity of sports halls is calculated in the same way as described above, with each sports hall site having a capacity in visits in the weekly peak period. In order for this capacity to be meaningful, these visits are converted into the equivalent of main hall badminton

courts. This 'court' figure is often mistakenly read as being the same as the number of 'marked courts' at the sports halls in the Active Places data, but it is not the same. There will usually be a difference between this figure and the number of 'marked courts' in Active Places.

6.2 The reason for this is that the badminton court equivalents are of all the main and activity halls' capacities; this is calculated based on hall size (area) and whether it is a main hall or an activity hall. This gives a more accurate reflection of the overall capacity of the halls than simply using the 'marked courts' figure, for two reasons:

- In calculating the capacity of halls, the model uses a different at-one-time parameter for main halls and for activity halls. Activity halls have a greater at-one-time capacity than main halls. Marked courts can sometimes not properly reflect the size of the actual main hall. For example, a hall may be marked out with four courts, when it has space for three courts. As the model uses the 'courts' as a unit of size, it is important that the hall's capacity is included as a 'three-court unit' rather than a 'four-court unit'.
- It is often difficult to visualise how much hall space there is when expressed as visits in the weekly peak period. To make things more meaningful, this capacity is converted back into badminton court equivalents and is noted in the output tables as hall space in courts.

## 7 Facility Attractiveness – for Halls and Pools Only

7.1 Not all facilities are the same, and users will find certain facilities more attractive to use than others. The model attempts to reflect this by introducing an attractiveness weighting factor, which affects the way visits are distributed between facilities. Attractiveness, however, is very subjective. Currently weightings are only used for sports hall and swimming pool modelling.

7.2 Attractiveness weightings are based on the following:

- Age and refurbishment weighting (pools and halls): The older a facility is, the less attractive it will be to users. It is recognised that this is a general assumption and that there may be examples where older facilities are more attractive than newly built ones due to excellent local management, programming and sports development. Additionally, the date of any significant refurbishment is also included within the weighting factor; however, here attractiveness is set lower than a new build of the same year. It is assumed that a refurbishment that is older than 20 years will have a minimal impact on the facility's attractiveness. The information on year built/refurbished is taken from Active Places. A graduated curve is used to allocate the attractiveness weighting by year. This curve levels off at 70 years old with a 20% weighting. The refurbishment weighting is slightly lower than the new built year equivalent.
- Management and ownership weighting (halls only): Due to the large number of halls being provided by the education sector, an assumption is made that these halls will generally not provide as balanced a programme as halls run by local authorities, trusts, etc, with school halls more likely to be used by teams and groups through block booking. A less balanced programme is assumed to be less attractive to a general

pay-and-play user than a standard local authority leisure centre sports hall with a wider range of activities on offer.

7.3 To reflect this, two weighting curves are used:

- High weighted curve – includes non-education management (third party) and a more balanced programme, therefore more attractive
- Lower weighted curve – includes educational halls managed in-house, therefore less attractive

7.4 Commercial facilities (halls and pools): While there are relatively few sports halls provided by the commercial sector, an additional weighting factor is incorporated within the model to reflect the cost element often associated with commercial facilities. For each population OA, the Indices of Multiple Deprivation (IMD) score is used to limit whether people will use commercial facilities. The assumption is that the higher the IMD score (less affluence), the less likely the population of the OA would choose to go to a commercial facility.

7.5 The English Indices of Deprivation 2019, produced by the Ministry of Housing, Communities and Local Government, measure relative levels of deprivation in 32,844 lower super output areas in England. IMD is an overall relative measure of deprivation constructed by combining seven domains of deprivation according to their relative weights.

## 8 Used Capacity

8.1 Used capacity refers to how much of a facility’s theoretical capacity is being used. At first this can appear to be unrealistically low, with local authority figures being in the 50-60% region. Without any further explanation, it would appear that facilities are half empty. The key point is not to see a facility’s theoretical maximum capacity (100%) as being an optimum position. In practice this would mean that a facility would need to be completely full every hour it was open during the peak period. This would be both unrealistic from an operational perspective and undesirable from a user’s perspective, as the facility would be completely full.

8.2 For example, a 25m four-lane pool has a theoretical capacity of 2,260 visits per week during a 52.5-hour peak period. Usage of a pool will vary throughout the evening, with some sessions being busier than others through programming, such as an aqua aerobics session between 19:00 and 20:00 and lane swimming between 20:00 and 21:00 (see table below). Other sessions will be quieter, such as between 21:00 and 22:00. This pattern of use would mean a total of 143 swims taking place. However, the pool’s maximum theoretical capacity is 264 visits throughout the evening. In this instance the pool’s used capacity for the evening would be 54%.

Visits per hour	16:00-17:00	17:00-18:00	18:00-19:00	19:00-20:00	20:00-21:00	21:00-22:00	Total visits for the evening
Theoretical maximum capacity	44	44	44	44	44	44	264
Actual usage	8	30	35	50	15	5	143
% of capacity used	18%	68%	80%	114%	34%	11%	54%

## 9 Comfort Factor – Halls and Pools

- 9.1 If the facilities were full to their theoretical capacity, there would simply not be the space to undertake the activity comfortably. In addition, there is a need to take account of a range of activities taking place which have different numbers of users; for example, aqua aerobics will have significantly more participants than lane swimming sessions. Additionally, there may be times and sessions that, while being within the peak period, are less busy and so will have fewer users.
- 9.2 To account for these factors the notion of a ‘comfort factor’ is applied within the model. For swimming pools, 70%, and for sports halls, 80%, of their theoretical capacity is considered as indicating where a facility starts to become uncomfortably busy. This should be seen only as a guide to help flag when facilities are becoming busier, rather than as a ‘hard threshold’.
- 9.3 The comfort factor is also used to increase the capacity needed to comfortably meet unmet demand. If this comfort factor is not applied, then any facilities provided will be operating at their maximum theoretical capacity, which is not desirable as previously noted.
- 9.4 The comfort factor is not applied to AGPs due to the fact they are predominantly used by teams that have a set number of players, therefore, the notion of having a ‘less busy’ pitch is not applicable.

## 10 Travel Times

- 10.1 The model includes three different modes of travel:
  - driving
  - walking and wheeling
  - public transport and cycling
- 10.2 Car access is also considered. In areas where there is less access to a car, the model reduces the number of visits made by car and increases those made on foot for shorter journeys and public transport for longer journeys.
- 10.3 Overall, surveys have shown that most visits to swimming pools, sports halls and AGPs are made by driving, with a significant minority of visits to facilities being made on foot.

Facility	Driving	Walking	Public Transport	Cycling
Swimming Pool	74%	18%	4%	4%
Sports Hall	76%	19%	2%	3%
AGP Combined	79%	18%	3%	unknown
AGP Football	74%	22%	4%	
AGP Hockey	97%	2%	1%	

- 10.4 The model includes a distance decay function where the further a user is from a facility, the less likely they will travel. Set out below is the survey data with the percentage of visits made

within each of the travel times. This shows that almost 90% of all visits, both by car and on foot, are made within 20 minutes. Hence, 20 minutes is often used as a rule of thumb for the coverage for sports halls and swimming pools.

Minutes	Swimming Pools		Sport Halls	
	Drive	Walk	Drive	Walk
0-10	56%	53%	54%	55%
11-20	35%	34%	36%	32%
21-30	7%	10%	7%	10%
31-45	2%	2%	2%	3%

10.5 For AGPs, there is a similar pattern to halls and pools, with hockey users observed as travelling slightly further (89% travel up to 30 minutes). Therefore, a 20-minute travel time can also be used for combined and football, and 30 minutes for hockey.

Minutes	AGP Combined		AGP Football		AGP Hockey	
	Drive	Walk	Drive	Walk	Drive	Walk
0-10	28%	38%	30%	32%	21%	60%
10-20	57%	48%	61%	50%	42%	40%
20-40	14%	12%	9%	15%	31%	0%

NOTE: These are approximate figures and should only be used as a guide

10.6 Ordnance Survey’s MasterMap Highways Network Roads with average speed data is used to calculate the off-peak drive times between facilities and the population, observing any one-way and turn restrictions that apply. These travel times have been validated against national survey work, and therefore are based on the actual travel patterns of users.

10.7 Ordnance Survey’s MasterMap Highways Network Paths is used to calculate walk times along paths and roads, excluding motorways and trunk roads. A standard walking speed of 3 mph is used for all journeys.

10.8 Due to the complexity of public transport timetables, public transport travel times in the model are assumed to be twice as long as driving times.

10.9 A cycling speed of 12 mph is used for roads and shared use cycleways, which is approximately half the average speed of driving in urban areas. A speed of 7.5 mph is used for tracks and off-road travel.

### *Facility Inclusion Criteria*

#### **Sports Halls**

The following inclusion criteria were used for this analysis:

- Include all operational sports halls available for community use, ie, pay-and-play, membership, sports club/community association.
- Exclude all halls not available for community use, ie, private use.
- Exclude all halls where the main hall is less than 3 courts in size.
- Include all 'planned', 'under construction', and 'temporarily closed' facilities only where all data is available for inclusion.
- Where opening times are missing, availability is included based on similar facility types.
- Where the year built is missing, assume date 1975<sup>3</sup>.

Facilities over the border in Wales and Scotland included, as supplied by **sportscotland** and Sport Wales.

---

<sup>3</sup> Choosing a date in the mid-1970s ensures that the facility is included, while not overestimating its impact within the run.

*Model Parameters*

**Sports Halls Parameters**

At-one-time Capacity	32 users per 4-court hall 15 users per 144 square meters of ancillary hall																																										
Coverage Maps	<p>Car: 20 minutes  Walking: 1.6 km  Public transport: 20 minutes at about half the speed of a car</p> <p>NOTE: Travel times are indicative, within the context of a distance decay function of the model</p>																																										
Duration	60 minutes																																										
Percentage Participation          Frequency per Week	<table border="1" data-bbox="405 1077 1450 1227"> <thead> <tr> <th>Age</th> <th>0-15</th> <th>16-24</th> <th>25-34</th> <th>35-44</th> <th>45-59</th> <th>60-79</th> </tr> </thead> <tbody> <tr> <td>Male</td> <td>21.0%</td> <td>16.1%</td> <td>13.1%</td> <td>11.0%</td> <td>9.5%</td> <td>6.7%</td> </tr> <tr> <td>Female</td> <td>24.4%</td> <td>17.2%</td> <td>15.7%</td> <td>13.9%</td> <td>13.8%</td> <td>11.1%</td> </tr> </tbody> </table> <table border="1" data-bbox="405 1272 1450 1422"> <thead> <tr> <th>Age</th> <th>0-15</th> <th>16-24</th> <th>25-34</th> <th>35-44</th> <th>45-59</th> <th>60-79</th> </tr> </thead> <tbody> <tr> <td>Male</td> <td>0.63</td> <td>0.96</td> <td>0.88</td> <td>0.81</td> <td>0.97</td> <td>1.08</td> </tr> <tr> <td>Female</td> <td>0.69</td> <td>1.22</td> <td>1.16</td> <td>1.03</td> <td>1.13</td> <td>1.00</td> </tr> </tbody> </table>	Age	0-15	16-24	25-34	35-44	45-59	60-79	Male	21.0%	16.1%	13.1%	11.0%	9.5%	6.7%	Female	24.4%	17.2%	15.7%	13.9%	13.8%	11.1%	Age	0-15	16-24	25-34	35-44	45-59	60-79	Male	0.63	0.96	0.88	0.81	0.97	1.08	Female	0.69	1.22	1.16	1.03	1.13	1.00
Age	0-15	16-24	25-34	35-44	45-59	60-79																																					
Male	21.0%	16.1%	13.1%	11.0%	9.5%	6.7%																																					
Female	24.4%	17.2%	15.7%	13.9%	13.8%	11.1%																																					
Age	0-15	16-24	25-34	35-44	45-59	60-79																																					
Male	0.63	0.96	0.88	0.81	0.97	1.08																																					
Female	0.69	1.22	1.16	1.03	1.13	1.00																																					
Peak Period    Proportion in Peak Period	<p>Weekday: 9:00 to 10:00, 17:00 to 22:00  Weekend: 08:00 to 16:00  Total: 46 hours</p> <p>62%</p>																																										





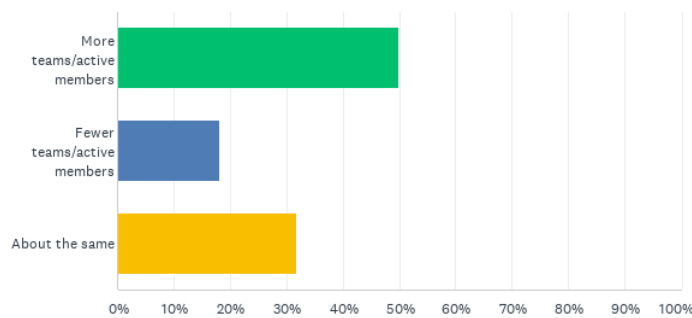
Winchester City Council  
Sports Facilities Assessment and  
Playing Pitch Strategy  
2025 – 2040  
Appendix F – Club Consultation and  
Aspirations

## Appendix F- Club consultation and aspirations

To understand the current landscape of clubs in the Winchester local authority area, data was collected from a survey distributed to the sports clubs in the area. 68 individual sports clubs responded to the invitation to complete the survey. A summary of the club survey results is provided in the strategy introduction with this appendix providing the results of key questions asked and details of clubs aspirations for improved facilities.

**Figure F.1 Club responses – Growth trend last 3 years**

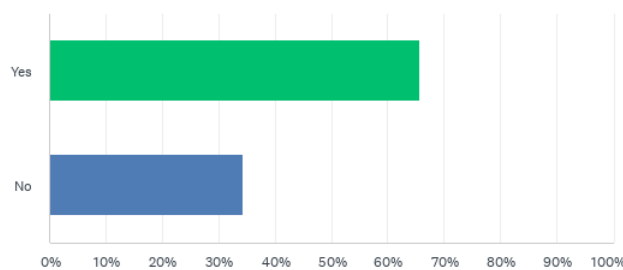
**Q8 Does your Club/Organisation have more or fewer teams/active members than three seasons/years ago, or has the number of teams/active members stayed about the same?**



More teams/active members	50.0%
Fewer teams/active members	18.2%
About the same	31.8%

**Figure F.2 Future growth**

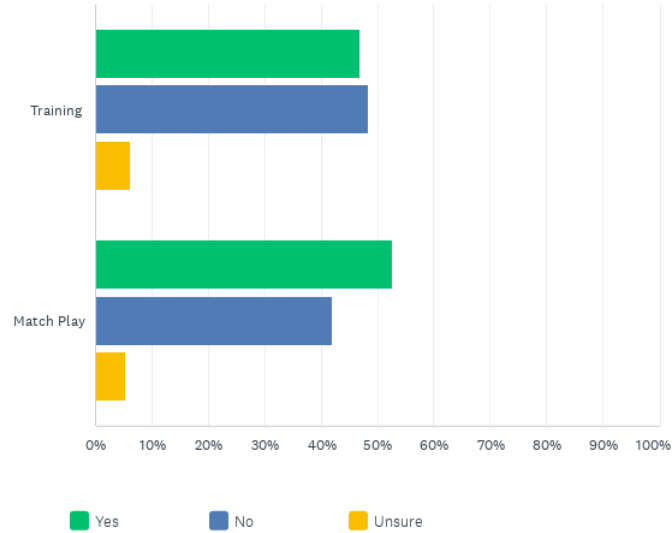
**Q10 Does your Club/Organisation have plans to grow in the next three seasons/years?**



Plans to grow in the next three seasons / years	65.6%
No plans to grow in the next three seasons / years	34.4%

Figure F.3 Club needs – Meeting demand

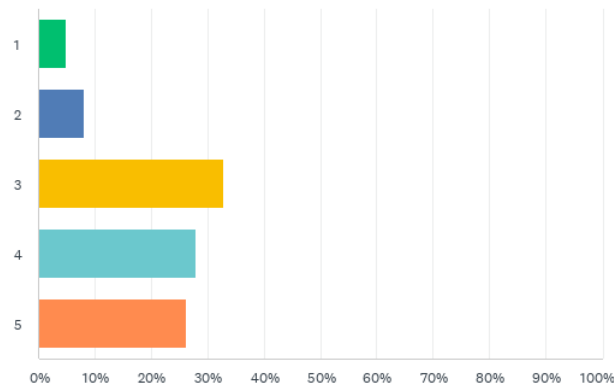
Q13 Is your current facility provisions sufficient to meet the demand for your Club's/Organisation's activities for training and match play?



	Yes	No
Training	46.9%	48.4%
Match Play	52.6%	42.1%

Figure F.4 Club response – Playing pitch ratings

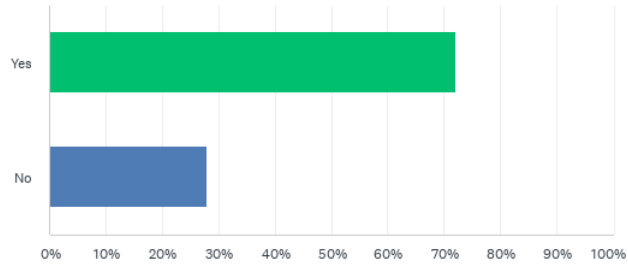
Q21 How do you rate the quality of your Club's/Organisation's main facilities? (1 being very poor and 5 being very good)



1 – Very Poor	4.9%
2 – Poor	8.2%
3 – Standard	32.8%
4 – Good	27.9%
5 – Excellent	26.2%

Figure F.5 Main site – Playing pitch improvements

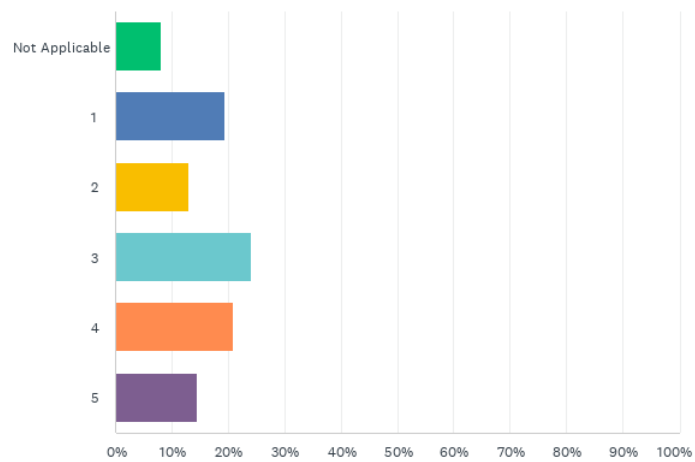
**Q22 Is there a need to improve or change your main sports facilities to sustain or grow your Club/Organisation (ie improved maintenance, engineered drainage, develop additional pitches etc)?**



There is a need to improve or change playing facilities	72.1%
There is not a need to improve or change playing facilities	27.9%

*Figure F.6 Main site – Ancillary facilities rating*

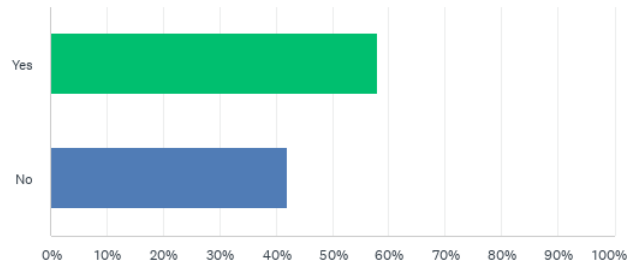
**Q23 How do you rate the quality of the clubhouse/changing rooms at your Club's/Organisation's main site? (1 being very poor and 5 being very good).**



1 – Very Poor	4.9%
2 – Poor	8.2%
3 – Standard	32.8%
4 – Good	27.9%
5 – Excellent	26.2%

Figure F.7 Main site – Ancillary facilities improvement

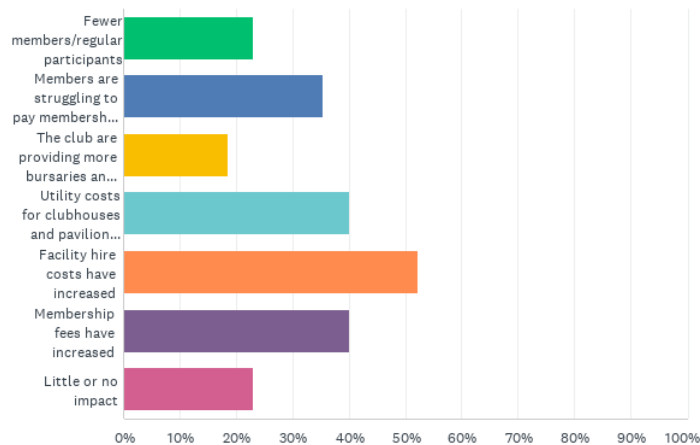
Q24 Is there a need to improve or change the clubhouse and/or changing rooms to sustain or grow your Club/Organisation (ie additional changing rooms or showers, general refurbishments, reconfiguring the layout etc)?



There is a need to improve or change playing facilities	58.1%
There is not a need to improve or change playing facilities	41.9%

Figure F.8 Key themes of the impact of cost of living on clubs and organisations

Q9 What impact (if any) do you think the increased 'cost of living' is having on your Club/Organisation?



Fewer members / regular participants	23.1%
Members are struggling to pay membership fees	35.6%
The club are providing more bursaries and support for members	18.5%
Utility costs for clubhouses and pavilions have increased	40.0%
Facility hire costs have increased	52.1%
Membership fees have increased	40.0%
Little or no impact	23.1%

### Club aspirations and demands for facility improvements

The clubs surveyed cited a range of aspirations and facility needs to assist in growing and developing their respective clubs. A number of these have been considered during the formation of the strategy action plan in discussion with the steering group, however not all of these needs were considered as priorities at the time of the strategy being developed and therefore have not been included in the action plan. The table below illustrates the aspirations provided by the responding clubs, in their own words, as part of the survey process for reference and information.

**Figure F.9 Playing Pitch Sports club aspirations and demands for facility improvements**


Club/Sport	Aspirations/Demands
Alresford RFC	Training lights for grass pitches and access to a WRC 3G AGP for evening training.
Alresford Town Youth Football Club	Replace goalposts and gain access to 3G AGPs similar to the developments at Alton or Stoneham.
Berewood Panthers Youth FC	Access to a 3G AFP and a clubhouse
Bishop's Waltham Cricket Club	Upgrade pavilion in order to be more cost effective and inclusive. The current training nets do not meet ECB minimum standards. Access to a second ground within Bishop's Waltham to consolidate all club activity within the Parish.
Bishops Waltham Dynamos Football Club	Access to 3G pitches and an improved clubhouse.
Broadhalfpenny Brigands Cc	Improvements to the Hambledon CC site which the club also use can be achieved through improved water supply. The NTP and nets need resurfacing. Improvements to the pavilion to support female changing rooms.
Colden Common CC	Electronic score board and replacement sightscreens.
Colden Common YFC	Improved pitch quality.
Compton & Chandlers Ford CC	Modernised pavilion as well as an additional NTP and improved outfield.
Compton Football Club	Improved drainage for the whole field by developing engineered drainage solutions. General refurbishment and potentially an extension to the existing facilities.
Crawley Crows Cricket Club	Improved pavilion with better provision for women, girls, and disabled players.
Curdrige Cricket Club	Improved drainage and modernisation of the pavilion.
Denmead Cricket Club	Improve / develop shower offer at the pavilion.
Denmead Football Club	None
Durley Football Club	None
Easton & Martry Worthy Cricket Club	Improvements to North Walls / Rier Park pavilion are required.
Hambledon Cricket Club	Increase changing facilities to allow for growth of women's and girls teams. Refurbish the bar and clubhouse. Ideally would like to purchase the adjoining field to create a second ground and develop a clubhouse which overlooks both pitches.
Hursley Park Cricket Club	Build a new main pavilion as the current pavilion was built in the 1960s.
Littleton And West Hill Cricket Club	None
Littleton Junior FC	Additional access to grass and 3G pitches to meet latent demand. The club also require access to changing facilities/pavilion as they currently do not have any.
Meonstoke Football Club	None
Soberton United Football.C. 1906	The main pitch is currently undergoing significant maintenance, which will be complete soon.
South Winchester Cricket Club	Improve drainage and install an NTP wicket to create a second pitch.
South Wonston Swifts FC	None
Sparsholt Cricket Club	Increase the changing and disability provision at the clubhouse. Acquire the adjoining field to develop an additional pitch to support club growth.

Club/Sport	Aspirations/Demands
St Cross Symondians CC	Refurbish changing facilities and improve training nets.
The Racqueteers	The squares at River Park do not have any covers. NTPs at River Park would help to support usage when the weather does not allow play on grass pitches. The pavilion requires improvement
Twyford Cricket Club	New cricket nets, levelling the square, and improvements to the maintenance of the outfield.
West Meon Sports Club	Develop a Pétanque pitch
Whiteley Wanderers FC	Improved drainage at Meadowside Leisure Centre. Development of local 3G AGPs with associated clubhouse and facilities for the club to be based out of.
Wickham CC	Improvements to the ancillary facilities, particularly by developing shower facilities, as the current offer is basic.
Winchester City FC	More grass and artificial pitches to support growth of the club. Additional changing facilities would increase the usage of the site.
Winchester City Flyers	More access to 3G AGPs and grass pitches to offer more suitable training and match spaces.
Winchester Hockey Club	The club require an additional SD AGP to meet demand for training and matches. The development of a site with multiple pitches and a clubhouse for the club to host fixtures and tournaments.
Winchester RFC	Additional floodlit pitches to support evening training sessions. Improve the maintenance of existing grass pitches. Increase the changing room capacity of the clubhouse to support more teams playing/using the clubhouse at any point.
Winchester Students' Union	None recorded
Worthies Sports & Social Club	None recorded
Worthy Runners	None recorded
Worthys Youth Football Club	More access to 3G pitches to support training. Develop clubhouse or changing rooms.

**Figure F.10 Built Sports Facilities club aspirations and demands for facility improvements**

Club/Sport	Aspirations/Demands
Alresford Tennis Club	Courts require resurfacing
Denmead Archery	Development of domestic facilities ie running water, electric, and WCs to facilitate tournaments and matches.
Friary Bowling Club	To cater for members, improvements to changing facilities, equipment storage, and kitchen. Would also like to develop separate men's and women's changing facilities.
Integr8 Dance	Access to a larger facility with sprung hall to provide better quality cheerleading opportunities.
Kings Table Tennis Club	Space for more tables to support additional teams and training sessions.
Kingsgate LTC	Develop sports lights on 2 more courts. Aspiration to install Padel courts but recognise there is limited space. Increase changing rooms / pavilion size.
Littleton Croquet Club	Increase lawn boundary area through minor changes to the lawn boundary hedge.
Meonstoke Tennis Club Ltd	None
Riverside Indoor Bowls Club	Replace artificial carpet within the next 5 years.
Triteamwessex	More access to swimming and running facilities
Velo Club Venta	A dedicated road area that can be isolated for club activities, access to off-road cycle routes across 5 hectares for training and competitions, enhanced cycle ways for safer cycling, a clubhouse and base where participants can meet before and after sessions. The club state a good cycling base would include an 800m track, parking, off road tracks, and a training area.
Weston Park Blades Netball Club	Access to a sports hall which can accommodate 2 netball courts side by side. Meet England Netball facility requirements to maintain standard of play.
Winchester And District Canoe Club	There is currently a lack of toilet and shower facilities due to inadequate drainage. Part of the river is blocked by fallen trees which prevents use of approximately 30% of the river which the club have permission to use.
Winchester Boxing Club	The current facilities are not big enough to support the club's offer. Develop space for 3 boxing rings, conditioning, changing rooms with showers, and ensure disability accessibility.
Winchester City Penguins Swimming Club	The club is concerned about the future of the swimming pool at Sir John Moore Barracks and would like additional secure access to lesson slots at the facilities available to them. Currently all slots are booked on a monthly basis and are therefore unsecure.

Club/Sport	Aspirations/Demands
Winchester CKD	None
Winchester Eagles Volleyball Club	Explore possibility of using facilities at Winchester Sports Stadium
Winchester Goalball Club	None
Winchester Gymnastics Club	Dedicated space where equipment is already set up to reduce time taken up by setting up and putting equipment away.
Winchester Ice Sports Association	Develop an ice rink in the area.
Winchester Judo And Martial Arts Club	Ideally a permanent dojo, however refurbishment of the existing dojo at a minimum.
Winchester Junior Parkrun	Better drainage of River Park and improved pavilion for toilets and social gathering.
Winchester Parkrun	Better drainage of River Park and improved pavilion for toilets and social gathering.
Winchester Racquets & Fitness	Improve drainage of facilities.



Winchester City Council  
Sports Facilities Assessment and Playing  
Pitch Strategy  
2025 – 2040  
Appendix G – Existing Planning Policies

## Appendix G – National, Regional and Local Planning Policy: Sport and Recreation Facilities

### 1. National Planning Policy

The relevant policy promoting healthy and safe communities in the government's latest revision of the National Planning Policy Framework (NPPF) dated 12<sup>th</sup> December 2024 is at paragraphs 96, 97 and 98:

**Para 96** - *Planning policies and decisions should aim to achieve healthy, inclusive and safe places which:*  
a) *promote social interaction, including opportunities for meetings between people who might not otherwise come into contact with each other – for example through mixed-use developments, strong neighbourhood centres, street layouts that allow for easy pedestrian and cycle connections within and between neighbourhoods, and active street frontages;*

b) *are safe and accessible, so that crime and disorder, and the fear of crime, do not undermine the quality of life or community cohesion – for example through the use of well-designed, clear and legible pedestrian and cycle routes, and high quality public space, which encourage the active and continual use of public areas; and*

c) *enable and support healthy lives, through both promoting good health and preventing ill-health, especially where this would address identified local health and well-being needs and reduce health inequalities between the most and least deprived communities – for example through the provision of safe and accessible green infrastructure, sports facilities, local shops, access to healthier food, allotments and layouts that encourage walking and cycling.*

**Para 97** - *Local planning authorities should refuse applications for hot food takeaways and fast food outlets:*

a) *within walking distance of schools and other places where children and young people congregate, unless the location is within a designated town centre; or*

b) *in locations where there is evidence that a concentration of such uses is having an adverse impact on local health, pollution or anti-social-behaviour.*

**Para 98** - *To provide the social, recreational and cultural facilities and services the community needs, planning policies and decisions should:*

a) *plan positively for the provision and use of shared spaces, community facilities (such as local shops, meeting places, sports venues, open space, cultural buildings, public houses and places of worship) and other local services to enhance the sustainability of communities and residential environments;*

b) *take into account and support the delivery of local strategies to improve health, social and cultural well-being for all sections of the community;*

c) *guard against the unnecessary loss of valued facilities and services, particularly where this would reduce the community's ability to meet its day-to-day needs;*

d) *ensure that established shops, facilities and services are able to develop and modernise, and are retained for the benefit of the community; and*

e) *ensure an integrated approach to considering the location of housing, economic uses and community facilities and services.*

The relevant national planning policy protecting existing sports and recreation buildings and land is at paragraphs 103 and 104 of the NPPF 2024:

**Para 103** - *Access to a network of high quality open spaces and opportunities for sport and physical activity is important for the health and well-being of communities, and can deliver wider benefits for nature and support efforts to address climate change. Planning policies should be based on robust and up-to-date assessments of the need for open space, sport and recreation facilities (including quantitative or qualitative deficits or surpluses) and opportunities for new provision. Information gained from the*

*assessments should be used to determine what open space, sport and recreational provision is needed, which plans should then seek to accommodate.*

**Para 104** - *Existing open space, sports and recreational buildings and land, including playing fields, should not be built on unless:*

- *An assessment has been undertaken which has clearly shown the open space, buildings or land to be surplus to requirements; or*
- *The loss resulting from the proposed development would be replaced by equivalent or better provision in terms of quantity and quality in a suitable location; or*
- *The development is for alternative sports and recreational provision, the needs for which clearly outweigh the loss.*

## **2. Regional and Sub Regional Planning Policy**

The last Regional Spatial Strategy (RSS) for the South East of England - The South East Plan (published in May 2009) – had previously set out a vision and strategic framework for growth to 2026.

The overall spatial vision set out in The South East Plan 2009-2026 had a focus on health and climate change:

*A socially and economically strong, healthy and just South East that respects the limits of the global environment. Achieving this will require the active involvement of all individuals to deliver a society where everyone, including the most deprived, benefits from and contributes to a better quality of life. At the same time the impact of current high levels of resource use will be reduced and the quality of the environment will be maintained and enhanced.*

The Government has subsequently revoked the South East Plan.

The Partnership for South Hampshire (PFSH), formed in 2003, brings together the local authorities in the South Hampshire sub region to support sustainable development, economic growth and coordinate strategic planning activities. The PFSH boundary takes in a significant proportion of southern part of the Winchester City Council administrative area comprising the following Wards: Bishop’s Waltham, Central Meon Valley, Whiteley and Shedfield, Denmead, Southwick and Wickham. A PFSH non-statutory Spatial Position Statement (SPS) was first published in 2016 and updated in December 2023 alongside a report identifying Broad Areas of Search for Growth Assessments. It has no status as a development plan document but does help to inform the preparation and strategic co-ordination of local plans. It has no direct reference to sports facilities but aims to deliver principles for sustainable growth which includes the delivery of new and enhanced multifunctional green infrastructure. It is intended that Southampton and Portsmouth will be the main focus for investment and development as these areas provide major employment, retail, leisure, entertainment, higher education and cultural centres for the sub-region.

## **3. County Planning Policy**

At the county level, Hampshire County Council has no planning responsibilities of direct relevance to sports facilities aside from provision for physical education and sport in its schools.

The Hampshire Active Partnership – the charity ‘Energise Me’ - is the lead organisation working to create the conditions for an active population in the county of Hampshire and the Isle of Wight and to use the power of sport and physical activity to transform lives. The Energise Me team works alongside numerous public, private and voluntary partners, bringing together expertise, resources and ideas from all parts of the sports, health and physical activity arena in Hampshire.

The Energise Me Strategy 2022-2027 ‘*We Can Be Active*’ contains policies aimed at meeting needs and

aspirations of the sector in the county. It prioritises those most in need and facing the greatest barriers to participation working in partnership across local government, sport, business and the voluntary sector to increase activity levels reduce inequality and transform lives through sport and physical activity.

The strategy sets out five broad goals that summarise what people need to be active:

1. **Positive early experiences** for our children and young people
2. **Opportunities** that meet our needs and interests and are accessible and easy to find.
3. **Places and travel routes** where we *all* feel safe and are encouraged to be active.
4. **Support** to help us get started or keep moving when we feel that we can't do it alone.
5. **Bold leaders** working together to create happier and healthier communities.

#### 4. Local Planning Policy

The Winchester City Council Local Plan guides development for the part of the district (60%) that is located outside of the South Downs National Park (SDNP). The existing adopted statutory development plan for the Winchester City Council Local Planning Authority Area comprises a suite of documents including the following of most relevance to the planning of buildings and land for sport and recreation:

- **Local Plan Part 1 – Joint Core Strategy** (Adopted 2013) prepared jointly by the District Council and the South Downs National Park Authority (SDNPA). It was adopted by Winchester City Council in March 2013. (It has now been superseded in the South Downs National Park by the South Downs Local Plan, which was adopted in July 2019).
- **Local Plan Part 2 – Development Management Allocations** (Adopted 2017).
- **Neighbourhood Plans** - These are prepared by town/parish councils to set a locally specific development framework to guide development in their area. Neighbourhood Plans give local communities the ability to determine where new houses, businesses, shops and community facilities should be located and to allocate smaller sites for development. They may also include more detailed planning policies such as how new development should look. **Denmead Neighbourhood Plan 2015** is the only existing adopted neighbourhood plan for which Winchester City Council is the lead planning authority.

##### 4.1 The Existing Local Plan

**The Local Plan Joint Core Strategy (2013)** shapes and guides development in those parts of Winchester City District that do not come within the South Downs National Park until 2031.

It provides a policy framework that plans for new development to deliver the vision set out in the Community Strategy for Winchester District originally adopted in 2007 and last refreshed in 2010:

*'Our vision for the Winchester District is of diverse and dynamic communities, where people work together to ensure that everyone has the opportunity to lead a fulfilling life now and in the future'.*

Towards achieving this vision, the Local Plan Joint Core Strategy includes key planning policies relating to proposals for new sport and recreation facilities and proposals involving the loss of facilities. The key Local Plan policy of relevance is:

##### **Policy CP7 – Open Space, Sport and Recreation**

*The Local Planning Authority will seek improvements in the open space network and in-built recreation facilities within the District, to achieve the type of provision, space required and levels of accessibility set out in the Council's most up to date open space and built facilities standards. This will be achieved by new and improved provision, or by improving public access for all to existing facilities and educational provision.*

*New housing development should make provision for public open space and built facilities in accordance with the most up to date standards, preferably through on-site provision of new facilities where feasible*

or by financial contributions towards off-site improvements.

There will be a presumption against the loss of any open space, sports or recreation facility (including built facilities), except where it can be demonstrated that:

- alternative facilities will be provided and are at least as accessible to current and potential new users, and at least equivalent in terms of size, usefulness, attractiveness and quality; or
- the benefit of the development to the community outweighs the harm caused by the loss of the facility.

#### 4.2 The Emerging Local Plan

The emerging Local Plan for 2020 – 2040 covering those parts of the district outside the South Downs National Park (see Figure G1) is in development, led by Winchester City Council. The Proposed Submission Local Plan (Regulation 19) was published in August 2024 and submitted to the Secretary of State for independent Examination in November 2024. The council has now received the Inspectors suggested changes to the Proposed Main Modifications and whilst the Local Plan examination remains open, the Inspector has concluded that she considers that, subject to a further 6 week public consultation on the Proposed Main Modifications the Plan is likely to be capable of being found legally compliant and sound.

The emerging Local Plan includes proposals for minor amendments to the existing key policy for open space, sport and recreation. Changes to the existing policy (CP7) currently proposed in the City Council’s emerging new District Plan are highlighted in bold type below:

#### Policy NE3 - Open Space, Sport and Recreation:

The local planning authority will seek improvements in the open space network and in-built recreation facilities and allotments within the district, to achieve the type of provision, space required and levels of accessibility **and ensuring that intergenerational areas are codesigned into any provision** as set out in the council’s most up to date open space and built facilities standards. This will be achieved by new and improved provision, or by improving public access for all to existing facilities and educational provision **where appropriate**.

New housing development should make provision for public open space and built facilities in accordance with the most up to date standards, preferably through on-site provision of new facilities where feasible or by financial contributions towards off-site improvements.

There will be a presumption against the loss of any open space, sports or recreation facility (including built facilities) **and allotments**, except where it can be demonstrated that:

- i. Alternative facilities will be provided and are at least as accessible to current and potential new users, and at least equivalent in terms of size, usefulness, attractiveness and quality; or
- ii. The benefit of the development to the community outweighs the harm caused by the loss of the facility; or
- iii. **The facility is no longer required for its purpose or an alternative activity.**

The proposed quantity and accessibility standards in policy NE3 of the emerging Local Plan remain as set out in the existing Local Plan policy CP7 as follows:

**Table 1 : Open space standards (quantity and access)**

Parks, Sports and Recreation Grounds	Natural Green Space	Informal Open Space	Equipped Children’s and Young People’s Space	Allotments
1.5 ha/1000 population (0.75 ha/1000 for outdoor sport) Access: 650m	1.0 ha/1000 population Access: 700m	0.8 ha/1000 population Access: 400m	0.5 ha/1000 population Access: 480m Toddler and Junior 650m Youth	0.2 ha/1000 population Access: 480m

**Table 2 : Built Facilities Standards (quantity and access by walking or driving)**

Facility	Standard per 1000 population	Facility/population	Walking distance	Driving catchment
Sports halls	1.0 ha/1000 population Access: 700m	0.8 ha/1000 population Access: 400m	0.5 ha/1000 population Access: 480m Toddler and Junior 650m Youth	0.2 ha/1000 population Access: 480m
Swimming pools	13m <sup>2</sup>	1 per 25,000	20 minutes	15 – 20 minutes
Fitness gyms	4 stations – 16m <sup>2</sup>	1 station per 250	10 minutes	10 – 15 minutes
Outdoor tennis	0.8 courts	2 per 2,500	20 minutes	15 – 20 minutes
Synthetic turf pitches	330m <sup>2</sup> (.05 pitch)	1 per 20,000	20 – 30 minutes	20 – 30 minutes
Indoor bowls	0.05ink	1 rink per 20,000	15 – 20 minutes	15 – 20 minutes

As detailed within Section 5 of the main Sports Facilities Assessment and Playing Pitch Strategy, both the existing Local Plan Policy (CP7) and the amended policy in the emerging Local Plan (NE3) include per capita quantitative standards for the provision of open space, sport and recreation facilities. While the setting of such standards for the provision of Open Space remains in accordance with current good practice and guidance, this is no longer the case for Sport and Recreation Facilities and is not endorsed by either Sport England or National Governing Bodies of Sport.

#### 4.3 Sport England Guidance - Per Capita Standards

Sport England has published guidance for local authorities on how to undertake and apply needs assessments for community sports facilities in accordance with the NPPF (i.e. *Assessing Needs and Opportunities Guidance for Indoor and Outdoor Sports Facilities, July 2014*). Sport England recommends local authorities adopt an evidence-based approach to the assessment of the quantity of facilities needed as opposed to reliance on per capita quantitative standards.

In place of setting quantitative standards for each facility type, Sport England’s national guidance for assessing needs and opportunities (ANOG) advocates gathering detailed local supply and demand data and assessment of area, sport and site-specific needs using purpose-designed sports facility planning tools in order to determine which existing specific sites and facilities should be protected and the priority areas/sites for enhanced, new or expanded facilities.

Accordingly, this updated study of sports facility needs in Winchester is based on a detailed local assessment of the picture of supply and demand for each of the sports facility typologies in scope and application of the relevant planning tools.

Upon the full adoption of this strategy, the Sports Facilities Assessment and Playing Pitch Strategy will be considered by the City Council Planning Department as a material consideration for all planning applications especially those which affect outdoor sports facilities and playing pitches, and the recommendations within this strategy are intended to guide future planning decisions and provides an updated approach that enhances and supports Local Plan Policy CP7 and the emerging Local Plan Policy NE3.

Paragraph 103 of the National Planning Policy Framework (NPPF) makes clear that planning policies should be based on robust and up-to-date assessment of the needs for open space, sport and recreational facilities (including quantitative or qualitative deficits or surpluses). Any changes to the wording of Policy NE3 can be addressed in an early review of the Local Plan.

The City Council adopt a prioritised site-specific schedule of sports facility needs and opportunities approach within Winchester District categorised under the following headings.

**PROTECT** sports facilities from loss as a result of redevelopment.

**ENHANCE** existing facilities through improving their quality, accessibility and management.

**PROVIDE** new facilities that are fit for purpose to meet demands for participation now and in the future.

In relation to this updated Sports Facilities Assessment and Playing Pitch Strategy having been developed after the submission of the City Council’s plan under the NPPF 2024 transitional arrangements in 2024, future amendments will be considered in an early review of the new Local Plan.

#### 4.4 Cycling and Walking Routes

Also of relevance to sports facilities planning, the emerging Winchester District Local Plan includes a specific strategic policy aimed at reducing carbon emissions and promoting health and wellbeing through active transport and travel:

##### **Strategic Policy T1: Sustainable and Active Transport and Travel**

Planning applications for development that would increase travel must be supported by a transport assessment to quantify the amount and type of travel and should prioritise:

- i. A genuine choice of sustainable and active transport modes of travel; prioritising walking, wheeling, cycling and public transport, followed by car clubs, electric/hydrogen vehicles and lastly private fossil-fuelled vehicles;
- ii. Development so that it reduces the number of trips made by private motor vehicle as well as maximising opportunities to walk and cycle in compliance with the Hampshire Movement and Place Framework and Healthy Streets approach as set out in the adopted LTP4;
- iii. The concept of 20 minute neighbourhoods;
- iv. Integrating sustainable and active travel routes into the layout with connections to the wider network and where appropriate integrated with the green / blue infrastructure networks, which must be made available and usable at all stages of development particularly on large or phased sites;
- v. Safe, attractive, secure and convenient ways that encourage all users, including those with disabilities and reduced mobility, to use more sustainable forms of transport such as walking, wheeling, cycling or buses, at every stage of the development;
- vi. The continued safe and efficient operation of the strategic and local road networks;
- vii. New accesses and intensified use of existing accesses onto the road network that can demonstrate that they will not result in reduced highway safety or significant congestion/delays; and
- viii. Proposals which include new or refurbished employment development will need to provide where appropriate measures such as showers, changing areas and lockers/storage to cater for employees wishing to engage in active travel.

This proposed policy is informed by The City of Winchester Local Cycling and Walking Infrastructure Plan (LCWIP) - one of a series of technical studies that have been developed as part of the Winchester Movement Strategy which focusses on the built-up urban area of Winchester Town. The LCWIP sets out a proposed network of 13 walking routes and 9 cycling corridors where improvements are to be delivered within the city over the next decade or so, and six proposed improvements that have been prioritised for delivery. The LCWIP is currently under review and a district wide LCWIP is being prepared.

#### 5. The South Downs National Park Local Plan

The villages of Abbots Worthy, Avington, Bishops Waltham, and Cheriton are in the South Downs National Park. In total, 40% of the land in Winchester District lies within South Downs National Park (see Figure G1). The South Downs National Park Authority (SDNPA) is the Local Planning Authority in these areas, not Winchester City Council. The SDNPA adopted its first Local Plan in July 2019 to cover the period 2014-2033.

The SDNP Local Plan policy of most direct relevance to planning for sport and recreation facilities in the 40% of Winchester District within the SDNP boundary is as follows:

**Development Management Policy SD46: Provision and Protection of Open Space, Sport and Recreational Facilities and Burial Grounds/Cemeteries**

1. Residential development will be required to provide open space on site or within proximity to the site, in line with the National Park Authority's adopted standards as set out in Figure 7.6, or their replacements. Development proposals for open space should demonstrate how they: a) Are of a type determined by the scale and type of development and the needs of the area; b) Are of high quality design which reflects the landscape character and setting; c) Are safe and accessible for all members of the community; and d) Include provision for the long-term management and maintenance of any recreation or open space facilities provided.
2. Development proposals for new buildings that provide local sport and recreational facilities should be located within settlement boundaries as defined on the Policies Map. Outside of settlement boundaries new buildings for local sport and recreational facilities will be limited to those ancillary to and essential for the use of the land for outdoor sport and recreation. Robust evidence of a sequential search for sites and the ancillary nature of the building will need to be provided and agreed with the Authority. Development proposals for new or improved playing surfaces should be located within or close to settlement boundaries as defined on the Policies Map.
3. Development proposals will be refused where they would result in the loss of open space unless provision of equal or better quantity, quality and accessibility is made in close proximity to the existing open space. Robust evidence must be provided to demonstrate the following: a) Alternative provision is available in the vicinity without causing an unreasonable reduction or shortfall in meeting the local need; b) It has been demonstrated that the land cannot reasonably be converted to another form of open space provision for which there is an identified deficit; and c) The development will provide alternative, sports, recreation or open space facilities, the need for which clearly outweighs the loss of the open space.
4. Development proposals for new cemeteries and burial grounds will be permitted where they are: a) Appropriately sited with regard to impact on local amenity; b) Designed to make the most of opportunities to improve and/or create new biodiversity, habitats and GI; and c) Will have no adverse impact on groundwater and surface water.

SDNP core and strategic policies of potential relevance to planning facilities for sport and recreation by Winchester City Council include:

**Core Policy SD1: Sustainable Development**

1. When considering development proposals that accord with relevant policies in this Local Plan and with National Park purposes, the Authority will take a positive approach that reflects the presumption in favour of sustainable development. It will work with applicants to find solutions to ensure that those development proposals can be approved without delay, unless material planning considerations indicate otherwise.
2. The National Park purposes are i) to conserve and enhance the natural beauty, wildlife and cultural heritage of the area; and ii) to promote opportunities for the understanding and enjoyment of the special qualities of the National Park by the public. Where it appears that there is a conflict between the National Park purposes, greater weight will be attached to the first of those purposes. In pursuit of the purposes, the National Park Authority will pay due regard to its duty to seek to foster the economic and social wellbeing of the local communities within the National Park.
3. When determining any planning application, the Authority will consider the cumulative impacts of development.
4. Planning permission will be refused where development proposals fail to conserve the landscape, natural beauty, wildlife and cultural heritage of the National Park unless, exceptionally: a) The benefits of the proposals demonstrably outweigh the great weight to be attached to those interests; and b) There is substantial compliance with other relevant policies in the development plan

### **Core Policy SD3: Major Development**

1. In determining what constitutes major development the National Park Authority will consider whether the development, including temporary events should they be deemed to constitute development, by reason of its scale, character or nature, has the potential to have a significant adverse impact on the natural beauty, wildlife or cultural heritage of, or recreational opportunities provided by, the National Park. The potential for significant adverse impact on the National Park will include the consideration of both the impact of cumulative development and the individual characteristics of each proposal and its context.
2. Planning permission will be refused for major developments in the National Park except in exceptional circumstances, and where it can be demonstrated they are in the public interest. Consideration of such applications should include an assessment of: a) The need for the development, including in terms of any national considerations, and the impact of permitting it, or refusing it, upon the local economy; b) The cost of, and scope for, developing elsewhere outside the designated area, or meeting the need for it in some other way; and c) Any detrimental effect on the environment, the landscape and recreational opportunities, and the extent to which that could be moderated.
3. If it is considered that exceptional circumstances exist and development would be in the public interest, all opportunities to conserve and enhance the special qualities should be sought. Development proposals should be sustainable as measured against the following factors:
  - Zero Carbon
  - Zero Waste
  - Sustainable Transport
  - Sustainable Materials
  - Sustainable Water
  - Land Use and Wildlife
  - Culture and Community
  - Health and Wellbeing

### **Strategic Policy SD8: Dark Night Skies**

1. Development proposals will be permitted where they conserve and enhance the intrinsic quality of dark night skies and the integrity of the Dark Sky Core as shown on the Policies Map.
2. Development proposals must demonstrate that all opportunities to reduce light pollution have been taken, and must ensure that the measured and observed sky quality in the surrounding area is not negatively affected, having due regard to the following hierarchy: a) The installation of lighting is avoided; and b) If lighting cannot be avoided, it is demonstrated to be necessary and appropriate, for its intended purpose or use: i. Any adverse impacts are avoided; or ii. If that is not achievable, then adverse impacts are mitigated to the greatest reasonable extent.'
3. Lighting which is proposed to be installed must meet or exceed the level of protection appropriate to the environmental zone.

### **Strategic Policy SD20: Walking, Cycling and Equestrian Routes**

1. Development proposals will be permitted provided they contribute to a network of attractive and functional non-motorised travel routes, with appropriate signage, throughout the National Park.
2. The following disused railway line routes within the National Park, as shown on the Policies Map, are safeguarded for existing, and potential future use as non-motorised travel routes. Development proposals that facilitate such use will be permitted. Development proposals that adversely affect their future potential as non-motorised transport routes will be refused: a) Bordon to Bentley; b) Petersfield to Pulborough (via Midhurst); c) Chichester to Midhurst (Centurion Way); **d) Wickham to Alton (Meon Valley Trail)**; e) Guildford to Shoreham-by-Sea (Downs Link); f) Liss to Longmoor; g) Devil's Dyke Route; and h) New Alresford to Kingsworthy (Watercross Way).
3. The following corridors, as shown on the Policies Map, are safeguarded for future restoration to their respective historic uses. Development proposals will not be permitted where they would adversely affect their future potential for such restoration. Proposals for restoration to their historic uses will be supported: a) The original course of the former Lewes – Uckfield railway line; and b) The Wey and Arun Canal.

Figure G1: Winchester local plan area and SDNP Planning Areas

